

BEFORE THE METRO COUNCIL

FOR THE PURPOSE OF ACCEPTING THE ) RESOLUTION NO. 06-3705  
MAY 16, 2006 PRIMARY ELECTION )  
ABSTRACT OF VOTES FOR METRO ) Introduced by Council President David Bragdon

WHEREAS, a Primary Election was held in the State of Oregon on May 16, 2006 (Primary Election);

WHEREAS, pursuant to ORS 268, the following nominees for Metro appeared on the Primary Election in accordance with ORS Chapter 249:

1. Metro Council President
2. Metro Councilor, Subdistrict 1;
3. Metro Councilor, Subdistrict 2;
4. Metro Councilor, Subdistrict 4; and
5. Metro Auditor;

WHEREAS, ORS 255.295 requires that the Director of Elections of the Multnomah County Elections Division, determines the results of the Primary Election for the Multnomah, Clackamas and Washington Counties (Metro Area) and notify Metro of an official abstract of votes of the Primary Election (Abstract of Votes) for the Metro Area;

WHEREAS, Metro Code Title IX Elections, Chapter 9.01, requires Metro to accept the results of the Abstract of Votes of the Primary Election; and


WHEREAS, the Abstract of Votes and regional results of the Primary Election for the Metro Area were received by the Metro Council, attached hereto and made a part hereof as Exhibit A; now therefore

BE IT RESOLVED:


1. That the Metro Council hereby accepts the results of the Abstract of Votes for the May 16, 2006 Primary Election;
2. That the voters of the Metro Area have elected David Bragdon for the position of Metro Council President at the May 16, 2006 Primary Election, for a term commencing January 1, 2007 and ending on January 2, 2011;
3. That the voters of the Metro Area, Subdistrict 1, have elected Rod Park for the position of Metro Councilor for a term commencing on January 1, 2007 and ending on January 2, 2011;
4. That the voters of the Metro Area, Subdistrict 2, have elected Brian Newman for the position of Metro Councilor for a term commencing on January 1, 2007 and ending on January 2, 2011; and


5. That the voters of the Metro Area, Subdistrict 4, have nominated Tom Cox and Kathryn Harrington as candidates for the position of Metro Councilor, at the General Election to be held November 6, 2006; and
6. That the voters of the Metro Area have elected Suzanne Flynn for the position of Metro Auditor Officer for a term commencing on January 1, 2007 and ending on January 2, 2011.

ADOPTED by the Metro Council this 22nd day of June 2006.

  
David Bragdon, Council President

Approved as to Form:

  
Daniel B. Cooper, Metro Attorney



**Exhibit A**  
**Resolution No. 06-3705**  
**Regional Results and Certified Copies of**  
**Abstract of Votes for the Metro Area**  
**May 16, 2006 Primary Election**

Council President METRO, AT LARGE

VOTES PERCENT

VOTES PERCENT

Vote For 1

01 = David Bragdon

02 = WRITE-IN

68,750 97.80  
 1,544 2.20

03 = OVER VOTES  
 04 = UNDER VOTES

30  
 60,804

	01	02	03	04
0156 156	22	0	0	3
0158 158	34	1	0	23
0543 543	5	0	0	0
0547 547	6	2	0	14
0548 548	3	0	0	0
0601 601	0	0	0	0
1002	162	3	0	189
1013	1095	25	1	946
1025	597	10	0	471
1045	88	4	0	69
1053	688	6	0	542
1103	633	19	0	459
1156	911	7	1	656
1170	1105	9	0	873
1183	556	10	0	386
1205	822	24	0	742
1211	527	7	0	393
1213	719	13	0	582
1222	949	21	0	868
1224	909	17	0	747
1226	631	8	0	466
1230	913	17	0	863
1238	480	10	0	430
1240	434	9	0	342
1245	973	32	0	844
1315	741	20	1	518
1321	553	4	0	514
1400	373	4	0	340
1500	132	4	0	123
1504	2	0	0	14
1507	99	3	0	105
1515	326	4	0	240
1546	276	3	0	246
2002	617	13	1	477
2026	663	20	1	577
2029	647	16	0	490
2077	705	20	0	657
2086	665	19	0	521
2099	493	9	0	436
2100	817	16	0	771
2114	733	12	0	647
2143	484	7	0	430
3000	568	14	0	496
3002	665	10	1	581
3004	439	13	0	328
3008	829	18	0	647
3058	629	22	1	558
3097	761	9	0	545
3113	925	16	0	790
3128	1014	13	0	853
3144	839	10	0	737
3151	546	21	0	487
3177	817	26	0	759
3185	397	7	0	437
3193	924	17	0	782

Council President METRO, AT LARGE

Vote For 1

01 = David Bragdon

02 = WRITE-IN

VOTES PERCENT

68,750 97.80  
1,544 2.20

03 = OVER VOTES  
04 = UNDER VOTES

VOTES PERCENT

30  
60,804

(CONTINUED FROM PREVIOUS PAGE)

	01	02	03	04
3240	814	20	1	806
3248	632	15	0	517
3253	864	18	1	665
3259	955	10	2	693
3274	501	12	0	496
3290	971	17	1	818
3297	346	14	0	330
3307	502	7	0	514
3311	512	16	0	504
3315	274	11	0	302
3322	454	8	1	459
3327	372	10	1	361
3329	671	23	0	725
3330	787	13	1	738
4022	535	16	0	447
4027	582	13	1	470
4041	884	26	0	775
4049	704	21	0	608
4065	671	21	0	620
4106	550	11	1	438
4111	872	6	0	898
4125	532	13	0	484
4131	580	20	1	565
4155	764	16	0	705
4167	753	25	3	668
4178	463	12	0	426
4185	410	14	0	379
4202	505	19	0	449
4216	146	9	0	142
4242	705	12	0	572
4250	608	4	1	482
4254	605	23	1	420
4282	953	6	0	673
4295	859	16	1	676
4299	596	30	0	451
4309	412	8	2	374
4320	425	9	0	440
4333	609	16	0	529
4338	557	22	0	448
4339	467	11	0	465
4340	295	9	0	253
4344	409	8	0	348
4345	565	11	0	575
4350	669	12	0	490
4352	302	7	0	244
4359	256	3	0	285
4360 4359	337	11	1	293
4361	507	15	2	482
4362	362	7	0	323
4363	720	18	0	611
5029	84	1	0	102
5100	541	11	0	524
5200	646	19	0	736
5201	505	15	0	584
5301	213	5	0	206

Council President METRO, AT LARGE

VOTES PERCENT

VOTES PERCENT

Vote For 1

01 = David Bragdon

68,750 97.80

03 = OVER VOTES

30

02 = WRITE-IN

1,544 2.20

04 = UNDER VOTES

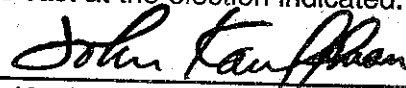
60,804

(CONTINUED FROM PREVIOUS PAGE)

	01	02	03	04
5401	56	3	0	64
5425	68	3	0	151
5602	53	1	0	73
5604	215	8	0	299
5605	14	1	0	18
5819	473	15	0	427
5820	662	14	0	575
5828	524	10	0	465
5842	714	20	0	898
5846	671	17	0	713
5850	303	4	0	272
5851	640	19	0	660
5853	552	20	0	545
5855	630	15	0	696
5861	329	8	0	338
5868	400	6	0	417
5870	467	5	0	390
5871	225	6	1	201

**Certificate**

I certify that the votes recorded on this abstract correctly summarize the tally of votes cast at the election indicated.



John Kauffman, Director of Elections  
Multnomah County, Oregon

Auditor METRO, AT LARGE

VOTES PERCENT

VOTES PERCENT

Vote For 1

01 = Suzanne Flynn

02 = Alexis Dow

03 = WRITE-IN

54,948 58.15  
39,012 41.28  
536 .57

04 = OVER VOTES  
05 = UNDER VOTES

213  
36,419

	01	02	03	04	05
0156 156	13	7	0	0	5
0158 158	20	12	0	0	26
0543 543	2	3	0	0	0
0547 547	9	5	0	0	8
0548 548	3	0	0	0	0
0601 601	0	0	0	0	0
1002	130	114	2	1	107
1013	885	568	5	2	607
1025	499	306	2	0	271
1045	51	53	0	0	57
1053	513	363	7	6	347
1103	479	326	5	0	301
1156	663	441	1	7	463
1170	835	551	2	4	595
1183	426	275	3	1	247
1205	674	433	10	1	470
1211	416	241	0	2	268
1213	562	391	1	5	355
1222	757	522	6	2	551
1224	717	488	5	2	461
1226	480	325	2	4	294
1230	725	514	8	3	543
1238	365	287	4	1	263
1240	333	217	1	4	230
1245	751	552	6	2	538
1315	614	350	8	2	306
1321	412	312	1	2	344
1400	322	191	0	3	201
1500	94	80	1	1	83
1504	2	3	0	0	11
1507	73	55	0	0	79
1515	235	166	2	0	167
1546	191	141	1	1	191
2002	429	400	2	1	276
2026	534	368	5	3	351
2029	506	350	4	3	290
2077	581	401	10	0	390
2086	516	348	2	2	337
2099	438	233	1	1	265
2100	671	472	5	0	456
2114	608	446	1	1	336
2143	409	260	2	1	249
3000	465	333	2	3	275
3002	512	374	3	2	366
3004	320	244	4	1	211
3008	644	434	8	4	404
3058	497	377	7	2	327
3097	569	394	5	1	346
3113	763	475	3	5	485
3128	794	534	5	0	547
3144	669	437	8	6	466
3151	446	293	7	1	307
3177	646	464	10	2	480
3185	315	271	3	0	252

Auditor METRO, AT LARGE

Vote For 1

- 01 = Suzanne Flynn
- 02 = Alexis Dow
- 03 = WRITE-IN

VOTES PERCENT

54,948 58.15  
 39,012 41.28  
 536 .57

04 = OVER VOTES  
 05 = UNDER VOTES

VOTES PERCENT

213  
 36,419

(CONTINUED FROM PREVIOUS PAGE)

	01	02	03	04	05
3193	737	496	7	3	480
3240	673	483	11	5	469
3248	527	327	2	3	305
3253	673	439	5	2	429
3259	772	437	3	2	446
3274	392	288	4	7	318
3290	811	502	4	4	486
3297	261	228	2	0	199
3307	418	332	4	1	268
3311	415	317	5	1	294
3315	240	191	1	1	154
3322	416	251	3	5	247
3327	308	225	4	1	206
3329	629	429	8	1	352
3330	709	440	9	0	381
4022	449	294	3	0	252
4027	431	346	5	3	281
4041	723	505	10	1	446
4049	561	400	8	7	357
4065	562	383	10	1	356
4106	422	287	5	1	285
4111	774	499	2	4	497
4125	431	325	8	2	263
4131	497	344	11	3	311
4155	632	410	11	1	431
4167	640	407	8	3	391
4178	391	269	2	1	238
4185	337	272	3	1	190
4202	420	278	7	2	266
4216	115	106	3	0	73
4242	570	348	5	1	365
4250	476	312	1	1	305
4254	450	318	6	1	274
4282	708	413	1	6	504
4295	657	443	10	3	439
4299	473	359	9	0	236
4309	342	251	3	3	197
4320	356	244	2	1	271
4333	523	363	4	2	262
4338	425	380	6	1	215
4339	384	316	6	0	237
4340	236	184	6	0	131
4344	309	247	2	0	207
4345	446	413	6	0	286
4350	489	409	10	1	262
4352	229	174	8	0	142
4359	223	180	1	0	140
4360 4359	282	200	5	2	153
4361	376	359	6	0	265
4362	281	218	4	0	189
4363	560	385	6	2	396
5029	82	44	3	0	58
5100	433	341	5	2	295
5200	509	428	8	3	453



Auditor METRO, AT LARGE

VOTES PERCENT

VOTES PERCENT

Vote For 1

01 = Suzanne Flynn

54,948 58.15

02 = Alexis Dow

39,012 41.28

03 = WRITE-IN

536 .57

04 = OVER VOTES

213

05 = UNDER VOTES

36,419

(CONTINUED FROM PREVIOUS PAGE)

	01	02	03	04	05
5201	358	375	7	1	363
5301	172	123	1	0	128
5401	49	34	0	1	39
5425	60	75	0	0	87
5602	51	32	0	0	44
5604	181	156	1	1	183
5605	10	12	1	0	10
5819	361	292	8	2	252
5820	556	365	9	3	318
5828	412	327	7	0	253
5842	603	465	6	3	555
5846	544	449	4	1	403
5850	222	188	1	1	167
5851	501	460	3	0	355
5853	443	354	4	2	314
5855	505	411	2	2	421
5861	277	201	3	3	191
5868	328	258	3	2	232
5870	371	257	2	1	231
5871	176	139	3	0	115

**Certificate**

I certify that the votes recorded on this abstract correctly summarize the tally of votes cast at the election indicated.



John Kauffman, Director of Elections  
Multnomah County, Oregon

Councilor, 1st District DISTRICT 1

VOTES PERCENT

VOTES PERCENT

Vote For 1

01 = Rod Park

02 = Jim Duncan

03 = WRITE-IN

13,222 57.12

9,809 42.38

116 .50

04 = OVER VOTES

05 = UNDER VOTES

30

7,256

	01	02	03	04	05
0543 543	5	0	0	0	0
0547 547	6	12	0	0	4
3000	114	80	0	0	82
3297	0	0	0	0	1
3307	413	342	3	0	265
3311	417	333	5	1	276
3315	232	191	3	0	161
3322	380	293	1	3	245
3329	470	324	6	2	260
3330	671	490	4	0	374
4309	341	269	4	3	179
4338	428	386	8	1	204
4344	37	38	0	0	24
4345	78	79	1	1	43
4350	479	446	5	1	240
4352	214	206	3	0	130
4359	227	167	2	0	148
4361	408	347	5	2	244
5029	97	33	1	0	56
5100	470	331	4	2	269
5200	597	429	4	0	371
5201	496	314	5	2	287
5301	173	131	1	0	119
5401	63	30	1	1	28
5425	96	51	0	0	75
5602	60	45	0	0	22
5604	204	205	1	0	112
5605	12	11	1	0	9
5819	381	314	5	1	214
5820	586	403	6	1	255
5828	459	330	4	0	206
5842	770	431	4	4	423
5846	684	446	4	2	265
5850	258	170	1	0	150
5851	610	433	5	1	270
5853	502	338	7	0	270
5855	562	434	1	1	343
5861	305	222	2	0	146
5868	362	268	2	0	191
5870	370	286	4	1	201
5871	185	151	3	0	94

Exhibit A-7 of 30  
Metro Reso. 06-3705  
5/16/06 Abstract of Votes

Certificate

I certify that the votes recorded on this abstract correctly summarize the tally of votes cast at the election indicated.

*John Kauffman*  
John Kauffman, Director of Elections  
Multnomah County, Oregon

Councilor, 2nd District DISTRICT 2

Vote For 1

01 = Brian Newman  
 02 = WRITE-IN

VOTES PERCENT

2,553 98.61  
 36 1.39

03 = OVER VOTES  
 04 = UNDER VOTES


VOTES PERCENT

0  
 2,918

	01	02	03	04
0156 156	19	0	0	6
1183	1	0	0	2
1211	339	3	0	366
1213	613	9	0	692
1222	849	15	0	974
1238	170	4	0	203
1400	343	2	0	372
1546	219	3	0	303

**Certificate**

I certify that the votes recorded on this abstract correctly summarize the tally of votes cast at the election indicated.



John Kauffman, Director of Elections  
 Multnomah County, Oregon

Metro Council President

VOTES PERCENT

VOTES PERCENT

Vote For 1

01 = David Bragdon  
02 = WRITE-IN

22,846 98.50  
349 1.50

03 = OVER VOTES  
04 = UNDER VOTES

0  
21,821

	01	02	03	04
0001 Precinct 1	180	3	0	141
0002 Precinct 2	164	6	0	163
0003 Precinct 3	164	2	0	132
0005 Precinct 5	149	1	0	113
0006 Precinct 6	195	0	0	181
0007 Precinct 7	403	2	0	348
0008 Precinct 8	574	7	0	581
0009 Precinct 9	153	4	0	158
0011 Precinct 11	223	2	0	185
0031 Precinct 31	99	1	0	68
0032 Precinct 32	97	1	0	75
0033 Precinct 33	265	2	0	234
0034 Precinct 34	223	2	0	255
0038 Precinct 38	143	1	0	158
0039 Precinct 39	221	6	0	196
0051 Precinct 51	203	2	0	174
0053 Precinct 53	165	1	0	132
0054 Precinct 54	116	1	0	111
0056 Precinct 56	133	1	0	106
0057 Precinct 57	170	2	0	182
0058 Precinct 58	150	3	0	149
0060 Precinct 60	205	4	0	162
0062 Precinct 62	172	3	0	207
0063 Precinct 63	164	3	0	139
0064 Precinct 64	175	3	0	175
0090 Precinct 90	0	0	0	0
0091 Precinct 91	45	0	0	34
0092 Precinct 92	15	0	0	18
0093 Precinct 93	29	0	0	22
0094 Precinct 94	11	0	0	8
0095 Precinct 95	0	0	0	1
0096 Precinct 96	804	16	0	1043
0097 Precinct 97	17	1	0	16
0130 Precinct 130	415	5	0	400
0131 Precinct 131	372	2	0	387
0132 Precinct 132	291	5	0	343
0134 Precinct 134	324	9	0	350
0135 Precinct 135	201	4	0	248
0136 Precinct 136	231	8	0	235
0138 Precinct 138	314	5	0	352
0139 Precinct 139	346	1	0	302
0140 Precinct 140	146	3	0	120
0151 Precinct 151	250	3	0	244
0152 Precinct 152	176	1	0	208
0153 Precinct 153	310	2	0	232
0154 Precinct 154	263	1	0	217
0155 Precinct 155	388	9	0	340
0157 Precinct 157	132	1	0	135
0158 Precinct 158	264	0	0	186
0159 Precinct 159	230	3	0	223
0160 Precinct 160	231	4	0	211
0162 Precinct 162	272	4	0	226
0163 Precinct 163	318	4	0	261
0164 Precinct 164	246	5	0	185
0165 Precinct 165	211	5	0	223

Metro Council President

VOTES PERCENT

VOTES PERCENT

Vote For 1

01 = David Bragdon

22,846 98.50

03 = OVER VOTES

0

02 = WRITE-IN

349 1.50

04 = UNDER VOTES

21,821

(CONTINUED FROM PREVIOUS PAGE)

	01	02	03	04
0166 Precinct 166	247	5	0	224
0167 Precinct 167	244	1	0	202
0169 Precinct 169	143	2	0	124
0170 Precinct 170	5	0	0	2
0171 Precinct 171	3	0	0	9
0201 Precinct 201	163	6	0	150
0202 Precinct 202	289	5	0	212
0203 Precinct 203	351	7	0	280
0204 Precinct 204	262	4	0	212
0205 Precinct 205	143	3	0	142
0206 Precinct 206	270	3	0	256
0251 Precinct 251	1	0	0	0
0252 Precinct 252	276	6	0	325
0300 Precinct 300	138	0	0	116
0301 Precinct 301	156	2	0	130
0302 Precinct 302	99	0	0	92
0303 Precinct 303	163	0	0	109
0305 Precinct 305	8	2	0	6
0306 Precinct 306	26	0	0	40
0313 Precinct 313	111	1	0	103
0326 Precinct 326	176	4	0	175
0327 Precinct 327	223	7	0	249
0328 Precinct 328	9	0	0	18
0337 Precinct 337	0	0	0	8
0390 Precinct 390	173	4	0	251
0394 Precinct 394	109	3	0	176
0401 Precinct 401	176	1	0	259
0403 Precinct 403	138	7	0	185
0405 Precinct 405	157	8	0	205
0407 Precinct 407	33	0	0	41
0411 Precinct 411	228	6	0	239
0412 Precinct 412	206	1	0	217
0413 Precinct 413	103	4	0	97
0414 Precinct 414	203	3	0	201
0422 Precinct 422	120	1	0	109
0441 Precinct 441	38	2	0	27
0442 Precinct 442	151	5	0	174
0443 Precinct 443	157	8	0	204
0444 Precinct 444	51	0	0	79
0445 Precinct 445	179	2	0	149
0446 Precinct 446	112	1	0	95
0451 Precinct 451	122	0	0	82
0452 Precinct 452	77	0	0	68
0453 Precinct 453	225	1	0	180
0454 Precinct 454	236	3	0	244
0475 Precinct 475	236	7	0	266
0478 Precinct 478	40	2	0	42
0480 Precinct 480	152	3	0	136
0481 Precinct 481	301	4	0	263
0491 Precinct 491	54	1	0	51
0503 Precinct 503	222	2	0	192
0505 Precinct 505	224	2	0	212
0506 Precinct 506	119	1	0	115
0507 Precinct 507	168	3	0	126
0521 Precinct 521	152	3	0	127

Metro Council President  
 Vote For 1  
 01 = David Bragdon  
 02 = WRITE-IN

VOTES PERCENT  
 22,846 98.50  
 349 1.50  
 03 = OVER VOTES  
 04 = UNDER VOTES

VOTES PERCENT  
 0  
 21,821

(CONTINUED FROM PREVIOUS PAGE)

	01	02	03	04
0522 Precinct 522	177	1	0	102
0523 Precinct 523	96	0	0	47
0525 Precinct 525	191	3	0	173
0526 Precinct 526	206	6	0	181
0530 Precinct 530	186	3	0	203
0531 Precinct 531	189	5	0	150
0532 Precinct 532	133	1	0	143
0533 Precinct 533	177	1	0	149
0538 Precinct 538	157	1	0	125
0549 Precinct 549	153	1	0	116
0550 Precinct 550	263	4	0	234
0551 Precinct 551	167	3	0	173
0552 Precinct 552	181	1	0	158
0553 Precinct 553	78	3	0	42
0555 Precinct 555	278	1	0	257
0560 Precinct 560	94	2	0	102
0561 Precinct 561	14	0	0	25
0562 Precinct 562	0	0	0	0
0563 Precinct 563	144	3	0	113
0565 Precinct 565	1	0	0	1
0568 Precinct 568	30	0	0	35
0587 Precinct 587	5	0	0	1


CERTIFIED COPY OF THE ORIGINAL  
SHERRY HALL, COUNTY CLERK  
BY:   
JUN 1 2006

Exhibit A-12 of 30  
Metro Reso. 06-3705  
5/16/06 Abstract of Votes

Metro Auditor  
Vote For 1  
01 = Suzanne Flynn  
02 = Alexis Dow  
03 = WRITE-IN

VOTES PERCENT

16,189 56.70  
12,278 43.00  
84 .29

04 = OVER VOTES  
05 = UNDER VOTES

VOTES PERCENT

10  
16,455

	01	02	03	04	05
0001 Precinct 1	145	80	0	0	99
0002 Precinct 2	119	92	3	0	119
0003 Precinct 3	117	80	0	0	101
0005 Precinct 5	109	65	0	0	89
0006 Precinct 6	146	86	0	1	143
0007 Precinct 7	287	198	3	0	265
0008 Precinct 8	395	344	2	0	421
0009 Precinct 9	114	90	1	0	110
0011 Precinct 11	144	134	0	1	131
0031 Precinct 31	72	43	0	0	53
0032 Precinct 32	68	45	0	0	60
0033 Precinct 33	178	135	2	0	186
0034 Precinct 34	157	137	0	0	186
0038 Precinct 38	123	85	0	0	94
0039 Precinct 39	142	136	0	0	145
0051 Precinct 51	163	98	2	0	116
0053 Precinct 53	134	73	0	0	91
0054 Precinct 54	80	68	0	0	80
0056 Precinct 56	106	62	1	0	71
0057 Precinct 57	133	100	0	0	121
0058 Precinct 58	113	80	0	0	109
0060 Precinct 60	159	88	0	0	124
0062 Precinct 62	143	101	0	0	138
0063 Precinct 63	118	90	2	0	96
0064 Precinct 64	122	110	1	0	120
0090 Precinct 90	0	0	0	0	0
0091 Precinct 91	32	15	0	0	32
0092 Precinct 92	12	7	0	0	14
0093 Precinct 93	22	16	0	0	13
0094 Precinct 94	7	6	0	0	6
0095 Precinct 95	0	0	0	0	1
0096 Precinct 96	552	472	3	0	836
0097 Precinct 97	10	11	1	0	12
0130 Precinct 130	245	236	0	0	339
0131 Precinct 131	232	192	0	1	336
0132 Precinct 132	179	148	1	0	311
0134 Precinct 134	214	166	3	0	300
0135 Precinct 135	126	108	0	0	219
0136 Precinct 136	147	122	1	0	204
0138 Precinct 138	194	170	3	0	304
0139 Precinct 139	207	191	0	0	251
0140 Precinct 140	96	63	1	0	109
0151 Precinct 151	178	108	3	1	207
0152 Precinct 152	139	92	1	0	153
0153 Precinct 153	199	142	0	0	203
0154 Precinct 154	181	126	1	0	173
0155 Precinct 155	287	190	2	1	257
0157 Precinct 157	99	68	0	0	101
0158 Precinct 158	154	123	0	0	173
0159 Precinct 159	158	129	1	1	167
0160 Precinct 160	128	130	2	0	186
0162 Precinct 162	212	119	0	0	171
0163 Precinct 163	218	138	0	0	227
0164 Precinct 164	172	123	1	0	140



Metro Auditor

Vote For 1

- 01 = Suzanne Flynn
- 02 = Alexis Dow
- 03 = WRITE-IN

VOTES PERCENT

16,189 56.70  
12,278 43.00  
84 .29

04 = OVER VOTES  
05 = UNDER VOTES

VOTES PERCENT

10  
16,455

(CONTINUED FROM PREVIOUS PAGE)

	01	02	03	04	05
0165 Precinct 165	162	108	0	0	169
0166 Precinct 166	155	143	0	0	178
0167 Precinct 167	147	137	1	0	162
0169 Precinct 169	94	76	0	0	99
0170 Precinct 170	2	3	0	0	2
0171 Precinct 171	4	1	0	0	7
0201 Precinct 201	100	91	0	0	128
0202 Precinct 202	225	108	1	0	172
0203 Precinct 203	235	158	0	0	245
0204 Precinct 204	175	126	0	0	177
0205 Precinct 205	75	103	4	0	106
0206 Precinct 206	173	132	1	0	223
0251 Precinct 251	1	0	0	0	0
0252 Precinct 252	175	157	0	0	275
0300 Precinct 300	79	76	0	0	99
0301 Precinct 301	123	67	0	0	98
0302 Precinct 302	77	48	0	0	66
0303 Precinct 303	109	84	0	0	79
0305 Precinct 305	9	0	2	0	5
0306 Precinct 306	18	17	0	0	31
0313 Precinct 313	73	54	1	0	87
0326 Precinct 326	123	96	2	0	134
0327 Precinct 327	155	129	1	0	194
0328 Precinct 328	10	4	0	0	13
0337 Precinct 337	2	0	0	0	6
0390 Precinct 390	145	122	0	0	161
0394 Precinct 394	100	81	0	0	107
0401 Precinct 401	159	128	0	0	149
0403 Precinct 403	96	100	2	0	132
0405 Precinct 405	138	107	3	0	122
0407 Precinct 407	26	17	0	0	31
0411 Precinct 411	176	130	0	0	167
0412 Precinct 412	135	126	0	1	162
0413 Precinct 413	68	74	0	0	62
0414 Precinct 414	123	139	1	0	144
0422 Precinct 422	104	67	1	0	58
0441 Precinct 441	30	22	0	0	15
0442 Precinct 442	125	99	0	0	106
0443 Precinct 443	125	132	3	1	108
0444 Precinct 444	36	38	0	0	56
0445 Precinct 445	130	87	0	0	113
0446 Precinct 446	82	61	0	1	64
0451 Precinct 451	90	50	0	0	64
0452 Precinct 452	68	32	0	0	45
0453 Precinct 453	150	122	2	0	132
0454 Precinct 454	161	127	1	0	194
0475 Precinct 475	179	130	1	0	199
0478 Precinct 478	36	25	0	0	23
0480 Precinct 480	116	78	2	1	94
0481 Precinct 481	232	160	1	0	175
0491 Precinct 491	39	35	0	0	32
0503 Precinct 503	170	114	0	0	132
0505 Precinct 505	162	133	0	0	143
0506 Precinct 506	90	66	1	0	78

Metro Auditor

Vote For 1

01 = Suzanne Flynn

02 = Alexis Dow

03 = WRITE-IN

VOTES PERCENT

16,189 56.70

12,278 43.00

84 .29

04 = OVER VOTES

05 = UNDER VOTES

VOTES PERCENT

10

16,455

(CONTINUED FROM PREVIOUS PAGE)

	01	02	03	04	05
0507 Precinct 507	137	71	0	0	89
0521 Precinct 521	120	87	2	0	73
0522 Precinct 522	109	74	0	0	97
0523 Precinct 523	62	39	0	0	42
0525 Precinct 525	152	98	2	0	115
0526 Precinct 526	151	115	1	0	126
0530 Precinct 530	153	93	1	0	145
0531 Precinct 531	127	109	1	0	107
0532 Precinct 532	94	84	0	0	99
0533 Precinct 533	145	89	0	0	93
0538 Precinct 538	129	76	0	0	78
0549 Precinct 549	99	91	1	0	79
0550 Precinct 550	173	161	1	0	166
0551 Precinct 551	141	86	0	0	116
0552 Precinct 552	134	107	0	0	99
0553 Precinct 553	62	37	0	0	24
0555 Precinct 555	219	128	0	0	189
0560 Precinct 560	65	55	3	0	75
0561 Precinct 561	16	12	0	0	11
0562 Precinct 562	0	0	0	0	0
0563 Precinct 563	95	92	0	0	73
0565 Precinct 565	1	0	0	0	1
0568 Precinct 568	21	22	0	0	22
0587 Precinct 587	5	1	0	0	0


CERTIFIED COPY OF THE ORIGINAL  
SHERRY HALL COUNTY CLERK  
BY:   
JUN 1 2006

Exhibit A-16 of 30  
Metro Reso. 06-3705  
5/16/06 Abstract of Votes

Metro Councilor, District No. 1

Vote For 1

01 = Rod Park

02 = Jim Duncan

03 = WRITE-IN

VOTES PERCENT

1,767 53.92

1,495 45.62

15 .46

04 = OVER VOTES

05 = UNDER VOTES

VOTES PERCENT

0

1,653

	01	02	03	04	05
0094 Precinct 94	8	6	0	0	5
0096 Precinct 96	595	458	6	0	804
0097 Precinct 97	12	12	1	0	9
0390 Precinct 390	167	147	0	0	114
0394 Precinct 394	115	90	0	0	83
0401 Precinct 401	142	180	0	0	114
0403 Precinct 403	127	109	1	0	93
0405 Precinct 405	160	124	2	0	84
0407 Precinct 407	25	27	0	0	22
0422 Precinct 422	92	79	0	0	59
0443 Precinct 443	139	119	3	0	108
0444 Precinct 444	42	40	0	0	48
0445 Precinct 445	64	40	0	0	47
0446 Precinct 446	79	64	2	0	63

CERTIFIED COPY OF THE ORIGINAL  
SHERRY HALL, COUNTY CLERK  
BY: *Sherry Hall*  
JUN 01 2006

Exhibit A-18 of 30  
Metro Reso. 06-3705  
5/16/06 Abstract of Votes

Metro Councilor, District No. 2

Vote For 1

01 = Brian Newman

02 = WRITE-IN

VOTES PERCENT

18,206 98.97  
190 1.03

03 = OVER VOTES  
04 = UNDER VOTES

VOTES PERCENT

0  
17,686

	01	02	03	04
0001 Precinct 1	178	4	0	142
0002 Precinct 2	168	5	0	160
0003 Precinct 3	162	1	0	135
0005 Precinct 5	149	3	0	111
0006 Precinct 6	193	1	0	182
0007 Precinct 7	403	2	0	348
0008 Precinct 8	577	7	0	578
0009 Precinct 9	154	3	0	158
0011 Precinct 11	219	1	0	190
0031 Precinct 31	95	1	0	72
0032 Precinct 32	92	1	0	80
0033 Precinct 33	261	2	0	238
0034 Precinct 34	219	2	0	259
0038 Precinct 38	138	1	0	163
0039 Precinct 39	224	1	0	198
0051 Precinct 51	216	4	0	159
0053 Precinct 53	168	1	0	129
0054 Precinct 54	121	0	0	107
0056 Precinct 56	138	1	0	101
0057 Precinct 57	175	2	0	177
0058 Precinct 58	141	1	0	160
0060 Precinct 60	205	4	0	162
0062 Precinct 62	178	5	0	199
0063 Precinct 63	169	1	0	136
0064 Precinct 64	176	2	0	175
0090 Precinct 90	0	0	0	0
0091 Precinct 91	36	0	0	43
0092 Precinct 92	14	0	0	19
0093 Precinct 93	24	0	0	27
0095 Precinct 95	0	0	0	1
0130 Precinct 130	387	4	0	429
0131 Precinct 131	362	2	0	397
0132 Precinct 132	275	3	0	361
0134 Precinct 134	307	7	0	369
0135 Precinct 135	202	4	0	247
0136 Precinct 136	220	2	0	252
0138 Precinct 138	292	3	0	376
0139 Precinct 139	337	3	0	309
0140 Precinct 140	139	3	0	127
0151 Precinct 151	233	4	0	260
0152 Precinct 152	166	3	0	216
0153 Precinct 153	290	0	0	254
0154 Precinct 154	249	2	0	230
0155 Precinct 155	364	4	0	369
0157 Precinct 157	124	0	0	144
0158 Precinct 158	249	0	0	201
0159 Precinct 159	220	2	0	234
0160 Precinct 160	214	3	0	229
0162 Precinct 162	258	3	0	241
0163 Precinct 163	291	3	0	289
0164 Precinct 164	229	4	0	203
0165 Precinct 165	209	0	0	230
0166 Precinct 166	223	2	0	251
0167 Precinct 167	232	3	0	212
0169 Precinct 169	137	1	0	131

Metro Councilor, District No. 2

Vote For 1

01 = Brian Newman

02 = WRITE-IN

VOTES PERCENT

18,206 98.97  
190 1.03

03 = OVER VOTES  
04 = UNDER VOTES

VOTES PERCENT

0  
17,686

(CONTINUED FROM PREVIOUS PAGE)

	01	02	03	04
0170 Precinct 170	5	0	0	2
0171 Precinct 171	2	0	0	10
0251 Precinct 251	1	0	0	0
0300 Precinct 300	127	1	0	126
0301 Precinct 301	151	2	0	135
0302 Precinct 302	94	1	0	96
0303 Precinct 303	86	0	0	50
0305 Precinct 305	8	2	0	6
0306 Precinct 306	23	0	0	43
0313 Precinct 313	97	2	0	116
0326 Precinct 326	159	2	0	160
0327 Precinct 327	10	0	0	8
0328 Precinct 328	11	0	0	16
0411 Precinct 411	220	6	0	247
0412 Precinct 412	199	0	0	225
0413 Precinct 413	100	2	0	102
0414 Precinct 414	203	3	0	201
0441 Precinct 441	38	2	0	27
0442 Precinct 442	155	0	0	175
0445 Precinct 445	105	0	0	74
0451 Precinct 451	122	0	0	82
0452 Precinct 452	76	2	0	67
0453 Precinct 453	220	1	0	185
0454 Precinct 454	227	1	0	255
0475 Precinct 475	240	3	0	266
0478 Precinct 478	44	0	0	40
0480 Precinct 480	154	3	0	134
0481 Precinct 481	304	3	0	261
0491 Precinct 491	52	2	0	52
0503 Precinct 503	225	0	0	191
0505 Precinct 505	223	0	0	215
0506 Precinct 506	126	0	0	109
0507 Precinct 507	171	2	0	124
0521 Precinct 521	148	3	0	131
0522 Precinct 522	167	0	0	113
0523 Precinct 523	91	0	0	52
0525 Precinct 525	188	5	0	174
0526 Precinct 526	202	7	0	184
0530 Precinct 530	186	1	0	205
0531 Precinct 531	188	1	0	155
0532 Precinct 532	132	1	0	144
0533 Precinct 533	173	1	0	153
0538 Precinct 538	157	0	0	126
0549 Precinct 549	153	2	0	115
0550 Precinct 550	266	1	0	234
0551 Precinct 551	167	2	0	174
0552 Precinct 552	178	1	0	161
0553 Precinct 553	80	0	0	43
0555 Precinct 555	263	1	0	272
0560 Precinct 560	92	2	0	104
0561 Precinct 561	15	0	0	24
0562 Precinct 562	0	0	0	0
0563 Precinct 563	142	1	0	117
0565 Precinct 565	2	0	0	0
0568 Precinct 568	31	0	0	34

NUMBERED KEY CANVASS

CLACKAMAS COUNTY, OREGON  
MAY 16, 2006  
PRIMARY ELECTION

REPORT-EL52 PAGE 0132

RUN DATE:05/31/06 02:17 PM

Metro Councilor, District No. 2

VOTES PERCENT

VOTES PERCENT

Vote For 1

01 = Brian Newman

02 = WRITE-IN

18,206 98.97  
190 1.03

03 = OVER VOTES  
04 = UNDER VOTES

0  
17,686

(CONTINUED FROM PREVIOUS PAGE)

01 02 03 04

0587 Precinct 587

5 0 0 1



CERTIFIED COPY OF THE ORIGINAL  
SHERRY HALL, COUNTY CLERK  
BY: Sherry Hall  
JUN 14 2006

Exhibit A-22 of 30  
Metro Reso. 06-3705  
5/16/06 Abstract of Votes

NUMBERED KEY CANVASS

RUN DATE:06/02/06 02:47 PM

WASHINGTON COUNTY  
PRIMARY ELECTION  
MAY 16, 2006  
Nonpartisan

REPORT-EL52 PAGE 0199

Metro Council President

Vote For 1

- 01 = David Bragdon
- 02 = WRITE-IN

VOTES PERCENT  
42,824 98.31  
738 1.69

	01	02
0302 302 KINNAMAN	355	3
0303 303 WITCH HAZEL	27	1
0304 304 BUTTERNUT	379	3
0306 306 TANASBOURNE	112	1
0307 307 WILLOW CREEK	284	8
0309 309 HAWTHORNE FARMS	428	11
0312 312 HAGG LAKE	14	1
0313 313 HILLSBORO-UNINCORP	47	2
0314 314 GLENCOE	2	0
0318 318 MINTER BRIDGE	432	9
0319 319 QUATAMA STREET	134	4
0320 320 HAZELDALE	409	11
0322 322 JACKTOWN	9	0
0323 323 INDIAN HILLS	384	10
0325 325 HILLSBORO-ISLANDS	0	0
0327 327 BROWN MIDDLE SCHOOL	445	10
0328 328 FARMINGTON VIEW	2	0
0329 329 CENTURY SCHOOL	442	11
0331 331 PORTLAND/BARNES	0	0
0332 332 ORENCO STATION	429	12
0333 333 JOHN OLSEN	402	5
0335 335 JACKSON SCHOOL	514	7
0336 336 FAIRGROUNDS	414	7
0337 337 WALNUT ST	662	14
0338 338 CORNELIUS	615	9
0339 339 FOREST GROVE-EAST	729	7
0340 340 FOREST GROVE-WEST	819	11
0341 341 CORNELIUS-SCHEFFLIN	20	0
0342 342 DAVID HILL RD	25	2
0343 343 MOOBERRY	614	10
0344 344 HILLSBORO CENTRAL	487	8
0345 345 W/HILLSBORO UNINCORP	5	0
0346 346 CORNELIUS/TUAL RIVER	44	2
0348 348 LAKE OSWEGO	13	0
0349 349 DIVISION STREET	384	6
0350 350 FIR GROVE	873	8
0351 351 ALOHA PARK	306	12
0352 352 BEAVERTON-CENTER	118	3
0353 353 WALKER ROAD-SOUTH	287	0
0354 354 CHEHALEM SCHOOL	756	10
0355 355 MEADOW PARK	605	4
0356 356 ALOHA-WEST	216	2
0357 357 HERITAGE PARK	291	2
0358 358 SEMINOLE ESTATES	216	1
0359 359 WATERHOUSE	778	14
0360 360 PHEASANT LANE	394	10
0361 361 MILLIKAN	166	2
0362 362 CEDAR HILLS	825	11
0363 363 BARNES RD	632	15
0364 364 MCDANIEL RD	753	10
0365 365 LEAHY RD	748	19
0366 366 WEST TUALATIN VIEW	230	2
0367 367 THOMPSON RD	596	11
0368 368 SOMERSET	639	11




Exhibit A-23 of 30  
Metro Reso. 06-3705  
5/16/06 Abstract of Votes

NUMBERED KEY CANVASS

RUN DATE:06/02/06 02:47 PM

WASHINGTON COUNTY  
 PRIMARY ELECTION  
 MAY 16, 2006  
 Nonpartisan

REPORT-EL52 PAGE 0200

VOTES PERCENT

Metro Council President  
 Vote For 1  
 01 = David Bragdon  
 02 = WRITE-IN

42,824 98.31  
 738 1.69

(CONTINUED FROM PREVIOUS PAGE)

	01	02
0369 369 COLUMBIA AVE	362	8
0370 370 ROCK CREEK	332	5
0371 371 OAK HILLS	490	3
0372 372 RIDGEWOOD SCHOOL	426	7
0374 374 JACOBSON RD	0	0
0375 375 PORTLAND CITY	45	0
0376 376 WESTVIEW	373	13
0377 377 BETHANY EAST	576	13
0378 378 CANYON LN	236	3
0379 379 HALL BLVD	646	9
0380 380 HIGHLAND PARK	509	8
0381 381 BEAVERTON/CENTER ST	378	6
0382 382 GREENWAY	570	11
0383 383 BEAVERTON-HILLSDALE	329	2
0384 384 GARDEN HOME	533	5
0385 385 PORTLAND GOLF CLUB	723	10
0386 386 RALEIGH PARK	847	10
0387 387 SUNSET CORRIDOR	43	0
0388 388 WHITFORD	31	1
0389 389 SEXTON MOUNTAIN	583	11
0390 390 SOUTHRIDGE	735	18
0391 391 PORTLAND CITY	34	0
0392 392 PORTLAND CITY COM 2	21	1
0393 393 MONTCLAIR	141	2
0394 394 CORNELIUS EAST	4	0
0395 395 MURRAY HILL	443	3
0396 396 DURHAM	148	2
0397 397 BULL MOUNTAIN	367	6
0398 398 COOPER MOUNTAIN	110	5
0399 399 METZGER	335	11
0400 400 WASHINGTON SQUARE	420	4
0401 401 MAYO STREET	336	6
0402 402 TIGARD/WALNUT ST	162	6
0403 403 TIGARD/GAARDE ST	653	9
0404 404 FOWLER SCHOOL	387	15
0405 405 TWALITY SCHOOL	693	15
0406 406 TIGARD CITY HALL	574	16
0407 407 NORTH BARNES	200	0
0408 408 SUMMERFIELD	1125	12
0409 409 SUMMERLAKE-WEST	388	4
0410 410 BEEF BEND RD	221	4
0411 411 SCHOLLS HEIGHTS	216	9
0412 412 COOPER MT SCHOOL	299	4
0413 413 FISCHER/PACIFIC HWY	11	0
0414 414 BARROWS RD	161	5
0415 415 BEEF BEND/131ST	176	1
0416 416 SUMMERLAKE-EAST	329	6
0417 417 ELDORADO	240	5
0418 418 HART ROAD	59	0
0419 419 KING CITY	636	2
0420 420 TUALATIN CITY	564	12
0421 421 TRI-CITIES	5	0
0422 422 FG NORTH/UNINCORP	22	0
0423 423 TUALATIN-NORTH	462	3




Exhibit A-24 of 30  
 Metro Reso. 06-3705  
 5/16/06 Abstract of Votes

NUMBERED KEY CANVASS

RUN DATE:06/02/06 02:47 PM

WASHINGTON COUNTY  
 PRIMARY ELECTION  
 MAY 16, 2006  
 Nonpartisan

REPORT-ELS2

PAGE 0201

VOTES PERCENT

Metro Council President

Vote For 1

01 = David Bragdon

02 = WRITE-IN

42,824 98.31  
 738 1.69

(CONTINUED FROM PREVIOUS PAGE)

	01	02
0424 424 CENTRAL SHERWOOD CITY	518	9
0425 425 SHERWOOD-UNINCORP	20	0
0426 426 GRONER	9	0
0427 427 SCHOLLS	0	0
0428 428 TUALATIN-WEST	204	3
0429 429 MILLER HILL	308	9
0432 432 WILSONVILLE	12	0
0433 433 ED BYROM SCHOOL	365	3
0434 434 ERROL HASSELL	520	24
0435 435 SE SHERWOOD CITY	499	7
0436 436 TUALATIN CITY	286	4
0437 437 HAZELBROOK	9	0
0438 438 SE COUNTY	80	3
0439 439 PCC	2	0
0440 440 HILLSBORO-SOUTH	26	0
0441 441 PORTLAND CITY SOUTH	14	0
0442 442 KEMMER RD	116	3
0443 443 JENKINS/BASELINE	0	0
0444 444 SPRINGVILLE	297	5
0445 445 SCHOLLS HTS N	111	1
0446 446 LOMBARD	244	5
0447 447 BETHANY WEST	433	7
0448 448 CEDAR HILLS	43	1
0449 449 CANYON/217	7	0
0450 450 WALKER RD	0	0
0451 451 GRABHORN	94	3
0452 452 JOHNSON/185TH	326	5
0453 453 BASELINE/185TH	5	0
0454 454 BULL MT SPLIT	23	0
0455 455 S TIGARD/PACIFIC HWY	1	0
0456 456 NORTH FOREST GROVE	6	0
0457 457 NW SHERWOOD CITY	194	1
0458 458 Sherwood Annexation	0	0
0459 459 King City Annexation	43	2




Exhibit A-25 of 30  
 Metro Reso. 06-3705  
 5/16/06 Abstract of Votes

NUMBERED KEY CANVASS

WASHINGTON COUNTY  
PRIMARY ELECTION  
MAY 16, 2006  
Nonpartisan

RUN DATE:06/02/06 02:47 PM

REPORT-EL52 PAGE 0202

Metro Auditor

VOTES PERCENT

VOTES PERCENT

Vote For 1

01 = Suzanne Flynn

27,641 53.36

02 = Alexis Dow

23,923 46.18

03 = WRITE-IN

236 .46

	01	02	03
0302 302 KINNAMAN	213	248	0
0303 303 WITCH HAZEL	19	18	0
0304 304 BUTTERNUT	255	241	0
0306 306 TANASBOURNE	78	64	0
0307 307 WILLOW CREEK	188	186	4
0309 309 HAWTHORNE FARMS	298	235	1
0312 312 HAGG LAKE	9	8	0
0313 313 HILLSBORO-UNINCORP	21	43	0
0314 314 GLENCOE	2	0	0
0318 318 MINTER BRIDGE	285	274	3
0319 319 QUATAMA STREET	83	84	3
0320 320 HAZELDALE	271	248	4
0322 322 JACKTOWN	2	8	0
0323 323 INDIAN HILLS	246	239	4
0325 325 HILLSBORO-ISLANDS	0	0	0
0327 327 BROWN MIDDLE SCHOOL	302	248	2
0328 328 FARMINGTON VIEW	2	1	0
0329 329 CENTURY SCHOOL	273	297	3
0331 331 PORTLAND/BARNES	0	0	0
0332 332 ORENCO STATION	274	243	2
0333 333 JOHN OLSEN	263	193	1
0335 335 JACKSON SCHOOL	340	343	2
0336 336 FAIRGROUNDS	255	253	0
0337 337 WALNUT ST	341	354	5
0338 338 CORNELIUS	352	330	4
0339 339 FOREST GROVE-EAST	494	373	1
0340 340 FOREST GROVE-WEST	571	471	4
0341 341 CORNELIUS-SCHEFFLIN	15	8	0
0342 342 DAVID HILL RD	19	24	0
0343 343 MOOBERRY	384	364	6
0344 344 HILLSBORO CENTRAL	327	329	3
0345 345 W/HILLSBORO UNINCORP	3	4	0
0346 346 CORNELIUS/TUAL RIVER	25	24	0
0348 348 LAKE OSWEGO	13	6	0
0349 349 DIVISION STREET	230	228	3
0350 350 FIR GROVE	566	439	4
0351 351 ALOHA PARK	187	175	3
0352 352 BEAVERTON-CENTER	78	55	1
0353 353 WALKER ROAD-SOUTH	190	161	1
0354 354 CHEHALEM SCHOOL	477	395	5
0355 355 MEADOW PARK	387	342	1
0356 356 ALOHA-WEST	135	132	0
0357 357 HERITAGE PARK	180	157	0
0358 358 SEMINOLE ESTATES	137	121	0
0359 359 WATERHOUSE	466	435	5
0360 360 PHEASANT LANE	270	206	5
0361 361 MILLIKAN	99	73	2
0362 362 CEDAR HILLS	549	413	2
0363 363 BARNES RD	405	359	3
0364 364 MCDANIEL RD	481	437	2
0365 365 LEAHY RD	520	404	2
0366 366 WEST TUALATIN VIEW	158	128	1
0367 367 THOMPSON RD	359	355	3
0368 368 SOMERSET	365	390	5




Exhibit A-26 of 30  
 Metro Reso. 06-3705  
 5/16/06 Abstract of Votes

NUMBERED KEY CANVASS

WASHINGTON COUNTY  
PRIMARY ELECTION  
MAY 16, 2006  
Nonpartisan

RUN DATE:06/02/06 02:47 PM

REPORT-EL52 PAGE 0203

	VOTES	PERCENT		VOTES	PERCENT
Metro Auditor					
Vote For 1					
01 - Suzanne Flynn	27,641	53.36			
02 - Alexis Dow	23,923	46.18	03 - WRITE-IN	236	.46

(CONTINUED FROM PREVIOUS PAGE)

	01	02	03
0369 369 COLUMBIA AVE	254	202	0
0370 370 ROCK CREEK	186	218	2
0371 371 OAK HILLS	322	264	2
0372 372 RIDGEWOOD SCHOOL	292	234	2
0374 374 JACOBSON RD	0	0	0
0375 375 PORTLAND CITY	29	23	0
0376 376 WESTVIEW	247	224	5
0377 377 BETHANY EAST	355	291	2
0378 378 CANYON LN	169	131	0
0379 379 HALL BLVD	461	372	4
0380 380 HIGHLAND PARK	357	264	2
0381 381 BEAVERTON/CENTER ST	275	153	4
0382 382 GREENWAY	370	266	5
0383 383 BEAVERTON-HILLSDALE	218	160	1
0384 384 GARDEN HOME	333	266	3
0385 385 PORTLAND GOLF CLUB	469	320	4
0386 386 RALEIGH PARK	566	432	2
0387 387 SUNSET CORRIDOR	28	25	0
0388 388 WHITFORD	21	13	1
0389 389 SEXTON MOUNTAIN	344	307	4
0390 390 SOUTHRIDGE	465	388	5
0391 391 PORTLAND CITY	25	18	0
0392 392 PORTLAND CITY COM 2	15	16	1
0393 393 MONTCLAIR	99	67	0
0394 394 CORNELIUS EAST	4	0	0
0395 395 MURRAY HILL	260	177	1
0396 396 DURHAM	117	68	1
0397 397 BULL MOUNTAIN	226	238	1
0398 398 COOPER MOUNTAIN	74	93	0
0399 399 METZGER	243	197	3
0400 400 WASHINGTON SQUARE	284	231	1
0401 401 MAYO STREET	233	183	1
0402 402 TIGARD/WALNUT ST	111	90	1
0403 403 TIGARD/GARDE ST	373	410	2
0404 404 FOWLER SCHOOL	278	247	4
0405 405 TWALITY SCHOOL	419	387	4
0406 406 TIGARD CITY HALL	375	304	4
0407 407 NORTH BARNES	129	91	0
0408 408 SUMMERFIELD	757	522	1
0409 409 SUMMERLAKE-WEST	234	230	1
0410 410 BEEF BEND RD	113	153	2
0411 411 SCHOLLS HEIGHTS	132	136	3
0412 412 COOPER MT SCHOOL	170	222	2
0413 413 FISCHER/PACIFIC HWY	10	3	0
0414 414 BARRROWS RD	91	101	3
0415 415 BEEF BEND/131ST	119	88	0
0416 416 SUMMERLAKE-EAST	222	160	3
0417 417 ELDORADO	177	112	4
0418 418 HART ROAD	29	38	0
0419 419 KING CITY	438	288	0
0420 420 TUALATIN CITY	344	339	2
0421 421 TRI-CITIES	3	2	0
0422 422 FG NORTH/UNINCORP	24	24	0
0423 423 TUALATIN-NORTH	302	225	1




Exhibit A-27 of 30  
Metro Reso. 06-3705  
5/16/06 Abstract of Votes

NUMBERED KEY CANVASS

WASHINGTON COUNTY  
PRIMARY ELECTION  
MAY 16, 2006  
Nonpartisan

RUN DATE:06/02/06 02:47 PM

REPORT-EL52 PAGE 0204

	VOTES	PERCENT		VOTES	PERCENT
Metro Auditor					
Vote For 1					
01 = Suzanne Flynn	27,641	53.36			
02 = Alexis Dow	23,923	46.18	03 = WRITE-IN	236	.46

(CONTINUED FROM PREVIOUS PAGE)

	01	02	03
0424 424 CENTRAL SHERWOOD CITY	314	291	4
0425 425 SHERWOOD-UNINCORP	14	17	0
0426 426 GRÖNER	6	14	0
0427 427 SCHOLLS	0	0	0
0428 428 TUALATIN-WEST	125	99	2
0429 429 MILLER HILL	190	175	8
0432 432 WILSONVILLE	7	7	0
0433 433 ED BYROM SCHOOL	212	226	0
0434 434 ERROL HASSELL	349	296	5
0435 435 SE SHERWOOD CITY	325	308	2
0436 436 TUALATIN CITY	167	143	2
0437 437 HAZELBROOK	8	5	0
0438 438 SE COUNTY	56	45	1
0439 439 PCC	0	0	0
0440 440 HILLSBORO-SOUTH	12	21	0
0441 441 PORTLAND CITY SOUTH	8	8	0
0442 442 KEMMER RD	69	78	4
0443 443 JENKINS/BASELINE	0	0	0
0444 444 SPRINGVILLE	194	172	1
0445 445 SCHOLLS HTS N	66	71	0
0446 446 LOMBARD	152	118	1
0447 447 BETHANY WEST	263	235	3
0448 448 CEDAR HILLS	27	24	1
0449 449 CANYON/217	4	0	0
0450 450 WALKER RD	0	0	0
0451 451 GRABHORN	56	51	0
0452 452 JOHNSON/185TH	199	198	3
0453 453 BASELINE/185TH	3	2	1
0454 454 BULL MT SPLIT	15	13	2
0455 455 S TIGARD/PACIFIC HWY	0	1	0
0456 456 NORTH FOREST GROVE	1	6	0
0457 457 NW SHERWOOD CITY	113	107	2
0458 458 Sherwood Annexation	0	2	0
0459 459 King City Annexation	33	21	0




Exhibit A-28 of 30  
Metro Reso. 06-3705  
5/16/06 Abstract of Votes

NUMBERED KEY CANVASS

RUN DATE:06/02/06 02:47 PM

WASHINGTON COUNTY  
PRIMARY ELECTION  
MAY 16, 2006  
Nonpartisan

REPORT-EL52 PAGE 0205

Metro Councilor District 4

VOTES PERCENT

VOTES PERCENT

Vote For 1

01 = Tom Cox

02 = Kathy Christy

03 = Al Young

7,518 25.42

5,593 18.91

4,747 16.05


04 = Kathryn Harrington

05 = WRITE-IN

11,554 39.07

162 .55

	01	02	03	04	05
0302 302 KINNAMAN	136	118	88	164	1
0303 303 WITCH HAZEL	8	5	13	15	0
0304 304 BUTTERNUT	178	119	75	182	7
0306 306 TANASBOURNE	27	38	16	72	1
0307 307 WILLOW CREEK	124	70	100	135	2
0309 309 HAWTHORNE FARMS	155	98	79	240	2
0312 312 HAGG LAKE	9	4	1	7	0
0313 313 HILLSBORO-UNINCORP	25	11	25	30	1
0314 314 GLENCOE	0	0	0	2	0
0318 318 MINTER BRIDGE	168	132	139	194	3
0319 319 QUATAMA STREET	49	34	16	77	4
0320 320 HAZELDALE	179	113	88	189	8
0322 322 JACKTOWN	4	1	8	1	0
0323 323 INDIAN HILLS	174	88	98	173	7
0325 325 HILLSBORO-ISLANDS	0	0	0	0	0
0327 327 BROWN MIDDLE SCHOOL	149	133	112	223	7
0328 328 FARMINGTON VIEW	1	0	4	0	0
0329 329 CENTURY SCHOOL	197	100	139	198	5
0331 331 PORTLAND/BARNES	0	0	0	0	0
0332 332 ORENCO STATION	125	115	94	266	4
0333 333 JOHN OLSEN	125	120	71	172	1
0335 335 JACKSON SCHOOL	274	132	172	268	3
0336 336 FAIRGROUNDS	185	108	148	166	0
0337 337 WALNUT ST	240	151	200	220	3
0338 338 CORNELIUS	237	160	170	220	13
0339 339 FOREST GROVE-EAST	252	207	206	354	3
0340 340 FOREST GROVE-WEST	324	236	207	458	7
0341 341 CORNELIUS-SCHEFFLIN	7	6	6	5	0
0342 342 DAVID HILL RD	13	5	14	18	1
0343 343 MOOBERRY	226	152	192	309	7
0344 344 HILLSBORO CENTRAL	197	134	197	271	2
0345 345 W/HILLSBORO UNINCORP	2	1	2	3	0
0346 346 CORNELIUS/TUAL RIVER	16	13	21	12	0
0351 351 ALOHA PARK	112	78	87	132	6
0355 355 MEADOW PARK	176	178	130	308	6
0356 356 ALOHA-WEST	74	64	59	110	0
0357 357 HERITAGE PARK	113	92	42	117	3
0358 358 SEMINOLE ESTATES	71	62	40	100	0
0359 359 WATERHOUSE	242	218	127	444	7
0360 360 PHEASANT LANE	123	122	83	199	3
0361 361 MILLIKAN	43	36	20	82	1
0362 362 CEDAR HILLS	239	249	135	456	3
0363 363 BARNES RD	172	169	121	454	5
0364 364 MCDANIEL RD	246	159	129	522	0
0365 365 LEAHY RD	228	181	105	557	8
0366 366 WEST TUALATIN VIEW	77	47	38	133	0
0367 367 THOMPSON RD	238	127	103	363	2
0368 368 SOMERSET	214	169	135	342	3
0369 369 COLUMBIA AVE	130	113	62	163	1
0370 370 ROCK CREEK	135	90	70	166	3
0371 371 OAK HILLS	124	123	69	359	0
0372 372 RIDGEWOOD SCHOOL	119	95	54	303	2
0374 374 JACOBSON RD	0	0	0	0	0





NUMBERED KEY CANVASS

WASHINGTON COUNTY  
PRIMARY ELECTION  
MAY 16, 2006  
Nonpartisan

RUN DATE:06/02/06 02:47 PM

REPORT-EL52 PAGE 0206

Metro Councilor District 4

Vote For 1

01 = Tom Cox

02 = Kathy Christy

03 = Al Young

VOTES PERCENT

7,518 25.42  
5,593 18.91  
4,747 16.05

04 = Kathryn Harrington  
05 = WRITE-IN

VOTES PERCENT

11,554 39.07  
162 .55

(CONTINUED FROM PREVIOUS PAGE)

	01	02	03	04	05
0375 375 PORTLAND CITY	3	0	0	0	0
0376 376 WESTVIEW	149	112	50	220	0
0377 377 BETHANY EAST	167	134	84	420	3
0378 378 CANYON LN	75	45	31	172	0
0387 387 SUNSET CORRIDOR	25	12	4	25	0
0394 394 CORNELIUS EAST	1	2	1	1	0
0407 407 NORTH BARNES	55	29	30	129	1
0422 422 FG NORTH/UNINCORP	18	9	14	12	3
0439 439 PCC	0	0	0	0	0
0440 440 HILLSBORO-SOUTH	9	5	5	14	0
0443 443 JENKINS/BASELINE	0	0	0	0	0
0444 444 SPRINGVILLE	121	71	53	182	1
0447 447 BETHANY WEST	104	99	73	276	3
0452 452 JOHNSON/185TH	104	96	91	146	5
0453 453 BASELINE/185TH	2	2	0	1	1
0456 456 NORTH FOREST GROVE	3	1	1	2	0




Exhibit A-30 of 30  
Metro Reso. 06-3705  
5/16/06 Abstract of Votes

## STAFF REPORT

### IN CONSIDERATION OF RESOLUTION NO. 06-3705, FOR THE PURPOSE OF ACCEPTING THE MAY 16, 2006 PRIMARY ELECTION ABSTRACT OF VOTES FOR METRO

---

Date: June 6, 2006

Prepared by: Dan Cooper, Metro Attorney

## BACKGROUND

On May 16, 2006, a Primary Election was held in the State of Oregon. The following nonpartisan candidates appeared on the Primary Election ballot for the following positions for Metro:

1. Metro Council President
2. Metro Councilor, Subdistrict 1;
3. Metro Councilor, Subdistrict 2;
4. Metro Councilor, Subdistrict 4; and
5. Metro Auditor.

As required by the State of Oregon Law, ORS 268 and ORS 249, ORS 255.295 requires that the Multnomah County Elections Division notify Metro of the official Abstract of Votes. Metro Code Title IX Elections requires Metro to accept the results of the official Abstract of Votes for the Metro Area encompassing the Counties of Multnomah, Clackamas and Washington, State of Oregon.

## ANALYSIS/INFORMATION

1. **Known Opposition:** None.
2. **Legal Antecedents:** ORS 268, ORS 249; ORS 255.295; Metro Charter; and Metro Code Title IX.
3. **Anticipated Effects:**
  - A. That the Metro Council hereby accepts the results of the Abstract of Votes for the May 16, 2006 Primary Election;
  - B. That the voters of the Metro Area have elected David Bragdon for the position of Metro Council President at the May 16, 2006 Primary Election, for a term commencing January 1, 2007 and ending on January 2, 2011;
  - C. That the voters of the Metro Area, Subdistrict 1, have elected Rod Park for the position of Metro Councilor for a term commencing on January 1, 2007 and ending on January 2, 2011;
  - D. That the voters of the Metro Area, Subdistrict 2, have elected Brian Newman for the position of Metro Councilor for a term commencing on January 1, 2007 and ending on January 2, 2011; and

- E. That the voters of the Metro Area, Subdistrict 4, have nominated Tom Cox and Kathryn Harrington as candidates for the position of Metro Councilor, at the General Election to be held November 6, 2006; and
- F. That the voters of the Metro Area have elected Suzanne Flynn for the position of Metro Auditor Officer for a term commencing on January 1, 2007 and ending on January 2, 2011.

**4. Budget Impacts:** None.

**RECOMMENDED ACTION**

Council President David Bragdon and the Metro Council recommend the adoption of Resolution No. 06-3705.

**Exhibit A**  
**Resolution No. 06-3705**  
**Regional Results and Certified Copies of**  
**Abstract of Votes for the Metro Area**  
**May 16, 2006 Primary Election**

Council President METRO. AT LARGE

Vote For 1

01 = David Bragdon

02 = WRITE-IN

VOTES PERCENT

68,750 97.80  
1,544 2.20

03 = OVER VOTES  
04 = UNDER VOTES

VOTES PERCENT

30  
60,804

	01	02	03	04
0156 156	22	0	0	3
0158 158	34	1	0	23
0543 543	5	0	0	0
0547 547	6	2	0	14
0548 548	3	0	0	0
0601 601	0	0	0	0
1002	162	3	0	189
1013	1095	25	1	946
1025	597	10	0	471
1045	88	4	0	69
1053	688	6	0	542
1103	633	19	0	459
1156	911	7	1	656
1170	1105	9	0	873
1183	556	10	0	386
1205	822	24	0	742
1211	527	7	0	393
1213	719	13	0	582
1222	949	21	0	868
1224	909	17	0	747
1226	631	8	0	466
1230	913	17	0	863
1238	480	10	0	430
1240	434	9	0	342
1245	973	32	0	844
1315	741	20	1	518
1321	553	4	0	514
1400	373	4	0	340
1500	132	4	0	123
1504	2	0	0	14
1507	99	3	0	105
1515	326	4	0	240
1546	276	3	0	246
2002	617	13	1	477
2026	663	20	1	577
2029	647	16	0	490
2077	705	20	0	657
2086	665	19	0	521
2099	493	9	0	436
2100	817	16	0	771
2114	733	12	0	647
2143	484	7	0	430
3000	568	14	0	496
3002	665	10	1	581
3004	439	13	0	328
3008	829	18	0	647
3058	629	22	1	558
3097	761	9	0	545
3113	925	16	0	790
3128	1014	13	0	853
3144	839	10	0	737
3151	546	21	0	487
3177	817	26	0	759
3185	397	7	0	437
3193	924	17	0	782

Council President METRO, AT LARGE

Vote For 1

01 = David Bragdon

02 = WRITE-IN

VOTES PERCENT  
68,750 97.80  
1,544 2.20

03 = OVER VOTES  
04 = UNDER VOTES

VOTES PERCENT  
30  
60.804

(CONTINUED FROM PREVIOUS PAGE)

	01	02	03	04
3240	814	20	1	806
3248	632	15	0	517
3253	864	18	1	665
3259	955	10	2	693
3274	501	12	0	496
3290	971	17	1	818
3297	346	14	0	330
3307	502	7	0	514
3311	512	16	0	504
3315	274	11	0	302
3322	454	8	1	459
3327	372	10	1	361
3329	671	23	0	725
3330	787	13	1	738
4022	535	16	0	447
4027	582	13	1	470
4041	884	26	0	775
4049	704	21	0	608
4065	671	21	0	620
4106	550	11	1	438
4111	872	6	0	898
4125	532	13	0	484
4131	580	20	1	565
4155	764	16	0	705
4167	753	25	3	668
4178	463	12	0	426
4185	410	14	0	379
4202	505	19	0	449
4216	146	9	0	142
4242	705	12	0	572
4250	608	4	1	482
4254	605	23	1	420
4282	953	6	0	673
4295	859	16	1	676
4299	596	30	0	451
4309	412	8	2	374
4320	425	9	0	440
4333	609	16	0	529
4338	557	22	0	448
4339	467	11	0	465
4340	295	9	0	253
4344	409	8	0	348
4345	565	11	0	575
4350	669	12	0	490
4352	302	7	0	244
4359	256	3	0	285
4360 4359	337	11	1	293
4361	507	15	2	482
4362	362	7	0	323
4363	720	18	0	611
5029	84	1	0	102
5100	541	11	0	524
5200	646	19	0	736
5201	505	15	0	584
5301	213	5	0	206

Council President METRO, AT LARGE

Vote For 1

01 = David Bragdon  
 02 = WRITE-IN

VOTES	PERCENT	
68,750	97.80	03 = OVER VOTES
1,544	2.20	04 = UNDER VOTES

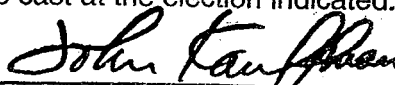
VOTES	PERCENT
30	
60,804	

(CONTINUED FROM PREVIOUS PAGE)

	01	02	03	04
5401	56	3	0	64
5425	68	3	0	151
5602	53	1	0	73
5604	215	8	0	299
5605	14	1	0	18
5819	473	15	0	427
5820	662	14	0	575
5828	524	10	0	465
5842	714	20	0	898
5846	671	17	0	713
5850	303	4	0	272
5851	640	19	0	660
5853	552	20	0	545
5855	630	15	0	696
5861	329	8	0	338
5868	400	6	0	417
5870	467	5	0	390
5871	225	6	1	201

**Certificate**

I certify that the votes recorded on this abstract correctly summarize the tally of votes cast at the election indicated.



John Kauffman, Director of Elections  
 Multnomah County, Oregon

NUMBERED KEY CANVASS

RUN DATE:06/05/06 11:37 AM

Primary Election  
 May 16, 2006  
 Multnomah County, Oregon

Official Final Results

REPORT-EL52 PAGE 0152

Auditor METRO, AT LARGE

Vote For 1

01 = Suzanne Flynn

02 = Alexis Dow

03 = WRITE-IN

VOTES PERCENT

54,948 58.15  
 39,012 41.28  
 536 .57

04 = OVER VOTES  
 05 = UNDER VOTES

VOTES PERCENT

213  
 36,419

	01	02	03	04	05
0156 156	13	7	0	0	5
0158 158	20	12	0	0	26
0543 543	2	3	0	0	0
0547 547	9	5	0	0	8
0548 548	3	0	0	0	0
0601 601	0	0	0	0	0
1002	130	114	2	1	107
1013	885	568	5	2	607
1025	499	306	2	0	271
1045	51	53	0	0	57
1053	513	363	7	6	347
1103	479	326	5	0	301
1156	663	441	1	7	463
1170	835	551	2	4	595
1183	426	275	3	1	247
1205	674	433	10	1	470
1211	416	241	0	2	268
1213	562	391	1	5	355
1222	757	522	6	2	551
1224	717	488	5	2	461
1226	480	325	2	4	294
1230	725	514	8	3	543
1238	365	287	4	1	263
1240	333	217	1	4	230
1245	751	552	6	2	538
1315	614	350	8	2	306
1321	412	312	1	2	344
1400	322	191	0	3	201
1500	94	80	1	1	83
1504	2	3	0	0	11
1507	73	55	0	0	79
1515	235	166	2	0	167
1546	191	141	1	1	191
2002	429	400	2	1	276
2026	534	368	5	3	351
2029	506	350	4	3	290
2077	581	401	10	0	390
2086	516	348	2	2	337
2099	438	233	1	1	265
2100	671	472	5	0	456
2114	608	446	1	1	336
2143	409	260	2	1	249
3000	465	333	2	3	275
3002	512	374	3	2	366
3004	320	244	4	1	211
3008	644	434	8	4	404
3058	497	377	7	2	327
3097	569	394	5	1	346
3113	763	475	3	5	485
3128	794	534	5	0	547
3144	669	437	8	6	466
3151	446	293	7	1	307
3177	646	464	10	2	480
3185	315	271	3	0	252



Auditor METRO, AT LARGE

Vote For 1

- 01 = Suzanne Flynn
- 02 = Alexis Dow
- 03 = WRITE-IN

VOTES PERCENT

54,948 58.15  
39,012 41.28  
536 .57

04 = OVER VOTES  
05 = UNDER VOTES

VOTES PERCENT

213  
36,419

(CONTINUED FROM PREVIOUS PAGE)

	01	02	03	04	05
3193	737	496	7	3	480
3240	673	483	11	5	469
3248	527	327	2	3	305
3253	673	439	5	2	429
3259	772	437	3	2	446
3274	392	288	4	7	318
3290	811	502	4	4	486
3297	261	228	2	0	199
3307	418	332	4	1	268
3311	415	317	5	1	294
3315	240	191	1	1	154
3322	416	251	3	5	247
3327	308	225	4	1	206
3329	629	429	8	1	352
3330	709	440	9	0	381
4022	449	294	3	0	252
4027	431	346	5	3	281
4041	723	505	10	1	446
4049	561	400	8	7	357
4065	562	383	10	1	356
4106	422	287	5	1	285
4111	774	499	2	4	497
4125	431	325	8	2	263
4131	497	344	11	3	311
4155	632	410	11	1	431
4167	640	407	8	3	391
4178	391	269	2	1	238
4185	337	272	3	1	190
4202	420	278	7	2	266
4216	115	106	3	0	73
4242	570	348	5	1	365
4250	476	312	1	1	305
4254	450	318	6	1	274
4282	708	413	1	6	504
4295	657	443	10	3	439
4299	473	359	9	0	236
4309	342	251	3	3	197
4320	356	244	2	1	271
4333	523	363	4	2	262
4338	425	380	6	1	215
4339	384	316	6	0	237
4340	236	184	6	0	131
4344	309	247	2	0	207
4345	446	413	6	0	286
4350	489	409	10	1	262
4352	229	174	8	0	142
4359	223	180	1	0	140
4360 4359	282	200	5	2	153
4361	376	359	6	0	265
4362	281	218	4	0	189
4363	560	385	6	2	396
5029	82	44	3	0	58
5100	433	341	5	2	295
5200	509	428	8	3	453

Auditor METRO, AT LARGE

Vote For 1

01 = Suzanne Flynn

02 = Alexis Dow

03 = WRITE-IN

VOTES PERCENT

54,948 58.15  
39,012 41.28  
536 .57

VOTES PERCENT

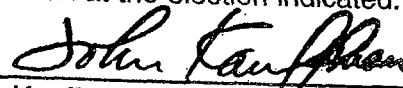
04 = OVER VOTES 213  
05 = UNDER VOTES 36,419

(CONTINUED FROM PREVIOUS PAGE)

	01	02	03	04	05
5201	358	375	7	1	363
5301	172	123	1	0	128
5401	49	34	0	1	39
5425	60	75	0	0	87
5602	51	32	0	0	44
5604	181	156	1	1	183
5605	10	12	1	0	10
5819	361	292	8	2	252
5820	556	365	9	3	318
5828	412	327	7	0	253
5842	603	465	6	3	555
5846	544	449	4	1	403
5850	222	188	1	1	167
5851	501	460	3	0	355
5853	443	354	4	2	314
5855	505	411	2	2	421
5861	277	201	3	3	191
5868	328	258	3	2	232
5870	371	257	2	1	231
5871	176	139	3	0	115

**Certificate**

I certify that the votes recorded on this abstract correctly summarize the tally of votes cast at the election indicated.



John Kauffman, Director of Elections  
Multnomah County, Oregon

Councilor, 1st District DISTRICT 1

Vote For 1

- 01 = Rod Park
- 02 = Jim Duncan
- 03 = WRITE-IN

VOTES PERCENT

VOTES PERCENT

13,222 57.12  
 9,809 42.38  
 116 .50

04 = OVER VOTES  
 05 = UNDER VOTES


30  
 7,256

	01	02	03	04	05
0543 543	5	0	0	0	0
0547 547	6	12	0	0	4
3000	114	80	0	0	82
3297	0	0	0	0	1
3307	413	342	3	0	265
3311	417	333	5	1	276
3315	232	191	3	0	161
3322	380	293	1	3	245
3329	470	324	6	2	260
3330	671	490	4	0	374
4309	341	269	4	3	179
4338	428	386	8	1	204
4344	37	38	0	0	24
4345	78	79	1	1	43
4350	479	446	5	1	240
4352	214	206	3	0	130
4359	227	167	2	0	148
4361	408	347	5	2	244
5029	97	33	1	0	56
5100	470	331	4	2	269
5200	597	429	4	0	371
5201	496	314	5	2	287
5301	173	131	1	0	119
5401	63	30	1	1	28
5425	96	51	0	0	75
5602	60	45	0	0	22
5604	204	205	1	0	112
5605	12	11	1	0	9
5819	381	314	5	1	214
5820	586	403	6	1	255
5828	459	330	4	0	206
5842	770	431	4	4	423
5846	684	446	4	2	265
5850	258	170	1	0	150
5851	610	433	5	1	270
5853	502	338	7	0	270
5855	562	434	1	1	343
5861	305	222	2	0	146
5868	362	268	2	0	191
5870	370	286	4	1	201
5871	185	151	3	0	94

Exhibit A-7 of 30  
 Metro Reso. 06-3705  
 5/16/06 Abstract of Votes

Certificate

I certify that the votes recorded on this abstract correctly summarize the tally of votes cast at the election indicated.



John Kauffman, Director of Elections  
 Multnomah County, Oregon

NUMBERED KEY CANVASS

Primary Election  
May 16, 2006  
Multnomah County, Oregon

Official Final Results

RUN DATE:06/05/06 11:37 AM

REPORT-EL52 PAGE 0156

Councilor, 2nd District DISTRICT 2

Vote For 1

01 = Brian Newman  
02 = WRITE-IN

VOTES PERCENT

VOTES PERCENT

2,553 98.61  
36 1.39

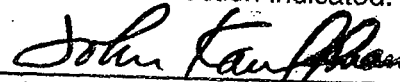
03 = OVER VOTES  
04 = UNDER VOTES

0  
2,918

	01	02	03	04
0156 156	19	0	0	6
1183	1	0	0	2
1211	339	3	0	366
1213	613	9	0	692
1222	849	15	0	974
1238	170	4	0	203
1400	343	2	0	372
1546	219	3	0	303

**Certificate**

I certify that the votes recorded on this abstract correctly summarize the tally of votes cast at the election indicated.



John Kauffman, Director of Elections  
Multnomah County, Oregon

Metro Council President

Vote For 1

01 = David Bragdon

02 = WRITE-IN

VOTES PERCENT

22,846 98.50  
349 1.50

03 = OVER VOTES  
04 = UNDER VOTES

VOTES PERCENT

0  
21,821

	01	02	03	04
0001 Precinct 1	180	3	0	141
0002 Precinct 2	164	6	0	163
0003 Precinct 3	164	2	0	132
0005 Precinct 5	149	1	0	113
0006 Precinct 6	195	0	0	181
0007 Precinct 7	403	2	0	348
0008 Precinct 8	574	7	0	581
0009 Precinct 9	153	4	0	158
0011 Precinct 11	223	2	0	185
0031 Precinct 31	99	1	0	68
0032 Precinct 32	97	1	0	75
0033 Precinct 33	265	2	0	234
0034 Precinct 34	223	2	0	255
0038 Precinct 38	143	1	0	158
0039 Precinct 39	221	6	0	196
0051 Precinct 51	203	2	0	174
0053 Precinct 53	165	1	0	132
0054 Precinct 54	116	1	0	111
0056 Precinct 56	133	1	0	106
0057 Precinct 57	170	2	0	182
0058 Precinct 58	150	3	0	149
0060 Precinct 60	205	4	0	162
0062 Precinct 62	172	3	0	207
0063 Precinct 63	164	3	0	139
0064 Precinct 64	175	3	0	175
0090 Precinct 90	0	0	0	0
0091 Precinct 91	45	0	0	34
0092 Precinct 92	15	0	0	18
0093 Precinct 93	29	0	0	22
0094 Precinct 94	11	0	0	8
0095 Precinct 95	0	0	0	1
0096 Precinct 96	804	16	0	1043
0097 Precinct 97	17	1	0	16
0130 Precinct 130	415	5	0	400
0131 Precinct 131	372	2	0	387
0132 Precinct 132	291	5	0	343
0134 Precinct 134	324	9	0	350
0135 Precinct 135	201	4	0	248
0136 Precinct 136	231	8	0	235
0138 Precinct 138	314	5	0	352
0139 Precinct 139	346	1	0	302
0140 Precinct 140	146	3	0	120
0151 Precinct 151	250	3	0	244
0152 Precinct 152	176	1	0	208
0153 Precinct 153	310	2	0	232
0154 Precinct 154	263	1	0	217
0155 Precinct 155	388	9	0	340
0157 Precinct 157	132	1	0	135
0158 Precinct 158	264	0	0	186
0159 Precinct 159	230	3	0	223
0160 Precinct 160	231	4	0	211
0162 Precinct 162	272	4	0	226
0163 Precinct 163	318	4	0	261
0164 Precinct 164	246	5	0	185
0165 Precinct 165	211	5	0	223

Metro Council President

Vote For 1

01 = David Bragdon

02 = WRITE-IN

VOTES PERCENT

22,846 98.50  
349 1.50

03 = OVER VOTES  
04 = UNDER VOTES

VOTES PERCENT

0  
21,821

(CONTINUED FROM PREVIOUS PAGE)

	01	02	03	04
0166 Precinct 166	247	5	0	224
0167 Precinct 167	244	1	0	202
0169 Precinct 169	143	2	0	124
0170 Precinct 170	5	0	0	2
0171 Precinct 171	3	0	0	9
0201 Precinct 201	163	6	0	150
0202 Precinct 202	289	5	0	212
0203 Precinct 203	351	7	0	280
0204 Precinct 204	262	4	0	212
0205 Precinct 205	143	3	0	142
0206 Precinct 206	270	3	0	256
0251 Precinct 251	1	0	0	0
0252 Precinct 252	276	6	0	325
0300 Precinct 300	138	0	0	116
0301 Precinct 301	156	2	0	130
0302 Precinct 302	99	0	0	92
0303 Precinct 303	163	0	0	109
0305 Precinct 305	8	2	0	6
0306 Precinct 306	26	0	0	40
0313 Precinct 313	111	1	0	103
0326 Precinct 326	176	4	0	175
0327 Precinct 327	223	7	0	249
0328 Precinct 328	9	0	0	18
0337 Precinct 337	0	0	0	8
0390 Precinct 390	173	4	0	251
0394 Precinct 394	109	3	0	176
0401 Precinct 401	176	1	0	259
0403 Precinct 403	138	7	0	185
0405 Precinct 405	157	8	0	205
0407 Precinct 407	33	0	0	41
0411 Precinct 411	228	6	0	239
0412 Precinct 412	206	1	0	217
0413 Precinct 413	103	4	0	97
0414 Precinct 414	203	3	0	201
0422 Precinct 422	120	1	0	109
0441 Precinct 441	38	2	0	27
0442 Precinct 442	151	5	0	174
0443 Precinct 443	157	8	0	204
0444 Precinct 444	51	0	0	79
0445 Precinct 445	179	2	0	149
0446 Precinct 446	112	1	0	95
0451 Precinct 451	122	0	0	82
0452 Precinct 452	77	0	0	68
0453 Precinct 453	225	1	0	180
0454 Precinct 454	236	3	0	244
0475 Precinct 475	236	7	0	266
0478 Precinct 478	40	2	0	42
0480 Precinct 480	152	3	0	136
0481 Precinct 481	301	4	0	263
0491 Precinct 491	54	1	0	51
0503 Precinct 503	222	2	0	192
0505 Precinct 505	224	2	0	212
0506 Precinct 506	119	1	0	115
0507 Precinct 507	168	3	0	126
0521 Precinct 521	152	3	0	127

Metro Council President

Vote For 1

01 = David Bragdon

02 = WRITE-IN

VOTES PERCENT

VOTES PERCENT


22,846 98.50  
 349 1.50

03 = OVER VOTES  
 04 = UNDER VOTES

0  
 21,821

(CONTINUED FROM PREVIOUS PAGE)

	01	02	03	04
0522 Precinct 522	177	1	0	102
0523 Precinct 523	96	0	0	47
0525 Precinct 525	191	3	0	173
0526 Precinct 526	206	6	0	181
0530 Precinct 530	186	3	0	203
0531 Precinct 531	189	5	0	150
0532 Precinct 532	133	1	0	143
0533 Precinct 533	177	1	0	149
0538 Precinct 538	157	1	0	125
0549 Precinct 549	153	1	0	116
0550 Precinct 550	263	4	0	234
0551 Precinct 551	167	3	0	173
0552 Precinct 552	181	1	0	158
0553 Precinct 553	78	3	0	42
0555 Precinct 555	278	1	0	257
0560 Precinct 560	94	2	0	102
0561 Precinct 561	14	0	0	25
0562 Precinct 562	0	0	0	0
0563 Precinct 563	144	3	0	113
0565 Precinct 565	1	0	0	1
0568 Precinct 568	30	0	0	35
0587 Precinct 587	5	0	0	1

CERTIFIED COPY OF THE ORIGINAL  
SHERRY HALL, COUNTY CLERK  
BY:   
JUN 1 2006



	VOTES	PERCENT		VOTES	PERCENT
Metro Auditor					
Vote For 1					
01 = Suzanne Flynn	16,189	56.70			
02 = Alexis Dow	12,278	43.00	04 = OVER VOTES	10	
03 = WRITE-IN	84	.29	05 = UNDER VOTES	16,455	

	01	02	03	04	05
0001 Precinct 1	145	80	0	0	99
0002 Precinct 2	119	92	3	0	119
0003 Precinct 3	117	80	0	0	101
0005 Precinct 5	109	65	0	0	89
0006 Precinct 6	146	86	0	1	143
0007 Precinct 7	287	198	3	0	265
0008 Precinct 8	395	344	2	0	421
0009 Precinct 9	114	90	1	0	110
0011 Precinct 11	144	134	0	1	131
0031 Precinct 31	72	43	0	0	53
0032 Precinct 32	68	45	0	0	60
0033 Precinct 33	178	135	2	0	186
0034 Precinct 34	157	137	0	0	186
0038 Precinct 38	123	85	0	0	94
0039 Precinct 39	142	136	0	0	145
0051 Precinct 51	163	98	2	0	116
0053 Precinct 53	134	73	0	0	91
0054 Precinct 54	80	68	0	0	80
0056 Precinct 56	106	62	1	0	71
0057 Precinct 57	133	100	0	0	121
0058 Precinct 58	113	80	0	0	109
0060 Precinct 60	159	88	0	0	124
0062 Precinct 62	143	101	0	0	138
0063 Precinct 63	118	90	2	0	96
0064 Precinct 64	122	110	1	0	120
0090 Precinct 90	0	0	0	0	0
0091 Precinct 91	32	15	0	0	32
0092 Precinct 92	12	7	0	0	14
0093 Precinct 93	22	16	0	0	13
0094 Precinct 94	7	6	0	0	6
0095 Precinct 95	0	0	0	0	1
0096 Precinct 96	552	472	3	0	836
0097 Precinct 97	10	11	1	0	12
0130 Precinct 130	245	236	0	0	339
0131 Precinct 131	232	192	0	1	336
0132 Precinct 132	179	148	1	0	311
0134 Precinct 134	214	166	3	0	300
0135 Precinct 135	126	108	0	0	219
0136 Precinct 136	147	122	1	0	204
0138 Precinct 138	194	170	3	0	304
0139 Precinct 139	207	191	0	0	251
0140 Precinct 140	96	63	1	0	109
0151 Precinct 151	178	108	3	1	207
0152 Precinct 152	139	92	1	0	153
0153 Precinct 153	199	142	0	0	203
0154 Precinct 154	181	126	1	0	173
0155 Precinct 155	287	190	2	1	257
0157 Precinct 157	99	68	0	0	101
0158 Precinct 158	154	123	0	0	173
0159 Precinct 159	158	129	1	1	167
0160 Precinct 160	128	130	2	0	186
0162 Precinct 162	212	119	0	0	171
0163 Precinct 163	218	138	0	0	227
0164 Precinct 164	172	123	1	0	140

	VOTES	PERCENT		VOTES	PERCENT
Metro Auditor					
Vote For 1					
01 = Suzanne Flynn	16,189	56.70			
02 = Alexis Dow	12,278	43.00	04 = OVER VOTES	10	
03 = WRITE-IN	84	.29	05 = UNDER VOTES	16,455	

(CONTINUED FROM PREVIOUS PAGE)

	01	02	03	04	05
0165 Precinct 165	162	108	0	0	169
0166 Precinct 166	155	143	0	0	178
0167 Precinct 167	147	137	1	0	162
0169 Precinct 169	94	76	0	0	99
0170 Precinct 170	2	3	0	0	2
0171 Precinct 171	4	1	0	0	7
0201 Precinct 201	100	91	0	0	128
0202 Precinct 202	225	108	1	0	172
0203 Precinct 203	235	158	0	0	245
0204 Precinct 204	175	126	0	0	177
0205 Precinct 205	75	103	4	0	106
0206 Precinct 206	173	132	1	0	223
0251 Precinct 251	1	0	0	0	0
0252 Precinct 252	175	157	0	0	275
0300 Precinct 300	79	76	0	0	99
0301 Precinct 301	123	67	0	0	98
0302 Precinct 302	77	48	0	0	66
0303 Precinct 303	109	84	0	0	79
0305 Precinct 305	9	0	2	0	5
0306 Precinct 306	18	17	0	0	31
0313 Precinct 313	73	54	1	0	87
0326 Precinct 326	123	96	2	0	134
0327 Precinct 327	155	129	1	0	194
0328 Precinct 328	10	4	0	0	13
0337 Precinct 337	2	0	0	0	6
0390 Precinct 390	145	122	0	0	161
0394 Precinct 394	100	81	0	0	107
0401 Precinct 401	159	128	0	0	149
0403 Precinct 403	96	100	2	0	132
0405 Precinct 405	138	107	3	0	122
0407 Precinct 407	26	17	0	0	31
0411 Precinct 411	176	130	0	0	167
0412 Precinct 412	135	126	0	1	162
0413 Precinct 413	68	74	0	0	62
0414 Precinct 414	123	139	1	0	144
0422 Precinct 422	104	67	1	0	58
0441 Precinct 441	30	22	0	0	15
0442 Precinct 442	125	99	0	0	106
0443 Precinct 443	125	132	3	1	108
0444 Precinct 444	36	38	0	0	56
0445 Precinct 445	130	87	0	0	113
0446 Precinct 446	82	61	0	1	64
0451 Precinct 451	90	50	0	0	64
0452 Precinct 452	68	32	0	0	45
0453 Precinct 453	150	122	2	0	132
0454 Precinct 454	161	127	1	0	194
0475 Precinct 475	179	130	1	0	199
0478 Precinct 478	36	25	0	0	23
0480 Precinct 480	116	78	2	1	94
0481 Precinct 481	232	160	1	0	175
0491 Precinct 491	39	35	0	0	32
0503 Precinct 503	170	114	0	0	132
0505 Precinct 505	162	133	0	0	143
0506 Precinct 506	90	66	1	0	78

Metro Auditor

Vote For 1

- 01 = Suzanne Flynn
- 02 = Alexis Dow
- 03 = WRITE-IN

VOTES	PERCENT
16,189	56.70
12,278	43.00
84	.29

- 04 = OVER VOTES
- 05 = UNDER VOTES

VOTES	PERCENT
10	
16,455	

(CONTINUED FROM PREVIOUS PAGE)

	01	02	03	04	05
0507 Precinct 507	137	71	0	0	89
0521 Precinct 521	120	87	2	0	73
0522 Precinct 522	109	74	0	0	97
0523 Precinct 523	62	39	0	0	42
0525 Precinct 525	152	98	2	0	115
0526 Precinct 526	151	115	1	0	126
0530 Precinct 530	153	93	1	0	145
0531 Precinct 531	127	109	1	0	107
0532 Precinct 532	94	84	0	0	99
0533 Precinct 533	145	89	0	0	93
0538 Precinct 538	129	76	0	0	78
0549 Precinct 549	99	91	1	0	79
0550 Precinct 550	173	161	1	0	166
0551 Precinct 551	141	86	0	0	116
0552 Precinct 552	134	107	0	0	99
0553 Precinct 553	62	37	0	0	24
0555 Precinct 555	219	128	0	0	189
0560 Precinct 560	65	55	3	0	75
0561 Precinct 561	16	12	0	0	11
0562 Precinct 562	0	0	0	0	0
0563 Precinct 563	95	92	0	0	73
0565 Precinct 565	1	0	0	0	1
0568 Precinct 568	21	22	0	0	22
0587 Precinct 587	5	1	0	0	0


CERTIFIED COPY OF THE ORIGINAL  
SHERRY HALL COUNTY CLERK  
BY:   
JUN 1 2006

Exhibit A-16 of 30  
Metro Reso. 06-3705  
5/16/06 Abstract of Votes

NUMBERED KEY CANVASS

RUN DATE:05/31/06 02:17 PM

CLACKAMAS COUNTY, OREGON

MAY 16, 2006

PRIMARY ELECTION

REPORT-EL52

PAGE 0129

Metro Councilor, District No. 1

Vote For 1

01 = Rod Park

02 = Jim Duncan

03 = WRITE-IN

VOTES PERCENT

1,767 53.92

1,495 45.62

15 .46

04 = OVER VOTES

05 = UNDER VOTES

VOTES PERCENT

0

1,653

	01	02	03	04	05
0094 Precinct 94	8	6	0	0	5
0096 Precinct 96	595	458	6	0	804
0097 Precinct 97	12	12	1	0	9
0390 Precinct 390	167	147	0	0	114
0394 Precinct 394	115	90	0	0	83
0401 Precinct 401	142	180	0	0	114
0403 Precinct 403	127	109	1	0	93
0405 Precinct 405	160	124	2	0	84
0407 Precinct 407	25	27	0	0	22
0422 Precinct 422	92	79	0	0	59
0443 Precinct 443	139	119	3	0	108
0444 Precinct 444	42	40	0	0	48
0445 Precinct 445	64	40	0	0	47
0446 Precinct 446	79	64	2	0	63

CERTIFIED COPY OF THE ORIGINAL  
SHERRY HALL, COUNTY CLERK  
BY: *Sherry Hall*  
JUN 07 2006

Metro Councilor, District No. 2

VOTES PERCENT

VOTES PERCENT

Vote For 1

01 = Brian Newman

02 = WRITE-IN

18,206 98.97  
190 1.03

03 = OVER VOTES  
04 = UNDER VOTES

0  
17,686

-----  
01 02 03 04  
-----

	01	02	03	04
0001 Precinct 1	178	4	0	142
0002 Precinct 2	168	5	0	160
0003 Precinct 3	162	1	0	135
0005 Precinct 5	149	3	0	111
0006 Precinct 6	193	1	0	182
0007 Precinct 7	403	2	0	348
0008 Precinct 8	577	7	0	578
0009 Precinct 9	154	3	0	158
0011 Precinct 11	219	1	0	190
0031 Precinct 31	95	1	0	72
0032 Precinct 32	92	1	0	80
0033 Precinct 33	261	2	0	238
0034 Precinct 34	219	2	0	259
0038 Precinct 38	138	1	0	163
0039 Precinct 39	224	1	0	198
0051 Precinct 51	216	4	0	159
0053 Precinct 53	168	1	0	129
0054 Precinct 54	121	0	0	107
0056 Precinct 56	138	1	0	101
0057 Precinct 57	175	2	0	177
0058 Precinct 58	141	1	0	160
0060 Precinct 60	205	4	0	162
0062 Precinct 62	178	5	0	199
0063 Precinct 63	169	1	0	136
0064 Precinct 64	176	2	0	175
0090 Precinct 90	0	0	0	0
0091 Precinct 91	36	0	0	43
0092 Precinct 92	14	0	0	19
0093 Precinct 93	24	0	0	27
0095 Precinct 95	0	0	0	1
0130 Precinct 130	387	4	0	429
0131 Precinct 131	362	2	0	397
0132 Precinct 132	275	3	0	361
0134 Precinct 134	307	7	0	369
0135 Precinct 135	202	4	0	247
0136 Precinct 136	220	2	0	252
0138 Precinct 138	292	3	0	376
0139 Precinct 139	337	3	0	309
0140 Precinct 140	139	3	0	127
0151 Precinct 151	233	4	0	260
0152 Precinct 152	166	3	0	216
0153 Precinct 153	290	0	0	254
0154 Precinct 154	249	2	0	230
0155 Precinct 155	364	4	0	369
0157 Precinct 157	124	0	0	144
0158 Precinct 158	249	0	0	201
0159 Precinct 159	220	2	0	234
0160 Precinct 160	214	3	0	229
0162 Precinct 162	258	3	0	241
0163 Precinct 163	291	3	0	289
0164 Precinct 164	229	4	0	203
0165 Precinct 165	209	0	0	230
0166 Precinct 166	223	2	0	251
0167 Precinct 167	232	3	0	212
0169 Precinct 169	137	1	0	131

Metro Councilor, District No. 2

VOTES PERCENT

VOTES PERCENT

Vote For 1

01 = Brian Newman

18,206 98.97

03 = OVER VOTES

0

02 = WRITE-IN

190 1.03

04 = UNDER VOTES

17,686

(CONTINUED FROM PREVIOUS PAGE)

	01	02	03	04
0170 Precinct 170	5	0	0	2
0171 Precinct 171	2	0	0	10
0251 Precinct 251	1	0	0	0
0300 Precinct 300	127	1	0	126
0301 Precinct 301	151	2	0	135
0302 Precinct 302	94	1	0	96
0303 Precinct 303	86	0	0	50
0305 Precinct 305	8	2	0	6
0306 Precinct 306	23	0	0	43
0313 Precinct 313	97	2	0	116
0326 Precinct 326	159	2	0	160
0327 Precinct 327	10	0	0	8
0328 Precinct 328	11	0	0	16
0411 Precinct 411	220	6	0	247
0412 Precinct 412	199	0	0	225
0413 Precinct 413	100	2	0	102
0414 Precinct 414	203	3	0	201
0441 Precinct 441	38	2	0	27
0442 Precinct 442	155	0	0	175
0445 Precinct 445	105	0	0	74
0451 Precinct 451	122	0	0	82
0452 Precinct 452	76	2	0	67
0453 Precinct 453	220	1	0	185
0454 Precinct 454	227	1	0	255
0475 Precinct 475	240	3	0	266
0478 Precinct 478	44	0	0	40
0480 Precinct 480	154	3	0	134
0481 Precinct 481	304	3	0	261
0491 Precinct 491	52	2	0	52
0503 Precinct 503	225	0	0	191
0505 Precinct 505	223	0	0	215
0506 Precinct 506	126	0	0	109
0507 Precinct 507	171	2	0	124
0521 Precinct 521	148	3	0	131
0522 Precinct 522	167	0	0	113
0523 Precinct 523	91	0	0	52
0525 Precinct 525	188	5	0	174
0526 Precinct 526	202	7	0	184
0530 Precinct 530	186	1	0	205
0531 Precinct 531	188	1	0	155
0532 Precinct 532	132	1	0	144
0533 Precinct 533	173	1	0	153
0538 Precinct 538	157	0	0	126
0549 Precinct 549	153	2	0	115
0550 Precinct 550	266	1	0	234
0551 Precinct 551	167	2	0	174
0552 Precinct 552	178	1	0	161
0553 Precinct 553	80	0	0	43
0555 Precinct 555	263	1	0	272
0560 Precinct 560	92	2	0	104
0561 Precinct 561	15	0	0	24
0562 Precinct 562	0	0	0	0
0563 Precinct 563	142	1	0	117
0565 Precinct 565	2	0	0	0
0568 Precinct 568	31	0	0	34



NUMBERED KEY CANVASS

CLACKAMAS COUNTY, OREGON

RUN DATE:05/31/06 02:17 PM

MAY 16, 2006  
PRIMARY ELECTION

REPORT-EL52 PAGE 0132

Metro Councilor, District No. 2

VOTES PERCENT

VOTES PERCENT

Vote For 1

01 = Brian Newman

18,206 98.97

03 = OVER VOTES

0

02 = WRITE-IN

190 1.03

04 = UNDER VOTES

17,686

(CONTINUED FROM PREVIOUS PAGE)

-----  
01 02 03 04  
-----

0587 Precinct 587

5 0 0 1

CERTIFIED COPY OF THE ORIGINAL  
SHERRY HALL, COUNTY CLERK  
BY: Sherry Hall  
JUN 11 2006

Exhibit A-22 of 30  
Metro Reso. 06-3705  
5/16/06 Abstract of Votes

NUMBERED KEY CANVASS

RUN DATE:06/02/06 02:47 PM

WASHINGTON COUNTY  
PRIMARY ELECTION  
MAY 16, 2006  
Nonpartisan


REPORT-EL52 PAGE 0199

VOTES PERCENT

Metro Council President  
Vote For 1  
01 = David Bragdon  
02 = WRITE-IN

42,824 98.31  
738 1.69

	01	02
0302 302 KINNAMAN	355	3
0303 303 WITCH HAZEL	27	1
0304 304 BUTTERNUT	379	3
0306 306 TANASBOURNE	112	1
0307 307 WILLOW CREEK	284	8
0309 309 HAWTHORNE FARMS	428	11
0312 312 HAGG LAKE	14	1
0313 313 HILLSBORO-UNINCORP	47	2
0314 314 GLENCOE	2	0
0318 318 MINTER BRIDGE	432	9
0319 319 QUATAMA STREET	134	4
0320 320 HAZELDALE	409	11
0322 322 JACKTOWN	9	0
0323 323 INDIAN HILLS	384	10
0325 325 HILLSBORO-ISLANDS	0	0
0327 327 BROWN MIDDLE SCHOOL	445	10
0328 328 FARMINGTON VIEW	2	0
0329 329 CENTURY SCHOOL	442	11
0331 331 PORTLAND/BARNES	0	0
0332 332 ORENCO STATION	429	12
0333 333 JOHN OLSEN	402	5
0335 335 JACKSON SCHOOL	514	7
0336 336 FAIRGROUNDS	414	7
0337 337 WALNUT ST	552	14
0338 338 CORNELIUS	515	9
0339 339 FOREST GROVE-EAST	729	7
0340 340 FOREST GROVE-WEST	819	11
0341 341 CORNELIUS-SCHEFFLIN	20	0
0342 342 DAVID HILL RD	25	2
0343 343 MOOBERRY	614	10
0344 344 HILLSBORO CENTRAL	487	8
0345 345 W/HILLSBORO UNINCORP	5	0
0346 346 CORNELIUS/TUAL RIVER	44	2
0348 348 LAKE OSWEGO	13	0
0349 349 DIVISION STREET	384	6
0350 350 FIR GROVE	873	8
0351 351 ALOHA PARK	306	12
0352 352 BEAVERTON-CENTER	118	3
0353 353 WALKER ROAD-SOUTH	287	0
0354 354 CHEHALEM SCHOOL	756	10
0355 355 MEADOW PARK	605	4
0356 356 ALOHA-WEST	216	2
0357 357 HERITAGE PARK	291	2
0358 358 SEMINOLE ESTATES	216	1
0359 359 WATERHOUSE	778	14
0360 360 PHEASANT LANE	394	10
0361 361 MILLIKAN	166	2
0362 362 CEDAR HILLS	825	11
0363 363 BARNES RD	632	15
0364 364 MCDANIEL RD	753	10
0365 365 LEAHY RD	748	19
0366 366 WEST TUALATIN VIEW	230	2
0367 367 THOMPSON RD	596	11
0368 368 SOMERSET	639	11



NUMBERED KEY CANVASS

RUN DATE:06/02/06 02:47 PM

WASHINGTON COUNTY  
 PRIMARY ELECTION  
 MAY 16, 2006  
 Nonpartisan

REPORT-EL52 PAGE 0200

VOTES PERCENT

Metro Council President

Vote For 1


01 = David Bragdon

02 = WRITE-IN

42,824 98.31  
 738 1.69

(CONTINUED FROM PREVIOUS PAGE)

	01	02
0369 369 COLUMBIA AVE	362	8
0370 370 ROCK CREEK	332	5
0371 371 OAK HILLS	490	3
0372 372 RIDGEWOOD SCHOOL	426	7
0374 374 JACOBSON RD	0	0
0375 375 PORTLAND CITY	45	0
0376 376 WESTVIEW	373	13
0377 377 BETHANY EAST	576	13
0378 378 CANYON LN	236	3
0379 379 HALL BLVD	646	9
0380 380 HIGHLAND PARK	509	8
0381 381 BEAVERTON/CENTER ST	378	6
0382 382 GREENWAY	570	11
0383 383 BEAVERTON-HILLSDALE	329	2
0384 384 GARDEN HOME	533	5
0385 385 PORTLAND GOLF CLUB	723	10
0386 386 RALEIGH PARK	847	10
0387 387 SUNSET CORRIDOR	43	0
0388 388 WHITFORD	31	1
0389 389 SEXTON MOUNTAIN	583	11
0390 390 SOUTHRIDGE	735	18
0391 391 PORTLAND CITY	34	0
0392 392 PORTLAND CITY COM 2	21	1
0393 393 MONTCLAIR	141	2
0394 394 CORNELIUS EAST	4	0
0395 395 MURRAY HILL	443	3
0396 396 DURHAM	148	2
0397 397 BULL MOUNTAIN	367	6
0398 398 COOPER MOUNTAIN	110	5
0399 399 METZGER	335	11
0400 400 WASHINGTON SQUARE	420	4
0401 401 MAYO STREET	336	6
0402 402 TIGARD/WALNUT ST	162	6
0403 403 TIGARD/GAARDE ST	653	9
0404 404 FOWLER SCHOOL	387	15
0405 405 TWALITY SCHOOL	693	15
0406 406 TIGARD CITY HALL	574	16
0407 407 NORTH BARNES	200	0
0408 408 SUMMERFIELD	1125	12
0409 409 SUMMERLAKE-WEST	388	4
0410 410 BEEF BEND RD	221	4
0411 411 SCHOLLS HEIGHTS	216	9
0412 412 COOPER MT SCHOOL	299	4
0413 413 FISCHER/PACIFIC HWY	11	0
0414 414 BARROWS RD	161	5
0415 415 BEEF BEND/131ST	176	1
0416 416 SUMMERLAKE-EAST	329	6
0417 417 ELDORADO	240	5
0418 418 HART ROAD	59	0
0419 419 KING CITY	636	2
0420 420 TUALATIN CITY	564	12
0421 421 TRI-CITIES	5	0
0422 422 FG NORTH/UNINCORP	22	0
0423 423 TUALATIN-NORTH	462	3



NUMBERED KEY CANVASS

RUN DATE:06/02/06 02:47 PM

WASHINGTON COUNTY  
PRIMARY ELECTION  
MAY 16, 2006  
Nonpartisan

REPORT-EL52 PAGE 0201

VOTES PERCENT

Metro Council President

Vote For 1

01 = David Bragdon

02 = WRITE-IN

42,824 98.31  
738 1.69

(CONTINUED FROM PREVIOUS PAGE)

	01	02
0424 424 CENTRAL SHERWOOD CITY	518	9
0425 425 SHERWOOD-UNINCORP	20	0
0426 426 GRONER	9	0
0427 427 SCHOLLS	0	0
0428 428 TUALATIN-WEST	204	3
0429 429 MILLER HILL	308	9
0432 432 WILSONVILLE	12	0
0433 433 ED BYROM SCHOOL	365	3
0434 434 ERROL HASSELL	520	24
0435 435 SE SHERWOOD CITY	499	7
0436 436 TUALATIN CITY	286	4
0437 437 HAZELBROOK	9	0
0438 438 SE COUNTY	80	3
0439 439 PCC	2	0
0440 440 HILLSBORO-SOUTH	26	0
0441 441 PORTLAND CITY SOUTH	14	0
0442 442 KEMMER RD	116	3
0443 443 JENKINS/BASELINE	0	0
0444 444 SPRINGVILLE	297	5
0445 445 SCHOLLS HTS N	111	1
0446 446 LOMBARD	244	5
0447 447 BETHANY WEST	433	7
0448 448 CEDAR HILLS	43	1
0449 449 CANYON/217	7	0
0450 450 WALKER RD	0	0
0451 451 GRABHORN	94	3
0452 452 JOHNSON/185TH	326	5
0453 453 BASELINE/185TH	5	0
0454 454 BULL MT SPLIT	23	0
0455 455 S TIGARD/PACIFIC HWY	1	0
0456 456 NORTH FOREST GROVE	6	0
0457 457 NW SHERWOOD CITY	194	1
0458 458 Sherwood Annexation	0	0
0459 459 King City Annexation	43	2



NUMBERED KEY CANVASS

WASHINGTON COUNTY  
PRIMARY ELECTION  
MAY 16, 2006  
Nonpartisan

REPORT-EL52 PAGE 0202

RUN DATE:06/02/06 02:47 PM

Metro Auditor

Vote For 1

01 = Suzanne Flynn

02 = Alexis Dow

VOTES PERCENT

VOTES PERCENT


27,641 53.36  
23,923 46.18

03 = WRITE-IN

236 .46

-----  
01 02 03  
-----

0302	302	KINNAMAN	213	248	0
0303	303	WITCH HAZEL	19	18	0
0304	304	BUTTERNUT	255	241	0
0306	306	TANASBOURNE	78	64	0
0307	307	WILLOW CREEK	188	186	4
0309	309	HAWTHORNE FARMS	298	235	1
0312	312	HAGG LAKE	9	8	0
0313	313	HILLSBORO-UNINCORP	21	43	0
0314	314	GLENCOE	2	0	0
0318	318	MINTER BRIDGE	285	274	3
0319	319	QUATAMA STREET	83	84	3
0320	320	HAZELDALE	271	248	4
0322	322	JACKTOWN	2	8	0
0323	323	INDIAN HILLS	246	239	4
0325	325	HILLSBORO-ISLANDS	0	0	0
0327	327	BROWN MIDDLE SCHOOL	302	248	2
0328	328	FARMINGTON VIEW	2	1	0
0329	329	CENTURY SCHOOL	273	297	3
0331	331	PORTLAND/BARNES	0	0	0
0332	332	ORENCO STATION	274	243	2
0333	333	JOHN OLSEN	263	193	1
0335	335	JACKSON SCHOOL	340	343	2
0336	336	FAIRGROUNDS	255	253	0
0337	337	WALNUT ST	341	354	5
0338	338	CORNELIUS	352	330	4
0339	339	FOREST GROVE-EAST	494	373	1
0340	340	FOREST GROVE-WEST	571	471	4
0341	341	CORNELIUS-SCHEFFLIN	15	8	0
0342	342	DAVID HILL RD	19	24	0
0343	343	MOOBERRY	384	364	6
0344	344	HILLSBORO CENTRAL	327	329	3
0345	345	W/HILLSBORO UNINCORP	3	4	0
0346	346	CORNELIUS/TUAL RIVER	25	24	0
0348	348	LAKE OSWEGO	13	6	0
0349	349	DIVISION STREET	230	228	3
0350	350	FIR GROVE	566	439	4
0351	351	ALOHA PARK	187	175	3
0352	352	BEAVERTON-CENTER	78	55	1
0353	353	WALKER ROAD-SOUTH	190	161	1
0354	354	CHEHALEM SCHOOL	477	395	5
0355	355	MEADOW PARK	387	342	1
0356	356	ALOHA-WEST	135	132	0
0357	357	HERITAGE PARK	180	157	0
0358	358	SEMINOLE ESTATES	137	121	0
0359	359	WATERHOUSE	466	435	5
0360	360	PHEASANT LANE	270	206	5
0361	361	MILLIKAN	99	73	2
0362	362	CEDAR HILLS	549	413	2
0363	363	BARNES RD	406	359	3
0364	364	MCDANIEL RD	481	437	2
0365	365	LEAHY RD	520	404	2
0366	366	WEST TUALATIN VIEW	158	128	1
0367	367	THOMPSON RD	359	355	3
0368	368	SOMERSET	365	390	5



NUMBERED KEY CANVASS

WASHINGTON COUNTY  
PRIMARY ELECTION  
MAY 16, 2006  
Nonpartisan


RUN DATE:06/02/06 02:47 PM

REPORT-EL52 PAGE 0203

	VOTES	PERCENT		VOTES	PERCENT
Metro Auditor					
Vote For 1					
01 - Suzanne Flynn	27,641	53.36			
02 - Alexis Dow	23,923	46.18	03 - WRITE-IN	236	.46

(CONTINUED FROM PREVIOUS PAGE)

	01	02	03
0369 369 COLUMBIA AVE	254	202	0
0370 370 ROCK CREEK	186	218	2
0371 371 OAK HILLS	322	264	2
0372 372 RIDGEWOOD SCHOOL	292	234	2
0374 374 JACOBSON RD	0	0	0
0375 375 PORTLAND CITY	29	23	0
0376 376 WESTVIEW	247	224	5
0377 377 BETHANY EAST	355	291	2
0378 378 CANYON LN	169	131	0
0379 379 HALL BLVD	461	372	4
0380 380 HIGHLAND PARK	357	264	2
0381 381 BEAVERTON/CENTER ST	275	153	4
0382 382 GREENWAY	370	266	5
0383 383 BEAVERTON-HILLSDALE	218	160	1
0384 384 GARDEN HOME	333	256	3
0385 385 PORTLAND GOLF CLUB	469	320	4
0386 386 RALEIGH PARK	566	432	2
0387 387 SUNSET CORRIDOR	28	25	0
0388 388 WHITFORD	21	13	1
0389 389 SEXTON MOUNTAIN	344	307	4
0390 390 SOUTHRIDGE	465	388	5
0391 391 PORTLAND CITY	25	18	0
0392 392 PORTLAND CITY COM 2	15	16	1
0393 393 MONTCLAIR	99	67	0
0394 394 CORNELIUS EAST	4	0	0
0395 395 MURRAY HILL	260	177	1
0396 396 DURHAM	117	68	1
0397 397 BULL MOUNTAIN	226	238	1
0398 398 COOPER MOUNTAIN	74	93	0
0399 399 METZGER	243	197	3
0400 400 WASHINGTON SQUARE	284	231	1
0401 401 MAYO STREET	233	183	1
0402 402 TIGARD/WALNUT ST	111	90	1
0403 403 TIGARD/GARDE ST	373	410	2
0404 404 FOWLER SCHOOL	278	247	4
0405 405 TWALITY SCHOOL	419	387	4
0406 406 TIGARD CITY HALL	375	304	4
0407 407 NORTH BARNES	129	91	0
0408 408 SUMMERFIELD	757	522	1
0409 409 SUMMERLAKE-WEST	234	230	1
0410 410 BEEF BEND RD	113	153	2
0411 411 SCHOLLS HEIGHTS	132	136	3
0412 412 COOPER MT SCHOOL	170	222	2
0413 413 FISCHER/PACIFIC HWY	10	3	0
0414 414 BARROWS RD	91	101	3
0415 415 BEEF BEND/131ST	119	88	0
0416 416 SUMMERLAKE-EAST	222	160	3
0417 417 ELDORADO	177	112	4
0418 418 HART ROAD	29	38	0
0419 419 KING CITY	438	288	0
0420 420 TUALATIN CITY	344	339	2
0421 421 TRI-CITIES	3	2	0
0422 422 FG NORTH/UNINCORP	24	24	0
0423 423 TUALATIN-NORTH	302	225	1



NUMBERED KEY CANVASS

WASHINGTON COUNTY  
PRIMARY ELECTION  
MAY 16, 2006  
Nonpartisan


RUN DATE:06/02/06 02:47 PM.

REPORT-EL52 PAGE 0204

	VOTES	PERCENT		VOTES	PERCENT
Metro Auditor					
Vote For 1					
01 = Suzanne Flynn	27,641	53.36			
02 = Alexis Dow	23,923	46.18	03 = WRITE-IN	236	.46

(CONTINUED FROM PREVIOUS PAGE)

	01	02	03
0424 424 CENTRAL SHERWOOD CITY	314	291	4
0425 425 SHERWOOD-UNINCORP	14	17	0
0426 426 GRONER	6	14	0
0427 427 SCHOLLS	0	0	0
0428 428 TUALATIN-WEST	125	99	2
0429 429 MILLER HILL	190	175	8
0432 432 WILSONVILLE	7	7	0
0433 433 ED BYRON SCHOOL	212	226	0
0434 434 ERROL HASSELL	349	296	5
0435 435 SE SHERWOOD CITY	325	308	2
0436 436 TUALATIN CITY	167	143	2
0437 437 HAZELBROOK	8	5	0
0438 438 SE COUNTY	56	45	1
0439 439 PCC	0	0	0
0440 440 HILLSBORO-SOUTH	12	21	0
0441 441 PORTLAND CITY SOUTH	8	8	0
0442 442 KEMMER RD	69	78	4
0443 443 JENKINS/BASELINE	0	0	0
0444 444 SPRINGVILLE	194	172	1
0445 445 SCHOLLS HTS N	66	71	0
0446 446 LOMBARD	152	118	1
0447 447 BETHANY WEST	263	235	3
0448 448 CEDAR HILLS	27	24	1
0449 449 CANYON/217	4	0	0
0450 450 WALKER RD	0	0	0
0451 451 GRABHORN	56	51	0
0452 452 JOHNSON/185TH	199	198	3
0453 453 BASELINE/185TH	3	2	1
0454 454 BULL MT SPLIT	15	13	2
0455 455 S TIGARD/PACIFIC HWY	0	1	0
0456 456 NORTH FOREST GROVE	1	6	0
0457 457 NW SHERWOOD CITY	113	107	2
0458 458 Sherwood Annexation	0	2	0
0459 459 King City Annexation	33	21	0





NUMBERED KEY CANVASS

WASHINGTON COUNTY  
PRIMARY ELECTION  
MAY 16, 2006  
Nonpartisan

RUN DATE:06/02/06 02:47 PM

REPORT-EL52 PAGE 0205

Metro Councilor District 4

VOTES PERCENT


VOTES PERCENT

Vote For 1

01 = Tom Cox	7,518	25.42
02 = Kathy Christy	5,593	18.91
03 = Al Young	4,747	16.05

04 = Kathryn Harrington	11,554	39.07
05 = WRITE-IN	162	.55

	01	02	03	04	05
0302 302 KINNAMAN	136	118	88	164	1
0303 303 WITCH HAZEL	8	5	13	15	0
0304 304 BUTTERNUT	178	119	75	182	7
0306 306 TANASBOURNE	27	38	16	72	1
0307 307 WILLOW CREEK	124	70	100	135	2
0309 309 HAWTHORNE FARMS	155	98	79	240	2
0312 312 HAGG LAKE	9	4	1	7	0
0313 313 HILLSBORO-UNINCORP	25	11	25	30	1
0314 314 GLENCOE	0	0	0	2	0
0318 318 MINTER BRIDGE	168	132	139	194	3
0319 319 QUATAMA STREET	49	34	16	77	4
0320 320 HAZELDALE	179	113	88	189	8
0322 322 JACKTOWN	4	1	8	1	0
0323 323 INDIAN HILLS	174	88	98	173	7
0325 325 HILLSBORO-ISLANDS	0	0	0	0	0
0327 327 BROWN MIDDLE SCHOOL	149	133	112	223	7
0328 328 FARMINGTON VIEW	1	0	4	0	0
0329 329 CENTURY SCHOOL	197	100	139	198	5
0331 331 PORTLAND/BARNES	0	0	0	0	0
0332 332 ORENCO STATION	125	115	94	266	4
0333 333 JOHN OLSEN	125	120	71	172	1
0335 335 JACKSON SCHOOL	274	132	172	268	3
0336 336 FAIRGROUNDS	185	108	148	166	0
0337 337 WALNUT ST	240	151	200	220	3
0338 338 CORNELIUS	237	160	170	220	13
0339 339 FOREST GROVE-EAST	252	207	206	354	3
0340 340 FOREST GROVE-WEST	324	236	207	458	7
0341 341 CORNELIUS-SCHEFFLIN	7	6	6	5	0
0342 342 DAVID HILL RD	13	5	14	18	1
0343 343 MOOBERRY	226	152	192	309	7
0344 344 HILLSBORO CENTRAL	197	134	197	271	2
0345 345 W/HILLSBORO UNINCORP	2	1	2	3	0
0346 346 CORNELIUS/TUAL RIVER	16	13	21	12	0
0351 351 ALOHA PARK	112	78	87	132	6
0355 355 MEADOW PARK	176	178	130	308	6
0356 356 ALOHA-WEST	74	64	59	110	0
0357 357 HERITAGE PARK	113	92	42	117	3
0358 358 SEMINOLE ESTATES	71	62	40	100	0
0359 359 WATERHOUSE	242	218	127	444	7
0360 360 PHEASANT LANE	123	122	83	199	3
0361 361 MILLIKAN	43	36	20	82	1
0362 362 CEDAR HILLS	239	249	135	456	3
0363 363 BARNES RD	172	169	121	454	5
0364 364 MCDANIEL RD	246	159	129	522	0
0365 365 LEAHY RD	228	181	105	557	8
0366 366 WEST TUALATIN VIEW	77	47	38	133	0
0367 367 THOMPSON RD	238	127	103	363	2
0368 368 SOMERSET	214	169	135	342	3
0369 369 COLUMBIA AVE	130	113	62	163	1
0370 370 ROCK CREEK	135	90	70	166	3
0371 371 OAK HILLS	124	123	69	359	0
0372 372 RIDGEWOOD SCHOOL	119	95	54	303	2
0374 374 JACOBSON RD	0	0	0	0	0



NUMBERED KEY CANVASS

WASHINGTON COUNTY  
PRIMARY ELECTION  
MAY 16, 2006  
Nonpartisan

REPORT-EL52 PAGE 0206

RUN DATE:06/02/06 02:47 PM

Metro Councilor District 4

Vote For 1

01 = Tom Cox

02 = Kathy Christy

03 = Al Young

VOTES PERCENT

7,518 25.42

5,593 18.91

4,747 16.05

VOTES PERCENT

04 = Kathryn Harrington


11,554 39.07

05 = WRITE-IN

162 .55

(CONTINUED FROM PREVIOUS PAGE)

	01	02	03	04	05
0375 375 PORTLAND CITY	3	0	0	0	0
0376 376 WESTVIEW	149	112	50	220	0
0377 377 BETHANY EAST	167	134	84	420	3
0378 378 CANYON LN	75	45	31	172	0
0387 387 SUNSET CORRIDOR	25	12	4	25	0
0394 394 CORNELIUS EAST	1	2	1	1	0
0407 407 NORTH BARNES	55	29	30	129	1
0422 422 FG NORTH/UNINCORP	18	9	14	12	3
0439 439 PCC	0	0	0	0	0
0440 440 HILLSBORO-SOUTH	9	5	5	14	0
0443 443 JENKINS/BASELINE	0	0	0	0	0
0444 444 SPRINGVILLE	121	71	53	182	1
0447 447 BETHANY WEST	104	99	73	276	3
0452 452 JOHNSON/185TH	104	96	91	146	5
0453 453 BASELINE/185TH	2	2	0	1	1
0456 456 NORTH FOREST GROVE	3	1	1	2	0



## STAFF REPORT

### IN CONSIDERATION OF RESOLUTION NO. 06-3705, FOR THE PURPOSE OF ACCEPTING THE MAY 16, 2006 PRIMARY ELECTION ABSTRACT OF VOTES FOR METRO

---

Date: June 6, 2006

Prepared by: Dan Cooper, Metro Attorney

## BACKGROUND

On May 16, 2006, a Primary Election was held in the State of Oregon. The following nonpartisan candidates appeared on the Primary Election ballot for the following positions for Metro:

1. Metro Council President
2. Metro Councilor, Subdistrict 1;
3. Metro Councilor, Subdistrict 2;
4. Metro Councilor, Subdistrict 4; and
5. Metro Auditor.

As required by the State of Oregon Law, ORS 268 and ORS 249, ORS 255.295 requires that the Multnomah County Elections Division notify Metro of the official Abstract of Votes. Metro Code Title IX Elections requires Metro to accept the results of the official Abstract of Votes for the Metro Area encompassing the Counties of Multnomah, Clackamas and Washington, State of Oregon.

## ANALYSIS/INFORMATION

1. **Known Opposition:** None.
2. **Legal Antecedents:** ORS 268, ORS 249; ORS 255.295; Metro Charter; and Metro Code Title IX.
3. **Anticipated Effects:**
  - A. That the Metro Council hereby accepts the results of the Abstract of Votes for the May 16, 2006 Primary Election;
  - B. That the voters of the Metro Area have elected David Bragdon for the position of Metro Council President at the May 16, 2006 Primary Election, for a term commencing January 1, 2007 and ending on January 2, 2011;
  - C. That the voters of the Metro Area, Subdistrict 1, have elected Rod Park for the position of Metro Councilor for a term commencing on January 1, 2007 and ending on January 2, 2011;
  - D. That the voters of the Metro Area, Subdistrict 2, have elected Brian Newman for the position of Metro Councilor for a term commencing on January 1, 2007 and ending on January 2, 2011; and

- E. That the voters of the Metro Area, Subdistrict 4, have nominated Tom Cox and Kathryn Harrington as candidates for the position of Metro Councilor, at the General Election to be held November 6, 2006; and
- F. That the voters of the Metro Area have elected Suzanne Flynn for the position of Metro Auditor Officer for a term commencing on January 1, 2007 and ending on January 2, 2011.

**4. Budget Impacts: None.**

**RECOMMENDED ACTION**

Council President David Bragdon and the Metro Council recommend the adoption of Resolution No. 06-3705.