

BEFORE THE METRO COUNCIL

FOR THE PURPOSE OF ACCEPTING THE) RESOLUTION NO. 06-3745
NOVEMBER 7, 2006 GENERAL ELECTION)
ABSTRACT OF VOTES FOR METRO) Introduced by Council President
) David Bragdon

WHEREAS, the Metro Council adopted Resolution No. 06-3672B on March 9, 2006 (For the Purpose of Submitting to the Voters of the Metro Area a General Obligation Bond Indebtedness in the Amount of \$227.4 Million to Fund Natural Area Acquisition and Water Quality Protection), approving, certifying and referred by the Metro Council to the Metro Area voters on the November 7, 2006 General Election as Ballot Measure 26-80 (“2006 Natural Areas Bond Measure”);

WHEREAS, the Metro Council adopted Resolution No. 06-3705 on June 22, 2006 (For the Purpose of Accepting the May 16, 2006 Primary Election Abstract of Votes for Metro);

WHEREAS, pursuant to ORS 268, the position for Metro Councilor, Subdistrict 4, for Metro appeared on the November 7, 2006 General Election in accordance with ORS Chapter 249;

WHEREAS, a General Election was held in the State of Oregon on November 7, 2006 (General Election);

WHEREAS, ORS.255.295 requires that the Director of Elections of the Multnomah County Elections Division shall determine the results of the General Election for the Multnomah, Clackamas and Washington Counties (Metro Area) and notify Metro of an official abstract of votes of the General Election (Abstract of Votes) for the Metro Area;

WHEREAS, Metro Code Title IX Elections, Chapter 9.01, requires Metro to accept the results of the Abstract of Votes of the General Election; and

WHEREAS, the Abstract of Votes and regional results of the General Election for the Metro Area were received by the Metro Council as described in Exhibit A attached hereto and made a part hereof; now, therefore,


BE IT RESOLVED:

1. That the Metro Council hereby accepts the results of the Abstract of Votes for the November 7, 2006 General Election;
2. That the voters of the Metro Area have approved of Ballot Measure 26-80; and
3. That the voters of the Metro Area, Subdistrict 4, have elected Kathryn Harrington as Metro Councilor at the General Election for a term commencing on January 1, 2007 and ending on January 2, 2011.

///

///

ADOPTED by the Metro Council this 14th day of December 2006.


David Bragdon, Council President

Approved as to Form:



Daniel B. Cooper, Metro Attorney



Exhibit A
Resolution No. 06-3745

**Regional Results and Certified Copy of
Abstract of Votes for the Metro Area
November 7, 2006 General Election**

26-80 METRO, AT LARGE

Vote For 1

01 = Yes

02 = No

VOTES	PERCENT		
156,592	64.14	03 = OVER VOTES	
87,541	35.86	04 = UNDER VOTES	

VOTES	PERCENT
256	
14,580	

	01	02	03	04
0156 156	33	18	0	1
0158 158	48	32	0	2
0543 543	5	4	0	0
0547 547	14	28	0	1
0548 548	12	7	0	0
0601 601	0	0	0	0
1002	425	224	1	28
1013	2596	724	4	161
1025	2006	343	0	191
1045	151	71	0	10
1053	2125	540	5	210
1103	1776	420	1	191
1156	1742	665	2	141
1170	2204	911	3	192
1183	1349	434	7	107
1205	2157	772	5	154
1211	1086	487	9	97
1213	1638	718	2	134
1222	2125	1069	3	176
1224	1805	741	2	132
1226	1265	506	6	97
1230	2071	973	1	184
1238	1047	666	3	99
1240	857	365	2	85
1245	2348	1024	7	221
1315	1788	492	2	218
1321	1397	768	2	134
1400	834	465	1	88
1500	260	168	1	18
1504	43	34	0	1
1507	210	74	0	12
1515	631	282	1	58
1546	513	313	3	38
2002	1414	895	2	115
2026	1546	1000	0	134
2029	1495	835	2	134
2077	1583	946	2	144
2086	1814	751	1	159
2099	1613	475	0	120
2100	1903	997	1	177
2114	1786	749	4	118
2143	943	774	3	89
3000	1243	861	5	127
3002	1719	886	4	165
3004	1212	573	1	107
3008	2021	925	3	150
3058	1953	721	3	139
3097	2110	617	6	137
3113	2058	830	2	138
3128	2291	808	2	122
3144	1794	646	4	130
3151	1806	511	3	127
3177	1890	891	3	160
3185	863	725	0	128
3193	2303	775	3	173

26-80 METRO, AT LARGE

VOTES PERCENT

VOTES PERCENT

Vote For 1

01 = Yes

02 = No

156,592 64.14

87,541 35.86

03 = OVER VOTES

04 = UNDER VOTES

256

14,580

(CONTINUED FROM PREVIOUS PAGE)

	01	02	03	04
3240	2030	961	3	178
3248	1469	542	2	132
3253	2184	537	1	194
3259	2245	570	1	112
3274	1942	406	1	129
3290	2007	760	5	126
3297	783	560	0	84
3307	767	921	0	119
3311	880	899	2	130
3315	612	584	1	76
3322	633	764	4	128
3327	638	583	1	108
3329	1081	1268	7	129
3330	1014	1204	0	163
4022	1919	365	2	122
4027	2024	356	3	121
4041	2516	690	6	121
4049	2286	614	3	147
4065	2023	597	5	150
4106	1770	405	2	106
4111	1987	681	1	138
4125	1085	789	1	141
4131	1462	583	1	100
4155	1591	866	1	133
4167	2241	706	2	129
4178	1170	662	4	122
4185	1083	602	0	91
4202	1169	795	2	128
4216	335	352	2	40
4242	1797	692	2	152
4250	1370	689	1	119
4254	1435	588	1	140
4282	2010	744	3	150
4295	2187	671	6	117
4299	1308	1054	2	147
4309	722	973	0	108
4320	770	650	1	120
4333	1059	939	2	155
4338	792	1014	2	103
4339	973	951	2	118
4340	516	601	1	81
4344	688	741	1	69
4345	919	1133	4	138
4350	964	1211	2	115
4352	525	612	0	75
4359	477	557	0	79
4360 4359	609	747	2	86
4361	855	1030	1	126
4362	755	624	0	109
4363	1859	848	2	141
5029	207	158	0	23
5100	1209	1237	1	143
5200	1170	1477	1	161
5201	931	1224	2	107
5301	355	354	1	33

26-80 METRO, AT LARGE

Vote For 1

01 = Yes

02 = No

VOTES	PERCENT	
156,592	64.14	03 = OVER VOTES
87,541	35.86	04 = UNDER VOTES


VOTES	PERCENT
256	
14,580	

(CONTINUED FROM PREVIOUS PAGE)

	01	02	03	04
5401	109	91	0	14
5425	98	180	0	13
5602	62	145	1	20
5604	334	673	0	52
5605	44	46	1	4
5819	913	930	2	121
5820	1163	1327	1	166
5828	1120	953	1	150
5842	1560	1424	4	193
5846	1294	1690	2	189
5850	593	612	3	81
5851	1167	1297	1	173
5853	940	1076	2	144
5855	1208	1421	4	180
5861	661	761	3	94
5868	692	840	1	131
5870	807	972	0	103
5871	498	433	0	66

Certificate

I certify that the votes recorded on this abstract correctly summarize the tally of votes cast at the election indicated.



John Kauffman, Director of Elections
 Multnomah County, Oregon

26-80 METRO: BONDS TO PRESERVE NATURAL AREAS, CLEAN
WATER, PROTECT FISH, WILDLIFE

VOTES PERCENT

VOTES PERCENT

Vote For 1

01 = Yes

02 = No

49,868 52.55
45,025 47.45

03 = OVER VOTES
04 = UNDER VOTES

18
6,932

01 02 03 04

0001 1	445	301	0	42
0002 2	530	358	0	53
0003 3	333	290	0	51
0005 5	358	287	0	57
0006 6	388	353	0	58
0007 7	701	845	1	114
0008 8	1267	1461	0	242
0009 9	377	448	1	53
0011 11	419	545	0	89
0031 31	193	115	0	31
0032 32	200	187	0	28
0033 33	472	532	0	84
0034 34	473	514	0	83
0038 38	287	352	0	50
0039 39	453	498	0	58
0051 51	494	288	0	55
0053 53	340	322	0	43
0054 54	329	264	0	44
0056 56	333	245	0	35
0057 57	468	349	1	47
0058 58	280	314	0	33
0060 60	443	403	0	49
0062 62	400	423	0	63
0063 63	347	365	0	57
0064 64	336	413	0	50
0090 90	2	0	0	2
0091 91	62	55	0	8
0092 92	33	20	0	4
0093 93	36	68	0	9
0094 94	22	22	0	6
0095 95	3	1	0	1
0096 96	1685	1850	1	245
0097 97	18	48	0	6
0130 130	882	704	0	142
0131 131	832	770	0	139
0132 132	791	577	1	98
0134 134	755	478	0	96
0135 135	543	338	0	61
0136 136	501	344	0	64
0138 138	651	580	0	108
0139 139	661	497	0	87
0140 140	371	207	0	38
0151 151	672	331	0	59
0152 152	484	292	1	48
0153 153	719	328	0	84
0154 154	719	382	0	106
0155 155	880	448	1	103
0157 157	350	242	0	51
0158 158	588	306	0	57
0159 159	570	355	0	68
0160 160	596	397	1	65
0162 162	744	506	0	74
0163 163	807	410	0	88
0164 164	518	292	1	63

26-80 METRO: BONDS TO PRESERVE NATURAL AREAS, CLEAN
WATER, PROTECT FISH, WILDLIFE

Vote For 1

01 = Yes

02 = No

49,868 52.55
45,025 47.45

03 = OVER VOTES
04 = UNDER VOTES

18
6,932

(CONTINUED FROM PREVIOUS PAGE)

	01	02	03	04
0165 165	593	358	1	71
0166 166	639	371	0	70
0167 167	603	330	0	66
0169 169	301	240	0	66
0170 170	9	6	0	1
0171 171	11	9	0	1
0201 201	365	371	0	37
0202 202	587	510	0	91
0203 203	537	452	0	89
0204 204	325	374	0	49
0205 205	294	420	0	54
0206 206	609	623	0	89
0251 251	0	0	0	0
0252 252	601	579	0	105
0300 300	370	237	0	37
0301 301	350	243	1	41
0302 302	284	177	1	30
0303 303	368	238	0	49
0305 305	40	10	0	0
0306 306	53	46	0	3
0313 313	234	175	0	29
0326 326	376	365	0	53
0327 327	425	610	0	72
0328 328	30	30	0	4
0337 337	4	3	0	0
0390 390	371	596	0	60
0394 394	267	368	0	51
0401 401	382	609	0	57
0403 403	276	490	0	55
0405 405	274	532	0	53
0407 407	60	121	0	20
0411 411	484	488	0	59
0412 412	488	502	0	83
0413 413	251	258	0	35
0414 414	454	519	0	65
0422 422	251	404	1	48
0441 441	113	104	0	12
0442 442	379	458	0	56
0443 443	345	499	0	57
0444 444	103	160	0	21
0445 445	348	378	0	63
0446 446	321	250	0	35
0451 451	260	100	0	51
0452 452	143	148	0	16
0453 453	444	397	0	73
0454 454	619	567	0	82
0475 475	482	522	0	86
0478 478	115	96	0	8
0480 480	259	300	0	30
0481 481	672	651	0	81
0491 491	112	130	1	18
0503 503	439	445	1	63
0505 505	415	392	0	69
0506 506	256	226	2	20

		VOTES	PERCENT			VOTES	PERCENT
26-80 METRO: BONDS TO PRESERVE NATURAL AREAS, CLEAN WATER, PROTECT FISH, WILDLIFE							
Vote For 1							
01 = Yes		49,868	52.55	03 = OVER VOTES		18	
02 = No		45,025	47.45	04 = UNDER VOTES		6,932	

(CONTINUED FROM PREVIOUS PAGE)

	01	02	03	04
0507 507	362	288	0	35
0521 521	396	297	0	44
0522 522	277	68	0	39
0523 523	121	35	0	19
0525 525	420	392	1	58
0526 526	443	401	0	49
0530 530	410	419	0	74
0531 531	350	336	0	58
0532 532	232	247	0	35
0533 533	308	305	0	40
0538 538	282	277	0	44
0549 549	305	292	0	37
0550 550	385	595	0	71
0551 551	391	359	0	41
0552 552	343	456	0	38
0553 553	128	124	0	11
0555 555	555	595	0	80
0560 560	223	273	0	14
0561 561	36	47	0	7
0562 562	1	0	0	0
0563 563	271	308	0	48
0565 565	1	4	0	0
0568 568	63	87	0	5
0587 587	13	13	0	2

CERTIFIED COPY OF THE ORIGINAL
 GERRY HALL, COUNTY CLERK
 Exhibit 6 of 11
 Resolution No. 06-3745
 Regional Results and Certified Copy of Abstract of Votes
 for the Metro Area November 7, 2006 General Election
 BY: *[Signature]*

NUMBERED KEY CANVASS

Washington County
General Election
November 7, 2006

Official Final

RUN DATE:11/27/06 03:47 PM

REPORT-EL52 PAGE 0094


Metro Councilor District 4
vote for 1

VOTES PERCENT
24,756 43.98
31,328 55.65
210 .37

VOTES PERCENT
15
24,506

04 = OVER VOTES
05 = UNDER VOTES

	01	02	03	04	05
0302 302 KINNAMAN	434	425	5	0	415
0303 303 WITCH HAZEL	36	25	1	0	27
0304 304 BUTTERNUT	596	627	0	0	527
0306 306 TANASBOURNE	98	164	1	0	104
0307 307 WILLOW CREEK	370	485	7	0	310
0309 309 HAWTHORNE FARMS	643	762	7	0	635
0312 312 HAGG LAKE	12	12	0	0	6
0313 313 HILLSBORO-UNINCORP	73	83	0	0	63
0314 314 GLENCOE	0	4	0	0	0
0318 318 MINTER BRIDGE	597	700	5	0	556
0319 319 QUATAMA STREET	206	254	2	0	171
0320 320 HAZELDALE	477	570	5	0	491
0322 322 JACKTOWN	11	12	0	0	16
0323 323 INDIAN HILLS	646	624	6	0	627
0325 325 HILLSBORO-ISLANDS	0	0	0	0	1
0327 327 BROWN MIDDLE SCHOOL	674	662	5	0	503
0328 328 FARMINGTON VIEW	8	3	0	0	2
0329 329 CENTURY SCHOOL	786	743	7	0	589
0331 331 PORTLAND/BARNES	0	2	0	0	2
0332 332 ORENCO STATION	504	667	8	0	488
0333 333 JOHN OLSEN	568	680	7	0	633
0335 335 JACKSON SCHOOL	778	849	4	0	680
0336 336 FAIRGROUNDS	572	584	7	0	422
0337 337 WALNUT ST	753	894	7	1	526
0338 338 CORNELIUS	703	816	11	2	572
0339 339 FOREST GROVE-EAST	773	1056	7	0	794
0340 340 FOREST GROVE-WEST	1111	1248	1	0	918
0341 341 CORNELIUS-SCHEFFLIN	17	22	0	0	12
0342 342 DAVID HILL RD	35	37	0	0	18
0343 343 MOOBERRY	838	970	6	1	724
0344 344 HILLSBORO CENTRAL	651	756	6	0	516
0345 345 W/HILLSBORO UNINCORP	6	5	1	0	6
0346 346 CORNELIUS/TUAL RIVER	41	40	0	0	38
0351 351 ALOHA PARK	411	432	5	2	361
0355 355 MEADOW PARK	545	820	6	0	581
0356 356 ALOHA-WEST	295	378	3	0	335
0357 357 HERITAGE PARK	306	337	0	0	286
0358 358 SEMINOLE ESTATES	175	254	2	0	157
0359 359 WATERHOUSE	795	1077	8	0	883
0360 360 PHEASANT LANE	479	543	3	1	477
0361 361 MILLIKAN	167	249	1	1	255
0362 362 CEDAR HILLS	689	1089	5	0	792
0363 363 BARNES RD	607	883	6	1	654
0364 364 MCDANIEL RD	764	1173	8	1	939
0365 365 LEAHY RD	636	1170	5	0	719
0366 366 WEST TUALATIN VIEW	241	368	3	1	341
0367 367 THOMPSON RD	633	826	5	2	734
0368 368 SOMERSET	758	897	7	0	808
0369 369 COLUMBIA AVE	367	478	4	0	360
0370 370 ROCK CREEK	519	558	0	0	445
0371 371 OAK HILLS	391	675	1	0	443
0372 372 RIDGEWOOD SCHOOL	322	534	2	0	459
0374 374 JACOBSON RD	0	0	0	0	2
0375 375 PORTLAND CITY	4	6	0	0	7



NUMBERED KEY CANVASS

Washington County
General Election
November 7, 2006

Official Final


RUN DATE:11/27/06 03:47 PM

REPORT-EL52 PAGE 0095

	VOTES	PERCENT		VOTES	PERCENT
Metro Councilor District 4					
vote for 1					
01 = Tom Cox	24,756	43.98			
02 = Kathryn Harrington	31,328	55.65	04 = OVER VOTES	15	
03 = WRITE-IN	210	.37	05 = UNDER VOTES	24,506	

(CONTINUED FROM PREVIOUS PAGE)

	01	02	03	04	05
0376 376 WESTVIEW	390	507	5	1	464
0377 377 BETHANY EAST	561	865	3	0	658
0378 378 CANYON LN	186	373	2	0	240
0387 387 SUNSET CORRIDOR	51	67	0	0	70
0394 394 CORNELIUS EAST	5	4	0	0	7
0407 407 NORTH BARNES	153	250	1	0	211
0422 422 FG NORTH/UNINCORP	44	46	0	0	40
0439 439 PCC	0	0	0	0	0
0440 440 HILLSBORO-SOUTH	57	82	0	0	61
0443 443 JENKINS/BASELINE	0	0	0	0	0
0444 444 SPRINGVILLE	379	456	1	0	469
0447 447 BETHANY WEST	394	624	2	1	402
0452 452 JOHNSON/185TH	408	516	5	0	442
0453 453 BASELINE/185TH	3	8	0	0	1
0456 456 NORTH FOREST GROVE	4	2	1	0	11



NUMBERED KEY CANVASS

Washington County
General Election
November 7, 2006

Official Final

RUN DATE:11/27/06 03:47 PM

REPORT-EL52 PAGE 0141

Metro Measure 26-80

VOTES PERCENT

VOTES PERCENT

vote for 1

01 = Yes


02 = No

83,175 55.16
67,621 44.84

03 = OVER VOTES
04 = UNDER VOTES

35
9.747

	01	02	03	04
0302 302 KINNAMAN	563	634	1	81
0303 303 WITCH HAZEL	26	55	0	8
0304 304 BUTTERNUT	814	843	0	93
0306 306 TANASBOURNE	221	123	0	23
0307 307 WILLOW CREEK	536	579	0	57
0309 309 HAWTHORNE FARMS	1138	780	1	128
0312 312 HAGG LAKE	11	19	0	0
0313 313 HILLSBORO-UNINCORP	95	116	0	8
0314 314 GLENCOE	2	2	0	0
0318 318 MINTER BRIDGE	809	957	0	92
0319 319 QUATAMA STREET	330	275	0	28
0320 320 HAZELDALE	697	757	2	87
0322 322 JACKTOWN	8	28	0	3
0323 323 INDIAN HILLS	909	898	2	94
0325 325 HILLSBORO-ISLANDS	1	0	0	0
0327 327 BROWN MIDDLE SCHOOL	860	877	0	107
0328 328 FARMINGTON VIEW	7	5	0	1
0329 329 CENTURY SCHOOL	919	1100	1	105
0331 331 PORTLAND/BARNES	4	0	0	0
0332 332 ORENCO STATION	849	743	0	75
0333 333 JOHN OLSEN	1192	561	0	135
0335 335 JACKSON SCHOOL	1037	1173	0	101
0336 336 FAIRGROUNDS	667	851	0	67
0337 337 WALNUT ST	978	1086	0	117
0338 338 CORNELIUS	716	1250	1	137
0339 339 FOREST GROVE-EAST	1184	1249	1	196
0340 340 FOREST GROVE-WEST	1344	1764	1	169
0341 341 CORNELIUS-SCHEFFLIN	22	28	0	1
0342 342 DAVID HILL RD	39	51	0	0
0343 343 MOOBERRY	1076	1319	0	144
0344 344 HILLSBORO CENTRAL	903	924	0	102
0345 345 W/HILLSBORO UNINCORP	3	15	0	0
0346 346 CORNELIUS/TUAL RIVER	36	81	0	2
0348 348 LAKE OSWEGO	43	16	1	8
0349 349 DIVISION STREET	728	518	0	88
0350 350 FIR GROVE	1458	1012	1	178
0351 351 ALOHA PARK	585	564	0	62
0352 352 BEAVERTON-CENTER	261	97	0	21
0353 353 WALKER ROAD-SOUTH	579	353	1	49
0354 354 CHEHALEM SCHOOL	1349	1098	0	154
0355 355 MEADOW PARK	1043	810	0	99
0356 356 ALOHA-WEST	486	463	1	61
0357 357 HERITAGE PARK	458	405	0	66
0358 358 SEMINOLE ESTATES	303	253	0	32
0359 359 WATERHOUSE	1495	1124	0	144
0360 360 PHEASANT LANE	808	609	0	86
0361 361 MILLIKAN	427	201	0	45
0362 362 CEDAR HILLS	1530	906	0	139
0363 363 BARNES RD	1303	734	0	114
0364 364 MCDANIEL RD	1630	1090	0	165
0365 365 LEAHY RD	1515	889	1	125
0366 366 WEST TUALATIN VIEW	592	307	0	70
0367 367 THOMPSON RD	1138	902	0	160
0368 368 SOMERSET	1321	971	0	178
0369 369 COLUMBIA AVE	702	433	0	74



NUMBERED KEY CANVASS

Washington County
General Election
November 7, 2006

Official Final

RUN DATE:11/27/06 03:47 PM

REPORT-EL52 PAGE 0142

Metro Measure 26-80
vote for 1

01 - Yes
02 - No

VOTES PERCENT


VOTES PERCENT

83,175 55.16 03 - OVER VOTES
67,621 44.84 04 - UNDER VOTES

35
9,747

(CONTINUED FROM PREVIOUS PAGE)

	01	02	03	04
0370 370 ROCK CREEK	787	650	1	84
0371 371 OAK HILLS	884	547	0	79
0372 372 RIDGEMOOD SCHOOL	791	460	1	65
0374 374 JACOBSON RD	0	2	0	0
0375 375 PORTLAND CITY	113	55	0	13
0376 376 WESTVIEW	709	565	0	93
0377 377 BETHANY EAST	1077	863	0	147
0378 378 CANYON LN	526	239	0	36
0379 379 HALL BLVD	1233	912	1	139
0380 380 HIGHLAND PARK	840	707	0	100
0381 381 BEAVERTON/CENTER ST	761	427	0	89
0382 382 GREENWAY	1046	664	0	99
0383 383 BEAVERTON-HILLSDALE	644	297	0	51
0384 384 GARDEN HOME	1057	580	0	89
0385 385 PORTLAND GOLF CLUB	1263	658	1	158
0386 386 RALEIGH PARK	1680	777	0	134
0387 387 SUNSET CORRIDOR	98	76	0	14
0388 388 WHITFORD	81	31	0	2
0389 389 SEXTON MOUNTAIN	1137	1029	0	136
0390 390 SOUTHRIDGE	1284	1047	1	156
0391 391 PORTLAND CITY	109	54	0	15
0392 392 PORTLAND CITY COM 2	89	48	0	13
0393 393 MONTCLAIR	277	125	0	19
0394 394 CORNELIUS EAST	6	9	0	1
0395 395 MURRAY HILL	832	638	0	102
0396 396 DURHAM	308	219	0	26
0397 397 BULL MOUNTAIN	929	788	0	139
0398 398 COOPER MOUNTAIN	209	297	0	21
0399 399 METZGER	718	550	3	69
0400 400 WASHINGTON SQUARE	846	627	0	117
0401 401 MAYO STREET	773	420	1	63
0402 402 TIGARD/WALNUT ST	369	285	0	32
0403 403 TIGARD/GAARDE ST	1309	1140	0	160
0404 404 FOWLER SCHOOL	865	743	0	83
0405 405 TUALITY SCHOOL	1419	970	0	149
0406 406 TIGARD CITY HALL	1052	752	0	110
0407 407 NORTH BARNES	377	213	0	25
0408 408 SUMMERFIELD	1722	1334	0	262
0409 409 SUMMERLAKE-WEST	782	639	0	113
0410 410 BEEF BEND RD	571	463	1	90
0411 411 SCHOLLS HEIGHTS	596	375	0	55
0412 412 COOPER MT SCHOOL	624	592	2	75
0413 413 FISCHER/PACIFIC HWY	93	80	0	13
0414 414 BARROWS RD	432	321	0	59
0415 415 BEEF BEND/131ST	198	158	0	32
0416 416 SUMMERLAKE-EAST	551	453	1	68
0417 417 ELDORADO	475	298	1	62
0418 418 HART ROAD	92	130	0	18
0419 419 KING CITY	724	609	0	146
0420 420 TUALATIN CITY	1153	874	2	149
0421 421 TRI-CITIES	10	5	0	2
0422 422 FG NORTH/UNINCORP	43	74	0	13
0423 423 TUALATIN-NORTH	937	577	0	126
0424 424 CENTRAL SHERWOOD CITY	1158	1243	0	202
0425 425 SHERWOOD-UNINCORP	17	55	0	5



NUMBERED KEY CANVASS

Washington County
General Election
November 7, 2006

Official Final

RUN DATE:11/27/06 03:47 PM

REPORT-EL52 PAGE 0143

VOTES PERCENT

VOTES PERCENT

Metro Measure 26-80

vote for 1

01 = Yes

02 = No


83,175 55.16
67,621 44.84

03 = OVER VOTES
04 = UNDER VOTES

35
9,747

(CONTINUED FROM PREVIOUS PAGE)

	01	02	03	04
0426 426 GRONER	22	33	0	2
0427 427 SCHOLLS	0	0	0	0
0428 428 TUALATIN-WEST	386	304	1	72
0429 429 MILLER HILL	590	523	0	69
0432 432 WILSONVILLE	69	31	0	5
0433 433 ED BYROM SCHOOL	836	601	0	100
0434 434 ERROL HASSELL	1079	965	1	108
0435 435 SE SHERWOOD CITY	1103	1231	0	170
0436 436 TUALATIN CITY	510	510	0	80
0437 437 HAZELBROOK	24	16	0	1
0438 438 SE COUNTY	139	203	0	27
0439 439 PCC	0	0	0	0
0440 440 HILLSBORO-SOUTH	86	99	0	15
0441 441 PORTLAND CITY SOUTH	27	15	0	2
0442 442 KEMMER RD	248	243	0	26
0443 443 JENKINS/BASELINE	0	0	0	0
0444 444 SPRINGVILLE	684	530	1	90
0445 445 SCHOLLS HTS N	180	192	0	27
0446 446 LOMBARD	407	311	1	46
0447 447 BETHANY WEST	717	618	0	88
0448 448 CEDAR HILLS	112	50	0	19
0449 449 CANYON/217	15	6	0	3
0451 451 GRABHORN	161	203	0	16
0452 452 JOHNSON/185TH	676	602	0	93
0453 453 BASELINE/185TH	7	5	0	0
0454 454 BULL MT SPLIT	113	84	0	9
0455 455 S TIGARD/PACIFIC HWY	3	4	0	0
0456 456 NORTH FOREST GROVE	6	12	0	0
0457 457 NW SHERWOOD CITY	549	588	0	82



STAFF REPORT

IN CONSIDERATION OF RESOLUTION NO. 06-3745, FOR THE PURPOSE OF ACCEPTING THE NOVEMBER 7, 2006 GENERAL ELECTION ABSTRACT OF VOTES FOR METRO

Date: December 4, 2006

Prepared by: Dan Cooper, Metro Attorney

BACKGROUND

On March 9, 2006, the Metro Council approved, adopted and certified Resolution No. 06-3672B on March 9, 2006 (For the Purpose of Submitting to the Voters of the Metro Area a General Obligation Bond Indebtedness in the Amount of \$227.4 Million to Fund Natural Area Acquisition and Water Quality Protection) (“2006 Natural Areas Bond Measure”), and it was referred by the Metro Council to the Metro Area voters on the November 7, 2006 General Election as Ballot Measure 26-80;

On May 16, 2006, a Primary Election was held in the State of Oregon. The nonpartisan candidates for Metro Council President; Metro Councilors for Subdistricts 1, 2 and 4; and Metro Auditor appeared on the Primary Election.

Metro accepted the May 16, 2006 Primary Election Abstract of Votes via Resolution No. 06-3705, wherein the voters of the Metro Area elected:

1. David Bragdon as Metro Council President;
2. Rod Park as Metro Councilor for Subdistrict 1;
3. Brian Newman as Metro Councilor for Subdistrict 2;
4. Tom Cox and Kathryn Harrington as candidates for Metro Councilor Subdistrict 4; and
5. Suzanne Flynn as Metro Auditor Officer.

Pursuant to ORS 268, the position for Metro Councilor, Subdistrict 4, and Ballot Measure 26-80 for Metro appeared on the November 7, 2006 General Election in accordance with ORS Chapter 249;

As required by the State of Oregon Law, ORS 268 and ORS 249, ORS 255.295 requires that the Multnomah County Elections Division notify Metro of the official Abstract of Votes for the Metro Area. Metro Code Title IX Elections requires Metro to accept the results of the official Abstract of Votes for the Metro Area encompassing the Counties of Multnomah, Clackamas and Washington, State of Oregon.

ANALYSIS/INFORMATION

1. **Known Opposition:** None.
2. **Legal Antecedents:** ORS 268, ORS 249; ORS 255.295; and Metro Code Title IX.
3. **Anticipated Effects:**
 - A. That the Metro Council hereby accepts the results of the November 7, 2006 General Election.

- B. That the voters of the Metro Area, Subdistrict 4, have elected Kathryn Harrington for the position of Metro Councilor Officer for a term commencing on January 1, 2007 and ends on January 2, 2011.
 - C. That the voters of the Metro Area have approved Metro's 2006 Natural Areas Bond Measure, Ballot Measure 26-80 on November 7, 2006.
4. **Budget Impacts:** Immediate implementation of Ballot Measure 26-80 prior to the sale of bonds may require Metro Council action. All expenditures are reimbursable from bond proceeds when bonds are sold.

RECOMMENDED ACTION

Council President David Bragdon and the Metro Council recommend the adoption of Resolution No. 06-3745.



MULTNOMAH COUNTY OREGON

DEPARTMENT OF COMMUNITY SERVICES
JOHN KAUFFMAN, DIRECTOR OF ELECTIONS
1040 SE MORRISON ST
PORTLAND, OREGON 97214
(503) 988-3720 Phone
(503) 988-3719 Fax
Web site: www.mcelections.org

BOARD OF COUNTY COMMISSIONERS
DIANE LINN • CHAIR OF THE BOARD
MARIA ROJO de STEFFEY • DISTRICT 1 COMMISSIONER
SERENA CRUZ-WALSH • DISTRICT 2 COMMISSIONER
LISA NAITO • DISTRICT 3 COMMISSIONER
LONNIE ROBERTS • DISTRICT 4 COMMISSIONER

MEMORANDUM

Date: November 27, 2006
To: Special District Election Authority
From: Eric Sample
Subject: Canvass of Votes

ORS 255.295 provides for the district election authority to canvass the official abstract of votes cast for members of the district board and to cause the election officer to issue certificates of election to the winners.


Please read carefully and complete this form. Using the enclosed envelope, return the form promptly so certificates of election may be mailed to the newly elected board members. **Elected board members cannot take office until the certificates of election have been issued.**

The district election authority for Metro District,
in accordance with ORS 255.295, has canvassed the abstract of votes cast on
November 7, 2006 for members of the district board.

It has been determined those persons having received the highest number of votes are qualified and the election officer of Multnomah County is hereby instructed to issue certificates of election to said persons. (Any exceptions are noted below.)

18 December 2006

Date



Signature of district election authority



METRO

December 18, 2006

John Kauffmann, Director of Elections
Multnomah County Elections Division
State of Oregon
1040 SE Morrison Street
Portland, Oregon 97214

Re: November 7, 2006 General Election Abstract of Votes

Dear Mr. Kauffmann:

On December 14, 2006, the Metro Council passed Resolution No. 06-3745, *For the Purpose of Accepting the November 7, 2006 General Election Abstract of Votes for Metro*. A certified copy of the resolution signed by Metro is enclosed.

Pursuant to ORS 255.295, we are also enclosing an original executed form signed and acknowledged by Metro to cause you as the Election Officer, to issue Certificates of Election to those persons receiving the highest votes and are qualified to serve as noted below for the term beginning January 1, 2007 and ending on January 2, 2011, as follows:

Metro Council President	David Bragdon
Metro Councilor, Subdistrict 1	Rod Park
Metro Councilor, Subdistrict 2	Brian Newman
Metro Councilor, Subdistrict 4	Kathryn Harrington
Metro Auditor Officer	Suzanne Flynn

Very truly yours,

David Bragdon
Metro Council President

DB/sm
Enclosures

cc: Christina M. Billington, Metro Council Clerk
Daniel B. Cooper, Metro Attorney
Becky Shoemaker, Metro Council Archivist