

## Regional Travel Options



Drive less. Save more.  
www.DriveLessSaveMore.com



- RTO update
- PSU CUS evaluation July 1, 2005 through December 31, 2006
- Evaluation Framework

## RTO Partner Goals




Drive less. Save more.  
www.DriveLessSaveMore.com



### Goals and strategies

- Maximize transportation investments
- Manage congestion
- Reduce pollution
- Support a healthy economy
- Reduce drive-alone trips
- Increase use of travel options

## RTO Update



Drive less. Save more.  
www.DriveLessSaveMore.com

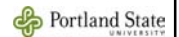


- ↑ Drive Less/Save More reached 98% of public
- ↑ Drive Less Family Challenge
- ↑ New vanpools formed
- ↑ CarpoolMatchNW contest
- ↑ Milwaukie SmartTrips
- ↑ Bike There! map
- ↑ Second independent evaluation
- ↑ Evaluation Framework
- ↑ WTA Carefree Commuter Challenge

## 2005-06 Evaluation Process

- Sources
  - Reports submitted by grantees
  - Data from employee surveys and CarpoolMatchNW
- Included 2005-06 fiscal year and July-December 2006 when possible

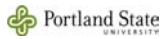
RTO 2005-06 Program Evaluation  
TPAC, July 27, 2007



## What we looked at

- Outputs
  - What was done?
- Outcomes
  - What were the results?
- Evaluation methods
  - How are outputs and outcomes measured?

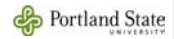
RTO 2005-06 Program Evaluation  
TPAC, July 27, 2007



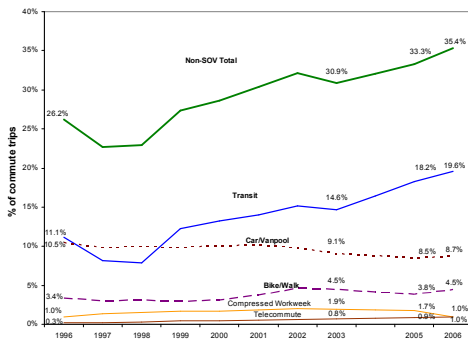
## Key Findings: Outputs

- Individual program implementation continued in similar manner as in 2004-05. Some exceptions...
  - Growth in some programs
  - Changes to vanpool program
  - Start of DriveLess/SaveMore regional marketing and integration with other programs

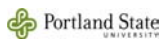
RTO 2005-06 Program Evaluation  
TPAC, July 27, 2007



## Key Finding: Outcomes Non-SOV mode share continues to rise



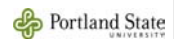
RTO 2005-06 Program Evaluation  
TPAC, July 27, 2007



## Additional findings: Outcomes

- Compared TriMet employer survey data to...
  - American Community Survey (ACS) and 2000 Census
    - TriMet/RTO sites:
      - Much higher rates of transit use
      - Lower rates of carpooling
      - Bike/walk about the same
  - Employers submitting data only to DEQ
    - TriMet/RTO sites:
      - Greater reduction in vehicle trips

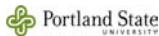
RTO 2005-06 Program Evaluation  
TPAC, July 27, 2007



## To summarize: Outcomes



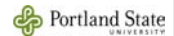
RTO 2005-06 Program Evaluation  
TPAC, July 27, 2007



## Key Findings: Future Evaluations

- *Expect significant improvements in monitoring and evaluation data in near future*
  - DLSM survey data
  - RTO staff have made progress on implementing most of the evaluation-related recommendations
  - New RTO Evaluation Framework

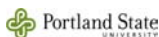
RTO 2005-06 Program Evaluation  
TPAC, July 27, 2007



## Program-wide Recommendations

- Focus on developing new Strategic Plan with specific output and outcome objectives
- Continue to implement evaluation framework and recommendations

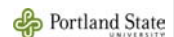
RTO 2005-06 Program Evaluation  
TPAC, July 27, 2007



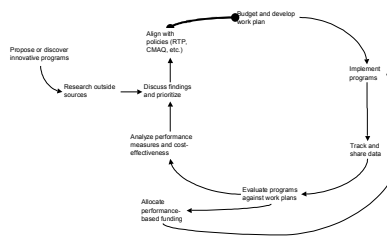
## Program-wide Recommendations

- Future program evaluations
  - Every two years
  - Conduct interviews with program managers and participants
  - Compare to similar programs in other regions
- Cause → Effect will always be very difficult to determine
  - Collect data on as many outputs and outcomes as possible

RTO 2005-06 Program Evaluation  
TPAC, July 27, 2007



## RTO Evaluation Framework



RTO Subcommittee recommendation to:

- Measure awareness and satisfaction
- Conduct a region-wide phone survey
- Establish roles and responsibilities
- Set a timeline
- Budget

Drive less. Save more.  
www.DriveLessSaveMore.com



## Contact



Pam Peck, RTO Manager  
[peckp@metro.dst.or.us](mailto:peckp@metro.dst.or.us)  
503-797-1866

Dr. Jennifer Dill, PSU CUS  
[jdill@pdx.edu](mailto:jdill@pdx.edu)  
503-725-5173

Caleb Winter, RTO Staff  
[winterc@metro.dst.or.us](mailto:winterc@metro.dst.or.us)  
503-797-1758

<http://www.metro-region.org/traveloptions>

Drive less. Save more.  
www.DriveLessSaveMore.com

