

BEFORE THE METRO COUNCIL

FOR THE PURPOSE OF ENTERING METRO) RESOLUTION NO. 08-4011
COUNCIL'S PROCLAMATION OF THE)
RESULTS OF THE NOVEMBER 4, 2008) Introduced by Council President David Bragdon
GENERAL ELECTION INTO THE COUNCIL)
RECORDS)

WHEREAS, the Metro Council adopted Resolution No. 08-3945 on May 8, 2008, For the Purpose of Submitting to the Metro Area Voters a General Obligation Bond Indebtedness in the Amount of \$125 Million to Fund Oregon Zoo Capital Projects to Protect Animal Health And Safety, Conserve and Recycle Water, and Improve Access to Conservation Education; and Setting Forth the Official Intent of the Metro Council to Reimburse Certain Expenditures Out of the Proceeds of Said Bonds Upon Issuance, approving, certifying and referred by the Metro Council to the Metro Area voters on the November 4, 2006 General Election as Ballot Measure 26-96 ("Oregon Zoo Bond Measure 26-96");

WHEREAS, a General Election was held in the State of Oregon on November 4, 2008 (General Election);

WHEREAS, ORS 255.295 requires that the Director of Elections of the Multnomah County Elections Division shall notify Metro of an official abstract of votes of the General Election for Multnomah, Clackamas and Washington Counties (Metro Area);


WHEREAS, Metro Code Title IX Elections, Chapter 9.02.080, requires Metro Council to "canvass the vote and enter its proclamation of the results in the Council records" ; and

WHEREAS, the Abstract of Votes and regional results of the General Election for the Metro Area certifying the election results were received by Metro Council, and Metro Council has canvassed the vote; now therefore

BE IT RESOLVED:

1. That the Metro Council hereby accepts the results of the Abstract of Votes for the November 4, 2008 General Election, attached as Exhibit A; and
2. That the voters of the Metro Area have approved of the Oregon Zoo Bond Measure 26-96.

ADOPTED by the Metro Council this 18th day of December 2008.



David Bragdon, Council President

Approved as to Form:



for Daniel B. Cooper, Metro Attorney

Exhibit A
Resolution No. 08-4011
Regional Results and Certified Copies of
Abstract of Votes for the Metro Area
November 4, 2008 General Election

26-96 METRO
Vote for 1
01 = Yes
02 = No

VOTES PERCENT

VOTES PERCENT

195,652 59.72
131,985 40.28

03 = OVER VOTES
04 = UNDER VOTES

116
35,433

	01	02	03	04
0156 156	31	26	0	7
0158 158	53	34	0	7
0543 543	10	5	0	3
0547 547	26	40	0	9
0548 548	12	9	0	1
0601 601	0	0	0	0
1002	437	405	0	51
1013	2657	1556	3	463
1025	2954	1247	0	634
1045	157	98	0	18
1053	2724	1235	1	590
1103	2493	965	2	504
1156	1774	1092	1	287
1170	2193	1483	0	357
1183	1807	925	1	332
1205	2439	1299	0	361
1211	1238	768	2	155
1213	1856	1172	0	284
1222	2390	1538	1	311
1224	1943	1137	0	264
1226	1235	787	1	168
1230	2291	1406	2	387
1238	1327	923	1	201
1240	947	605	1	156
1245	2811	1672	1	438
1315	2633	1110	0	615
1321	1615	1229	1	279
1400	921	667	0	175
1500	278	224	0	44
1504	45	38	0	6
1507	183	130	0	20
1515	615	419	0	86
1546	516	415	0	84
2002	2072	1449	3	350
2026	2453	1514	5	439
2029	2147	1367	2	342
2077	2382	1486	2	418
2086	2283	1433	3	419
2099	2087	1215	1	456
2100	2365	1530	1	389
2114	2180	1273	0	316
2143	1294	1038	0	242
3000	1712	1197	1	329
3002	2114	1415	0	370
3004	1691	1154	2	430
3008	2556	1587	5	436
3058	2479	1419	0	453
3097	2491	1466	1	498
3113	2060	1268	1	322
3128	2167	1341	0	283
3144	1812	989	1	230
3151	2169	1234	3	470
3177	2273	1376	0	353
3185	1176	995	0	315
3193	2483	1315	3	401

26-96 METRO
Vote for 1
01 = Yes
02 = No

VOTES PERCENT
195,652 59.72
131,985 40.28
03 = OVER VOTES
04 = UNDER VOTES

VOTES PERCENT
116
35.433

(CONTINUED FROM PREVIOUS PAGE)

	01	02	03	04
3240	2523	1510	2	453
3248	1698	941	2	317
3253	2651	1181	2	448
3259	2450	1126	2	335
3274	2286	1009	4	363
3290	1904	1264	1	262
3297	1183	866	0	242
3307	1068	1055	0	258
3311	1224	1039	2	291
3315	984	746	0	234
3322	954	933	0	229
3327	844	672	0	206
3329	1407	1391	1	270
3330	1421	1308	0	331
4022	2384	928	0	420
4027	2320	897	6	406
4041	2505	1334	2	421
4049	2608	1233	0	445
4065	2379	1199	1	347
4106	1942	847	0	285
4111	1887	1251	0	323
4125	1599	1106	0	320
4131	1666	1013	1	254
4155	1864	1293	4	312
4167	2599	1357	0	382
4178	1499	1003	1	302
4185	1462	922	0	257
4202	1686	1163	1	294
4216	607	451	1	113
4242	2031	1135	3	318
4250	1581	1029	0	257
4254	1856	1000	0	308
4282	2079	1181	0	347
4295	2306	1284	2	345
4299	1975	1596	0	324
4309	1093	1178	0	273
4320	995	746	0	259
4333	1595	1204	0	370
4338	1236	1169	1	261
4339	1550	1216	2	240
4340	823	706	0	212
4344	1065	914	0	241
4345	1440	1323	3	307
4350	1468	1436	1	303
4352	908	722	0	184
4359	657	732	0	145
4360	976	888	1	232
4361	1321	1319	2	279
4362	1154	875	1	269
4363	2185	1342	1	302
5029	255	176	0	48
5100	1734	1583	3	341
5200	1875	1701	1	352
5201	1309	1511	0	223
5301	556	410	0	87

26-96 METRO
 Vote for 1
 01 = Yes
 02 = No

VOTES PERCENT

195,652 59.72
 131,985 40.28

03 = OVER VOTES
 04 = UNDER VOTES

VOTES PERCENT

116
 35.433

(CONTINUED FROM PREVIOUS PAGE)

	01	02	03	04
5401	109	121	0	27
5425	140	156	0	34
5602	108	159	0	26
5604	513	684	0	162
5605	37	64	2	9
5819	1417	1235	0	265
5820	1572	1640	0	316
5828	1837	1386	1	380
5842	1894	1902	4	387
5846	1864	2145	2	357
5850	902	776	0	185
5851	1628	1634	0	327
5853	1340	1408	0	293
5855	1583	1891	0	300
5861	967	1006	1	207
5868	1081	1010	0	282
5870	1211	1083	0	215
5871	765	551	0	156

Certificate

I certify that the votes recorded on this abstract correctly summarize the tally of votes cast at the election indicated.



Tim Scott, Director of Elections
 Multnomah County, Oregon

11/21/08 03:15 PM

General Election


26-96 (METRO): BONDS TO PROTECT
ANIMAL HEALTH AND SAFETY:

	Y e s	N o	O V e r s e s	U n d e r s e s
1	616	426	2	119
2	662	491	0	140
3	496	383	0	109
4	568	404	0	110
5	469	439	0	109
6	915	993	1	202
7	839	976	0	186
8	496	619	0	124
9	756	721	0	187
10	993	966	0	274
11	286	129	0	67
12	256	222	0	59
13	577	590	0	143
14	585	581	0	174
15	361	364	0	110
16	539	574	0	110
17	828	359	0	163
18	469	380	0	95
19	468	351	0	97
20	435	331	1	77
21	641	435	0	125
22	358	338	0	98
23	633	399	1	127
24	568	482	0	118
25	529	417	0	137
26	525	413	0	128
27	5	0	0	0
28	84	55	0	13
29	45	29	0	3
30	65	61	0	12
31	31	23	0	11
32	2	6	0	1
33	1829	1735	0	412
34	133	147	0	51
35	800	830	1	204
36	1191	919	0	273
37	1180	971	0	270
38	992	786	0	213



134		876	695	0	0	193
135		603	444	0	0	131
136		589	426	0	0	96
138		802	627	0	0	201
139		792	566	1	1	169
140		460	283	0	0	107
151		719	479	0	0	134
152		536	369	0	0	124
153		846	459	0	0	193
154		879	561	0	0	209
155		951	604	0	0	217
157		421	338	0	0	91
158		679	424	1	1	132
159		613	485	0	0	140
160		684	534	0	0	116
162		904	677	0	0	157
163		879	587	2	2	172
164		613	364	1	1	187
165		729	444	1	1	101
166		765	531	0	0	153
167		792	410	0	0	185
169		342	304	0	0	106
170		11	9	0	0	3
171		14	10	0	0	3
201		719	519	0	0	137
202		859	513	1	1	199
203		552	475	0	0	186
204		426	306	0	0	111
205		509	447	0	0	115
206		1024	728	1	1	228
251		0	2	0	0	0
252		796	699	0	0	168
300		414	296	0	0	83
301		418	307	1	1	76
302		320	208	0	0	52
303		487	320	0	0	88
305		43	21	0	0	4
306		67	41	0	0	13
313		225	229	0	0	45
326		410	414	0	0	101
327		566	706	0	0	130
328		44	38	0	0	10
337		2	2	0	0	2
390		483	639	3	3	165
394		361	425	0	0	97
401		507	653	0	0	136
403		387	526	0	0	124
405		392	578	0	0	116
407		81	150	0	0	21
411		582	532	0	0	151
412		732	575	0	0	222
413		295	291	0	0	92
414		651	608	0	0	188
422		456	496	0	0	122
441		225	125	0	0	47
442		601	520	0	0	154
443		452	529	1	1	118

General Election



444	82	120	0	0	33
445	510	404	0	0	143
446	398	290	0	0	96
451	417	204	0	0	138
452	208	163	0	0	89
453	615	493	0	0	148
454	929	681	0	0	241
475	664	525	2	0	179
478	171	106	0	0	34
480	378	335	0	0	89
481	1104	743	0	0	261
491	217	130	0	0	70
503	584	453	1	0	119
505	521	374	0	0	133
506	123	269	0	0	69
507	501	333	0	0	120
521	577	321	0	0	126
522	256	88	0	0	71
523	108	31	0	0	35
525	592	387	0	0	141
526	529	441	0	0	114
530	531	425	0	0	139
531	556	384	0	0	128
532	312	273	0	0	64
533	443	299	0	0	90
538	345	280	0	0	94
549	457	316	1	0	102
550	572	574	0	0	159
551	484	411	1	0	96
552	475	434	0	0	132
553	191	133	0	0	39
555	724	608	1	0	175
560	296	262	1	0	69
561	42	27	0	0	5
562	3	2	0	0	0
563	433	328	0	0	106
565	0	0	0	0	2
568	82	74	0	0	21
587	19	16	0	0	2
TOTALS	66259	53624	26	0	15515



NUMBERED KEY CANVASS

Washington County
General Election
November 4, 2008

RUN DATE:11/21/08 12:56 PM

REPORT-EL52 PAGE 0151

VOTES PERCENT

VOTES PERCENT

26-96 Metro Zoo Bond

Vote For 1

01 = Yes

02 = No

109,016 55.19
88,497 44.81

03 = OVER VOTES
04 = UNDER VOTES

53
22,558

01 02 03 04

	01	02	03	04
0302 302 KINNAMAN	850	731	1	170
0303 303 WITCH HAZEL	36	53	0	14
0304 304 BUTTERNUT	1093	1032	0	205
0306 306 TANASBOURNE	331	162	0	60
0307 307 WILLOW CREEK	711	763	1	142
0309 309 HAWTHORNE FARMS	1878	1315	1	378
0312 312 HAGG LAKE	15	16	0	2
0313 313 HILLSBORO-UNINCORP	103	115	0	17
0314 314 GLENCOE	1	1	0	0
0318 318 MINTER BRIDGE	1242	1171	0	223
0319 319 QUATAMA STREET	502	352	1	85
0320 320 HAZELDALE	1139	827	0	194
0322 322 JACKTOWN	18	29	0	4
0323 323 INDIAN HILLS	1287	1143	0	317
0325 325 HILLSBORO-ISLANDS	3	0	0	0
0327 327 BROWN MIDDLE SCHOOL	1188	1156	0	240
0328 328 FARMINGTON VIEW	8	7	0	1
0329 329 CENTURY SCHOOL	1300	1396	1	279
0331 331 PORTLAND/BARNES	4	0	0	0
0332 332 ORENCO STATION	1060	976	0	170
0333 333 JOHN OLSEN	2294	932	0	531
0335 335 JACKSON SCHOOL	1290	1406	0	214
0336 336 FAIRGROUNDS	1011	961	1	182
0337 337 WALNUT ST	1338	1271	0	279
0338 338 CORNELIUS	1331	1336	1	301
0339 339 FOREST GROVE-EAST	686	515	0	205
0340 340 FOREST GROVE	1040	999	0	190
0341 341 CORNELIUS-SCHEFFLIN	38	31	0	6
0342 342 DAVID HILL RD	12	28	0	4
0343 343 MOOBERRY	1532	1432	2	270
0344 344 HILLSBORO CENTRAL	1387	1052	3	239
0345 345 W/HILLSBORO UNINCORP	5	19	0	0
0346 346 CORNELIUS/TUAL RIVER	64	72	0	5
0348 348 LAKE OSWEGO	57	37	0	19
0349 349 DIVISION STREET	1069	750	2	208
0350 350 FIR GROVE	1824	1331	3	419
0351 351 ALOHA PARK	869	757	0	177
0352 352 BEAVERTON-CENTER	365	142	0	97
0353 353 WALKER ROAD-SOUTH	821	488	0	151
0354 354 CHEHALEM SCHOOL	1661	1326	0	328
0355 355 MEADOW PARK	1330	1001	0	276
0356 356 ALOHA-WEST	751	631	1	170
0357 357 HERITAGE PARK	607	497	0	162
0358 358 SEMINOLE ESTATES	364	223	0	69
0359 359 WATERHOUSE	1954	1561	0	434
0360 360 PHEASANT LANE	1229	842	0	250
0361 361 MILLIKAN	852	336	0	211
0362 362 CEDAR HILLS	1678	1202	3	292
0363 363 BARNES RD	1446	1007	1	279
0364 364 MCDANIEL RD	1759	1643	1	308
0365 365 LEAHY RD	1737	1273	0	282
0366 366 WEST TUALATIN VIEW	865	465	1	210
0367 367 THOMPSON RD	1288	1402	0	346
0368 368 SOMERSET	1675	1401	3	360
0369 369 COLUMBIA AVE	819	612	0	143

NUMBERED KEY CANVASS

Washington County
General Election
November 4, 2008

RUN DATE:11/21/08 12:56 PM

REPORT-EL52 PAGE 0152

26-96 Metro Zoo Bond

VOTES PERCENT

VOTES PERCENT

Vote For 1

01 = Yes

02 = No

109,016 55.19
88,497 44.81

03 = OVER VOTES
04 = UNDER VOTES

53
22,558

(CONTINUED FROM PREVIOUS PAGE)

	01	02	03	04
0370 370 ROCK CREEK	992	794	0	170
0371 371 OAK HILLS	1057	711	0	188
0372 372 RIDGEWOOD SCHOOL	834	630	1	135
0374 374 JACOBSON RD	0	2	0	0
0375 375 PORTLAND CITY	142	85	0	25
0376 376 WESTVIEW	797	764	0	149
0377 377 BETHANY EAST	1154	1129	0	289
0378 378 CANYON LN	558	345	0	101
0379 379 HALL BLVD	1595	1080	2	331
0380 380 HIGHLAND PARK	1044	794	1	213
0381 381 BEAVERTON/CENTER ST	986	573	0	244
0382 382 GREENWAY	1411	885	1	281
0383 383 BEAVERTON-HILLSDALE	666	410	2	142
0384 384 GARDEN HOME	1172	737	0	179
0385 385 PORTLAND GOLF CLUB	1437	882	1	313
0386 386 RALEIGH PARK	1717	1119	1	284
0387 387 SUNSET CORRIDOR	344	169	0	96
0388 388 WHITFORD	98	42	0	30
0389 389 SEXTON MOUNTAIN	1530	1374	0	398
0390 390 SOUTHRIDGE	1577	1289	0	341
0391 391 PORTLAND CITY	178	73	0	37
0392 392 PORTLAND CITY COM 2	124	62	0	13
0393 393 MONTCLAIR	318	190	0	50
0394 394 CORNELIUS EAST	18	26	0	5
0395 395 MURRAY HILL	1061	866	0	270
0396 396 DURHAM	320	277	0	63
0397 397 BULL MOUNTAIN	1090	1036	0	250
0398 398 COOPER MOUNTAIN	263	356	0	47
0399 399 METZGER	928	712	0	210
0400 400 WASHINGTON SQUARE	1228	875	0	228
0401 401 MAYO STREET	850	559	1	138
0402 402 TIGARD/WALNUT ST	452	360	0	90
0403 403 TIGARD/GAARDE ST	1599	1532	0	289
0404 404 FOWLER SCHOOL	1066	931	1	217
0405 405 TWALITY SCHOOL	1761	1395	1	385
0406 406 TIGARD CITY HALL	1428	930	1	266
0407 407 NORTH BARNES	393	269	1	63
0408 408 SUMMERFIELD	1989	1615	2	466
0409 409 SUMMERLAKE-WEST	1086	824	0	245
0410 410 BEEF BEND RD	659	616	0	155
0411 411 SCHOLLS HEIGHTS	1027	643	1	321
0412 412 COOPER MT SCHOOL	805	755	0	174
0413 413 FISCHER/PACIFIC HWY	210	181	0	46
0414 414 BARROWS RD	564	438	0	135
0415 415 BEEF BEND/131ST	162	189	0	41
0416 416 SUMMERLAKE-EAST	736	564	0	176
0417 417 ELDORADO	628	409	0	119
0418 418 HART ROAD	154	165	0	39
0419 419 KING CITY	733	626	0	201
0420 420 TUALATIN CITY	1385	1257	0	226
0421 421 TRI-CITIES	15	9	0	0
0422 422 FG NORTH/UNINCORP	40	51	0	7
0423 423 TUALATIN-NORTH	1231	953	0	260
0424 424 CENTRAL SHERWOOD CITY	1548	1592	1	351
0425 425 SHERWOOD-UNINCORP	27	46	0	7

NUMBERED KEY CANVASS

Washington County
 General Election
 November 4, 2008

RUN DATE: 11/21/08 12:56 PM

REPORT-EL52 PAGE 0153

26-96 Metro Zoo Bond
 Vote For 1

- 01 = Yes
- 02 = No

VOTES PERCENT


VOTES PERCENT

109,016 55.19 03 = OVER VOTES
 88,497 44.81 04 = UNDER VOTES

53
 22,558

(CONTINUED FROM PREVIOUS PAGE)

	01	02	03	04
0426 426 GRONER	38	35	0	5
0427 427 SCHOLLS	0	3	0	0
0428 428 TUALATIN-WEST	578	397	1	132
0429 429 MILLER HILL	734	712	0	141
0432 432 WILSONVILLE	121	67	0	36
0433 433 ED BYROM SCHOOL	948	851	0	210
0434 434 ERROL HASSELL	1455	1208	1	240
0435 435 SE SHERWOOD CITY	1350	1509	1	278
0436 436 TUALATIN CITY	672	853	0	133
0437 437 HAZELBROOK	23	25	0	2
0438 438 SE COUNTY	165	211	0	57
0439 439 PCC	8	4	0	1
0440 440 HILLSBORO-SOUTH	380	282	0	67
0441 441 PORTLAND CITY SOUTH	28	26	0	7
0442 442 KEMMER RD	368	351	0	73
0443 443 MCEWAN RD	0	2	0	0
0444 444 SPRINGVILLE	956	777	0	216
0445 445 SCHOLLS HTS N	239	238	0	62
0446 446 LOMBARD	548	368	0	112
0447 447 BETHANY WEST	868	921	1	198
0448 448 CEDAR HILLS	211	79	0	57
0449 449 CANYON/217	21	15	0	10
0451 451 GRABHORN	240	272	0	42
0452 452 JOHNSON/185TH	1073	919	0	254
0453 453 BASELINE/185TH	9	15	0	2
0454 454 BULL MT SPLIT	159	165	0	55
0455 455 S TIGARD/PACIFIC HWY	5	6	0	1
0456 456 FOREST GROVE-NORTH	12	29	0	0
0457 457 NW SHERWOOD CITY	742	748	0	170
0458 458 FOREST GROVE-WEST	1010	1013	1	164
0459 459 FOREST GROVE-SOUTH	1051	974	3	216



STAFF REPORT

IN CONSIDERATION OF RESOLUTION NO. 08-4011, FOR THE
PURPOSE OF ENTERING METRO COUNCIL'S PROCLAMATION
OF THE RESULTS OF THE NOVEMBER 4, 2008 GENERAL
ELECTION INTO THE COUNCIL RECORDS

Date: December 4, 2008

Prepared by: Dan Cooper, Metro Attorney

BACKGROUND

On April 13, 2006, the Metro Council adopted Resolution 06-3659, "For the Purpose of Establishing the Oregon Zoo Future Vision Committee," which established the Oregon Zoo Future Vision Committee to recommend updates to the Oregon Zoo's master plan, changes to the Oregon Zoo's conservation and environmental education programs, and operating reforms to address the Oregon Zoo's systemic fiscal challenges.

The Oregon Zoo Future Vision Committee returned its reports to the Metro Council on October 4, 2007, with recommendations including updating the Oregon Zoo's master plan and enhancing the Oregon Zoo's infrastructure, and recommending strengthening the Oregon Zoo's leadership role in wildlife conservation and environmental education.

The Metro Council directed The Oregon Zoo Foundation to perform additional research, narrow down options, and put forth infrastructure improvement recommendations for a potential November 2008 ballot measure for a bond to fund capital improvements at the Oregon Zoo.

The Oregon Zoo Foundation, working with Oregon Zoo staff, researched infrastructure improvements and reported this information to the Metro Council on April 29, 2008, with recommendations to the Metro Council for specific capital projects and a \$125 million capital bond.

The Metro Council adopted Resolution No. 08-3945 on May 8, 2008, For the Purpose of Submitting to the Metro Area Voters a General Obligation Bond Indebtedness in the Amount of \$125 Million to Fund Oregon Zoo Capital Projects to Protect Animal Health And Safety, Conserve and Recycle Water, and Improve Access to Conservation Education; and Setting Forth the Official Intent of the Metro Council to Reimburse Certain Expenditures Out of the Proceeds of Said Bonds Upon Issuance, approving, certifying and referred by the Metro Council to the Metro Area voters on the November 4, 2006 General Election as Ballot Measure 26-96 ("Oregon Zoo Bond Measure 26-96");

On November 4, 2008, a General Election was held in the State of Oregon.

As required by the State of Oregon Law, ORS 268 and ORS 249, ORS 255.295 requires that the Multnomah County Elections Division notify Metro of the official Abstract of Votes. Metro Code Title IX Elections requires Metro to accept the results of the official Abstract of Votes for the Metro Area encompassing the Counties of Multnomah, Clackamas and Washington, State of Oregon, "canvass the vote and enter its proclamation of the results in the Council records."

ANALYSIS/INFORMATION

1. **Known Opposition:** None.
2. **Legal Antecedents:** ORS 268, ORS 249; ORS 255.295; Metro Charter; and Metro Code Title IX.

Metro is authorized under ORS 268.520 and the Metro Charter, Chapter III, Sections 10 and 12, to issue and sell voter-approved general obligation bonds in accord with ORS Chapter 287 and 288, to finance the implementation of Metro's authorized functions;

Resolution 06-3659, "For the Purpose of Establishing the Oregon Zoo Future Vision Committee," adopted April 13, 2006; and

Resolution No. 08-3945, "For the Purpose of Submitting to the Metro Area Voters a General Obligation Bond Indebtedness in the Amount of \$125 Million to Fund Oregon Zoo Capital Projects to Protect Animal Health And Safety, Conserve and Recycle Water, and Improve Access to Conservation Education; and Setting Forth the Official Intent of the Metro Council to Reimburse Certain Expenditures Out of the Proceeds of Said Bonds Upon Issuance," adopted on May 8, 2008.

3. **Anticipated Effects:** The effect of this resolution with the approval of the Metro Area voters of a general obligation bond measure in the November 4, 2008 General Election.
4. **Budget Impacts:**

At the recommendation of the Tax Supervising and Conservation Commission (TSCC), the budget for FY 2008-09 does not anticipate program expenditures related to the November 4, 2008 general obligation bond measure. Oregon budget law provides for a full exemption from budget law for the expenditure of voter approved bond proceeds in the year the bonds are approved. The exemption begins the day the bonds are sold. Should the department need interim appropriation authority between voter authorization and sale of the bonds, or should additional staff be needed to implement the bond funded projects, the Council has the legal authority to establish appropriation or authorize new FTE through budget ordinance after passage of the measure. Staff will work with Council on the development of the bond program following the November election. If the bond measure is successful, certain related expenses, such as design and engineering, may be reimbursed from bond proceeds.

RECOMMENDED ACTION

Staff recommends the adoption of Resolution No. 08-4011.