

BEFORE THE METRO COUNCIL

FOR THE PURPOSE OF ACCEPTING THE) RESOLUTION NO. 02-3257
NOVEMBER 5, 2002 GENERAL ELECTION)
ABSTRACT OF VOTES) Introduced by Presiding Officer
) Carl Hosticka

WHEREAS, the Metro Council adopted Resolution No. 02-3208A on July 18, 2002, accepting the May 21, 2002 Primary Election Abstract of Votes for Metro; and

WHEREAS, a General Election was held in the State of Oregon on November 5, 2002 (General Election); and

WHEREAS, the following positions for Metro appeared on the General Election:

1. Metro Council President;
2. Metro Councilor, District 2; and

WHEREAS, ORS.255.295 requires that Metro shall determine the results of the General Election and notify the Multnomah County Elections Division of same; and

WHEREAS, the Multnomah, Clackamas and Washington County abstract of votes were received by the Metro Council as described in Exhibit A attached hereto and made a part hereof; now, therefore,


BE IT RESOLVED:

1. That the Metro Council hereby accepts the results of the November 5, 2002 General Election;
2. That the voters of Multnomah, Clackamas and Washington Counties of the Metro Area (Metro Area) have elected David Bragdon as Metro Council President at the General Election for a term commencing on January 6, 2003 and ending on January 2, 2007;
3. That the voters of the Metro Area, District 2 have elected Brian Newman as for the position of Metro Councilor at the General Election for a term commencing on January 6, 2003 and ending on January 2, 2007;
4. The term of Metro Councilor Rod Park for the Metro Area, District 1, elected by the voters on May 21, 2002 Primary Election, commences on January 6, 2003 and ends on January 2, 2007; and
5. The term of Metro Councilor Susan McLain for the Metro Area, District 4, elected by the voters on May 21, 2002 Primary Election, commences on January 6, 2003 and ends on January 2, 2007.

///


///

ADOPTED by the Metro Council this 12th day of December, 2002.



Carl Hosticka, Presiding Officer

Approved as to Form:



Daniel B. Cooper, General Counsel

Exhibit A
November 5, 2002 General Election
Abstract of Votes

Abstract Report-METRO COUNCIL PRESIDENT

ESS

Election Name: GENERAL ELECTION

Election Date: 11/5/02

Race: METRO COUNCIL PRESIDENT

Legend: -1- DAVID BRAGDON , -2- KATE SCHIELE

Group(s) Reporting: Election Day

	Reg	Votes	Pct	-1-	-2-	UV	OV	WI
PCT 0156	66	54	81.82%	21	19	14	0	0
PCT 0158	102	85	83.33%	45	22	18	0	0
PCT 0543	37	11	29.73%	8	1	2	0	0
PCT 0547	53	38	71.70%	12	12	14	0	0
PCT 0548	33	18	54.55%	4	12	2	0	0
PCT 0601	0	0	0.00%	0	0	0	0	0
PCT 1002	787	568	72.17%	281	165	118	0	4
PCT 1013	4514	3548	78.60%	2403	600	526	1	18
PCT 1025	3960	2561	64.67%	1554	570	417	2	18
PCT 1045	249	211	84.74%	139	44	27	0	1
PCT 1053	2797	1419	50.73%	910	316	181	0	12
PCT 1103	3446	2146	62.28%	1221	550	343	1	31
PCT 1156	3106	2510	80.81%	1656	472	370	1	11
PCT 1170	3831	3098	80.87%	2006	599	483	3	7
PCT 1183	2412	1814	75.21%	1110	406	291	2	5
PCT 1205	3970	2947	74.23%	1677	692	557	5	16
PCT 1211	2120	1659	78.25%	1005	351	290	3	10
PCT 1213	3087	2354	76.26%	1342	560	436	2	14
PCT 1222	4049	3196	78.93%	1742	848	585	3	18
PCT 1224	3219	2635	81.86%	1668	565	395	2	5
PCT 1226	2284	1840	80.56%	1122	395	306	1	16
PCT 1230	4065	3146	77.39%	1826	754	547	2	17
PCT 1238	2362	1730	73.24%	870	519	323	4	14
PCT 1240	1601	1264	78.95%	806	236	211	3	8
PCT 1245	4351	3333	76.60%	1879	836	591	5	22
PCT 1315	3636	2457	67.57%	1416	584	437	1	19
PCT 1321	2251	1765	78.41%	867	503	381	0	14
PCT 1400	1737	1329	76.51%	659	384	282	1	3
PCT 1500	571	447	78.28%	230	134	81	2	0
PCT 1504	1559	78	5.00%	44	20	14	0	0
PCT 1507	340	285	83.82%	160	76	47	0	2
PCT 1515	1120	929	82.95%	577	210	134	4	4
PCT 1546	1056	866	82.01%	482	227	155	0	2
PCT 2002	3707	2092	56.43%	868	767	407	6	44
PCT 2026	3727	2059	55.25%	918	738	373	3	27
PCT 2029	3741	2239	59.85%	1023	770	411	3	32
PCT 2077	4568	2949	64.56%	1352	980	567	1	49
PCT 2086	3702	2344	63.32%	1227	677	411	3	26
PCT 2099	3345	1875	56.05%	994	527	319	2	33
PCT 2100	3994	2752	68.90%	1311	828	584	2	27
PCT 2114	3534	2438	68.99%	1332	668	421	1	16

Report Generated: 11/25/02, 04:25:40 PM

Page: 2

Abstract Report-METRO COUNCIL PRESIDENT

ESS

Election Name: GENERAL ELECTION

Election Date: 11/5/02

Race: METRO COUNCIL PRESIDENT

Legend: -1- DAVID BRAGDON , -2- KATE SCHIELE

Group(s) Reporting: Election Day

	Reg	Votes	Pct	-1-	-2-	UV	OV	WI
PCT 2143	2503	1588	63.44%	654	583	336	2	13
PCT 3000	3414	2137	62.60%	955	671	491	2	18
PCT 3002	3859	2500	64.78%	1244	725	506	3	22
PCT 3004	2894	1608	55.56%	731	546	306	3	22
PCT 3008	3888	2647	68.08%	1380	698	538	4	27
PCT 3058	4316	2763	64.02%	1553	684	485	3	38
PCT 3097	3962	2528	63.81%	1462	568	465	2	31
PCT 3113	3645	2900	79.56%	1725	597	572	3	3
PCT 3128	3761	3086	82.05%	1859	602	606	5	14
PCT 3144	2955	2451	82.94%	1527	455	451	3	15
PCT 3151	4416	2724	61.68%	1602	612	478	4	28
PCT 3177	3933	2840	72.21%	1508	718	583	4	27
PCT 3185	2464	1633	66.27%	659	606	341	8	19
PCT 3193	4099	2966	72.36%	1657	707	583	2	17
PCT 3240	4314	2997	69.47%	1512	864	584	1	36
PCT 3248	2800	1923	68.68%	1109	467	321	2	24
PCT 3253	2871	2038	70.99%	1245	441	343	2	7
PCT 3259	3721	2829	76.03%	1826	530	460	2	11
PCT 3274	3355	2311	68.88%	1443	432	411	1	24
PCT 3290	3399	2778	81.73%	1748	531	481	1	17
PCT 3297	2297	1283	55.86%	586	435	241	2	19
PCT 3307	2685	1754	65.33%	748	619	373	3	11
PCT 3311	2991	1889	63.16%	691	701	469	1	27
PCT 3315	2256	1263	55.98%	487	498	258	1	19
PCT 3322	2209	1545	69.94%	640	555	335	1	14
PCT 3327	1970	1265	64.21%	470	459	322	0	14
PCT 3329	3470	2459	70.86%	950	936	543	3	27
PCT 3330	3450	2375	68.84%	999	833	531	2	10
PCT 4022	3485	2313	66.37%	1392	475	421	2	23
PCT 4027	3313	2406	72.62%	1582	393	402	4	25
PCT 4041	4042	3064	75.80%	2028	489	510	5	32
PCT 4049	4168	2929	70.27%	1758	603	535	4	29
PCT 4065	4531	3172	70.01%	1885	715	546	5	21
PCT 4106	2889	2152	74.49%	1410	397	322	1	22
PCT 4111	3400	2631	77.38%	1534	627	447	3	20
PCT 4125	3213	1950	60.69%	835	695	393	8	19
PCT 4131	2764	1967	71.16%	1083	523	345	1	15
PCT 4155	3558	2512	70.60%	1331	669	485	1	26
PCT 4167	4087	2854	69.83%	1637	637	537	4	39
PCT 4178	2828	1734	61.32%	809	573	319	8	25
PCT 4185	2636	1548	58.73%	714	519	291	0	24

Report Generated: 11/25/02, 04:25:40 PM

Page: 3

Abstract Report-METRO COUNCIL PRESIDENT

ESS

Election Name: GENERAL ELECTION

Election Date: 11/5/02

Race: METRO COUNCIL PRESIDENT

Legend: -1- DAVID BRAGDON , -2- KATE SCHIELE

Group(s) Reporting: Election Day

	Reg	Votes	Pct	-1-	-2-	UV	OV	WI
PCT 4202	3189	1960	61.46%	852	683	392	3	30
PCT 4216	1281	699	54.57%	256	289	140	2	12
PCT 4242	3381	2471	73.08%	1346	667	439	1	18
PCT 4250	2711	1962	72.37%	1065	529	343	1	24
PCT 4254	1889	1310	69.35%	706	371	221	0	12
PCT 4282	3634	2826	77.77%	1775	559	479	1	12
PCT 4295	3541	2660	75.12%	1678	570	394	0	18
PCT 4299	4097	2297	56.07%	918	898	440	3	38
PCT 4309	2397	1465	61.12%	526	599	318	2	20
PCT 4320	2077	1395	67.16%	534	521	331	0	9
PCT 4333	3161	1960	62.01%	756	759	421	5	19
PCT 4338	3285	1993	60.67%	699	850	421	1	22
PCT 4339	3514	1966	55.95%	734	752	433	3	44
PCT 4340	2160	1177	54.49%	404	462	281	0	30
PCT 4344	2444	1471	60.19%	520	626	306	1	18
PCT 4345	3668	2173	59.24%	778	882	488	1	24
PCT 4350	3753	2183	58.17%	795	946	410	2	30
PCT 4352	2228	1187	53.28%	388	527	250	0	22
PCT 4359	1643	1052	64.03%	413	406	223	1	9
PCT 4360	2329	1306	56.08%	452	579	254	2	19
PCT 4361	3267	1886	57.73%	690	783	377	0	36
PCT 4362	2491	1425	57.21%	578	524	293	1	29
PCT 4363	3720	2597	69.81%	1333	774	464	3	23
PCT 5029	541	396	73.20%	166	136	92	0	2
PCT 5100	3339	1977	59.21%	726	874	352	3	22
PCT 5200	3922	2436	62.11%	818	1046	542	1	29
PCT 5201	3250	2190	67.38%	708	942	513	2	25
PCT 5301	1336	736	55.09%	222	337	170	1	6
PCT 5401	402	279	69.40%	116	101	59	0	3
PCT 5425	2510	277	11.04%	83	106	86	0	2
PCT 5602	353	249	70.54%	68	127	51	0	3
PCT 5604	2101	1091	51.93%	300	511	260	1	19
PCT 5605	140	94	67.14%	29	52	13	0	0
PCT 5819	3299	1959	59.38%	707	860	372	0	20
PCT 5820	4163	2521	60.56%	948	1060	488	1	24
PCT 5828	3506	1939	55.31%	701	878	333	1	26
PCT 5842	4258	2989	70.20%	1229	1128	603	4	25
PCT 5846	4292	2926	68.17%	960	1328	616	2	20
PCT 5850	2126	1265	59.50%	501	493	258	0	13
PCT 5851	4047	2655	65.60%	916	1158	555	1	25
PCT 5853	3389	2214	65.33%	788	939	456	1	30

Report Generated: 11/25/02, 04:25:40 PM

Page: 4

Abstract Report-METRO COUNCIL PRESIDENT

ESS

Election Name: GENERAL ELECTION

Election Date: 11/5/02

Race: METRO COUNCIL PRESIDENT

Legend: -1- DAVID BRAGDON , -2- KATE SCHIELE

Group(s) Reporting: Election Day

	Reg	Votes	Pct	-1-	-2-	UV	OV	WI
PCT 5855	3719	2554	68.67%	968	1001	561	4	20
PCT 5861	2545	1611	63.30%	569	691	332	1	18
PCT 5868	2647	1632	61.65%	618	636	363	2	13
PCT 5870	3241	1965	60.63%	734	785	416	3	27
PCT 5871	2039	988	48.46%	405	395	171	1	16
Race Totals	362925	241765	66.62%	121211	72165	45817	247	2325

Report Generated: 11/25/02, 04:25:40 PM

Page: 5

Certificate

I certify that the votes recorded on this abstract correctly summarize the tally of votes cast at the election indicated.

John Kauffman, Director of Elections
Multnomah County, Oregon



Abstract Report-METRO COUNCILOR, POS 2

ESS

Election Name: GENERAL ELECTION

Election Date: 11/5/02

Race: METRO COUNCILOR, POS 2

Legend: -1- BILL ATHERTON , -2- BRIAN NEWMAN

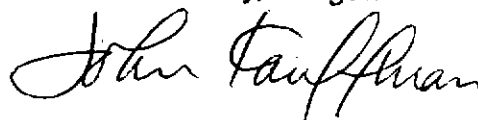
Group(s) Reporting: Election Day

	Reg	Votes	Pct	-1-	-2-	UV	OV	WI
PCT 0156	66	54	81.82%	17	14	23	0	0
PCT 1211	2120	1288	60.75%	267	567	440	3	11
PCT 1213	3087	2354	76.26%	617	976	741	4	16
PCT 1222	4049	3196	78.93%	761	1433	965	1	36
PCT 1238	2362	696	29.47%	177	290	219	0	10
PCT 1400	1737	1329	76.51%	426	527	372	0	4
PCT 1546	1056	866	82.01%	276	338	251	0	1
Race Totals	14477	9783	67.58%	2541	4145	3011	8	78

Certificate

I certify that the votes recorded on this abstract correctly summarize the tally of votes cast at the election indicated.

John Kauffman, Director of Elections
Multnomah County, Oregon



Statement of Vote - Clackamas County General Election - Nov. 5, 2002

** Metro Council President - Council Dist. 2 **

Page Number 4.041.001

	REG ISTERED VOTERS	T URN OUT			Day id C ou nc il P re s i d e n t	K a t e S c h i e l e P re s i d e n t	B L A N K S	O V E R V O T E S		B r i a n C o u n c i l - D i s t - 2	B i l l A t h e r t o n - D i s t - 2	B L A N K S	O V E R V O T E S						
CONSOL PREC NO 001	0	787			264	284	238	1		272	227	287	1						
CONSOL PREC NO 002	0	891			288	315	287	1		318	244	329	0						
CONSOL PREC NO 003	0	706			187	265	252	2		230	194	278	4						
CONSOL PREC NO 005	0	657			189	222	245	1		229	158	269	1						
CONSOL PREC NO 006	0	803			285	263	253	2		254	244	302	3						
CONSOL PREC NO 007	0	1583			491	515	572	5		464	469	642	8						
CONSOL PREC NO 008	0	2345			669	855	818	3		729	635	978	3						
CONSOL PREC NO 009	0	649			184	255	209	1		212	197	240	0						
CONSOL PREC NO 011	0	847			213	339	294	1		271	224	350	2						
CONSOL PREC NO 031	0	325			80	131	111	3		114	80	123	8						
CONSOL PREC NO 032	0	359			110	135	113	1		125	90	142	2						
CONSOL PREC NO 033	0	1017			297	371	344	5		334	268	407	8						
CONSOL PREC NO 034	0	982			279	376	324	3		308	274	393	7						
CONSOL PREC NO 038	0	631			198	210	218	5		217	150	258	6						
CONSOL PREC NO 039	0	935			294	330	311	0		306	250	376	3						
CONSOL PREC NO 051	0	800			298	279	222	1		358	169	270	3						
CONSOL PREC NO 053	0	716			269	230	216	1		284	177	255	0						
CONSOL PREC NO 054	0	594			216	194	182	2		231	148	214	1						
CONSOL PREC NO 056	0	581			210	188	182	1		203	167	209	2						
CONSOL PREC NO 057	0	841			311	258	270	2		325	186	327	3						
CONSOL PREC NO 058	0	603			209	192	202	0		252	117	233	1						
CONSOL PREC NO 060	0	824			293	273	257	1		303	209	310	2						
CONSOL PREC NO 062	0	822			261	278	278	5		292	192	333	5						
CONSOL PREC NO 063	0	756			262	249	244	1		300	185	270	1						
CONSOL PREC NO 064	0	764			249	264	247	4		272	205	283	4						
CONSOL PREC NO 090	0	4			0	2	2	0		1	0	3	0						
CONSOL PREC NO 091	0	130			58	30	42	0		53	19	57	1						
CONSOL PREC NO 092	0	75			20	21	34	0		18	11	46	0						
CONSOL PREC NO 093	0	113			45	30	38	0		37	29	50	1						
CONSOL PREC NO 094	0	8			3	4	1	0		0	0	0	0						
CONSOL PREC NO 095	0	3			1	0	2	0		1	0	2	0						
CONSOL PREC NO 096	0	2539			799	937	788	15		0	0	0	0						
CONSOL PREC NO 130	0	1490			480	503	504	3		442	462	582	4						
CONSOL PREC NO 131	0	1777			593	556	623	5		501	603	668	5						
CONSOL PREC NO 132	0	1293			469	417	407	0		371	481	438	3						
CONSOL PREC NO 134	0	1279			514	358	400	7		351	473	450	5						
CONSOL PREC NO 135	0	948			386	253	308	1		245	402	300	1						
CONSOL PREC NO 136	0	925			390	258	276	1		261	379	283	2						
CONSOL PREC NO 138	0	1321			498	361	459	3		391	495	434	1						
CONSOL PREC NO 139	0	1155			418	356	379	2		337	441	375	2						
CONSOL PREC NO 140	0	616			250	176	189	1		200	211	203	2						
CONSOL PREC NO 151	0	1038			471	255	308	4		337	344	351	6						
CONSOL PREC NO 152	0	855			368	235	250	2		263	325	267	0						
CONSOL PREC NO 153	0	1067			452	282	329	4		344	331	388	4						
CONSOL PREC NO 154	0	1139			439	326	372	2		349	336	452	2						
CONSOL PREC NO 155	0	1501			671	401	427	2		483	536	479	3						
CONSOL PREC NO 157	0	627			243	183	200	1		183	204	240	0						
CONSOL PREC NO 158	0	1000			471	208	317	4		314	322	358	6						
CONSOL PREC NO 159	0	1008			424	292	291	1		296	387	323	2						
CONSOL PREC NO 160	0	1033			407	319	307	0		340	352	339	2						
CONSOL PREC NO 162	0	1245			506	360	378	1		391	413	440	1						
CONSOL PREC NO 163	0	1245			546	320	377	2		358	472	410	5						
CONSOL PREC NO 164	0	814			342	240	227	5		257	269	282	6						
CONSOL PREC NO 165	0	927			406	270	251	0		296	328	298	5						
CONSOL PREC NO 166	0	1084			428	326	327	3		324	378	379	3						
CONSOL PREC NO 167	0	929			395	264	268	2		314	294	320	1						
CONSOL PREC NO 169	0	579			223	152	204	0		180	162	237	0						
CONSOL PREC NO 170	0	13			3	5	5	0		4	4	5	0						
CONSOL PREC NO 171	0	15			6	2	7	0		4	5	6	0						
CONSOL PREC NO 201	0	706			255	245	203	3		0	0	0	0						
CONSOL PREC NO 202	0	1146			358	403	374	11		0	0	0	0						

Exhibit A-6 of 12
Resp. No. 02-3257

Statement of Vote - Clackamas County General Election - Nov. 5, 2002

** Metro Council President - Council Dist. 2 **

Page Number 5.041.001

	REGISTERED VOTERS	TURNOUT		David Bragdon Metro Council President	Kate Schiele Metro Council President	BLANKS	OVERVOTES		Brian Newman Metro Council - Dist. 2 -	Bill Cotherton Metro Council - Dist. 2 -	BLANKS	OVERVOTES					
CONSOL PREC NO 203	0	1046		396	274	360	16		0	0	0	0					
CONSOL PREC NO 204	0	780		307	211	256	6		0	0	0	0					
CONSOL PREC NO 205	0	771		246	258	261	6		0	0	0	0					
CONSOL PREC NO 206	0	1139		356	363	417	3		0	0	0	0					
CONSOL PREC NO 251	0	1		1	0	0	0		1	0	0	0					
CONSOL PREC NO 252	0	1111		356	335	416	4		0	0	0	0					
CONSOL PREC NO 300	0	660		266	209	184	1		199	234	227	0					
CONSOL PREC NO 301	0	639		253	218	167	1		221	217	200	1					
CONSOL PREC NO 302	0	458		167	165	125	1		129	172	153	4					
CONSOL PREC NO 303	0	626		224	195	204	3		101	90	122	1					
CONSOL PREC NO 305	0	44		29	8	7	0		19	16	8	1					
CONSOL PREC NO 306	0	111		52	30	28	1		36	47	27	1					
CONSOL PREC NO 313	0	483		218	136	128	1		157	181	143	2					
CONSOL PREC NO 326	0	811		366	214	231	0		238	299	198	3					
CONSOL PREC NO 327	0	1078		346	352	367	13		15	11	18	0					
CONSOL PREC NO 328	0	70		22	23	25	0		19	20	30	1					
CONSOL PREC NO 337	0	1042		3	5	3	0		0	0	0	0					
CONSOL PREC NO 390	0	942		245	348	338	11		0	0	0	0					
CONSOL PREC NO 394	0	877		175	296	214	4		0	0	0	0					
CONSOL PREC NO 401	0	1046		288	420	329	9		0	0	0	0					
CONSOL PREC NO 403	0	804		203	336	258	7		0	0	0	0					
CONSOL PREC NO 405	0	1276		202	329	287	10		0	0	0	0					
CONSOL PREC NO 407	0	526		40	53	53	1		0	0	0	0					
CONSOL PREC NO 411	0	981		316	329	334	2		316	248	411	6					
CONSOL PREC NO 412	0	950		260	347	338	5		297	226	420	7					
CONSOL PREC NO 413	0	451		135	163	151	2		121	133	196	1					
CONSOL PREC NO 414	0	904		284	298	318	4		287	217	396	4					
CONSOL PREC NO 422	0	652		160	170	187	5		0	0	0	0					
CONSOL PREC NO 441	0	230		68	89	72	1		74	65	91	0					
CONSOL PREC NO 442	0	853		257	311	283	2		289	193	368	3					
CONSOL PREC NO 443	0	1018		250	367	288	9		0	0	0	0					
CONSOL PREC NO 444	0	421		108	168	141	4		0	0	0	0					
CONSOL PREC NO 445	0	807		229	304	263	11		146	82	136	6					
CONSOL PREC NO 446	0	481		158	189	131	3		0	0	0	0					
CONSOL PREC NO 451	0	406		118	137	147	4		130	91	178	7					
CONSOL PREC NO 452	0	351		100	142	109	0		130	88	132	1					
CONSOL PREC NO 453	0	888		272	338	274	4		304	237	343	4					
CONSOL PREC NO 454	0	1035		318	336	375	6		342	213	478	2					
CONSOL PREC NO 475	0	937		301	338	297	1		340	211	382	4					
CONSOL PREC NO 478	0	225		72	101	52	0		86	64	74	1					
CONSOL PREC NO 480	0	597		194	217	182	4		198	163	232	4					
CONSOL PREC NO 481	0	1314		393	518	397	6		475	331	500	8					
CONSOL PREC NO 491	0	242		64	98	80	0		79	71	90	2					
CONSOL PREC NO 503	0	846		296	282	267	1		265	236	339	6					
CONSOL PREC NO 505	0	854		283	317	252	2		311	230	307	6					
CONSOL PREC NO 506	0	514		175	183	150	6		177	146	186	5					
CONSOL PREC NO 507	0	666		235	219	209	3		238	180	247	1					
CONSOL PREC NO 521	0	660		207	252	198	3		251	168	237	4					
CONSOL PREC NO 522	0	387		211	84	89	3		193	62	126	6					
CONSOL PREC NO 523	0	208		99	44	63	2		93	36	76	3					
CONSOL PREC NO 525	0	810		285	284	238	3		311	204	291	4					
CONSOL PREC NO 526	0	827		302	273	249	3		301	217	307	2					
CONSOL PREC NO 530	0	840		282	267	290	1		269	207	362	2					
CONSOL PREC NO 531	0	755		223	293	236	3		234	227	292	2					
CONSOL PREC NO 532	0	472		155	163	153	1		144	134	191	3					
CONSOL PREC NO 533	0	611		205	213	190	3		206	168	231	6					
CONSOL PREC NO 538	0	505		193	163	149	0		169	153	182	1					
CONSOL PREC NO 549	0	573		182	201	189	1		191	159	222	1					
CONSOL PREC NO 550	0	1013		324	343	345	1		360	251	398	4					
CONSOL PREC NO 551	0	731		244	254	231	2		270	180	278	3					
CONSOL PREC NO 552	0	792		248	278	263	3		257	206	329	0					

Exhibit A-7 of 12
Reso. No. 02-3257

Statement of Vote - Clackamas County General Election - Nov. 5, 2002

** Metro Council President - Council Dist. 2 **

Page Number 6.041.001


	REGIS- TERED VOTERS	TURN- OUT	DAVID BRADON COUNCIL PRESIDENT	KATE SCHEELE COUNCIL PRESIDENT	BLANKS	OVER- VOTES	METRO COUNCIL DIST. 2	BILL ATHERTON COUNCIL DIST. 2	BLANKS	OVER- VOTES
CONSOL PREC NO 553	0	271	81	110	79	1	95	81	94	1
CONSOL PREC NO 555	0	1096	357	366	371	2	370	267	457	2
CONSOL PREC NO 560	0	778	175	200	162	2	164	161	212	2
CONSOL PREC NO 561	0	159	23	35	29	0	20	26	40	1
CONSOL PREC NO 562	0	663	0	1	0	0	1	0	0	0
CONSOL PREC NO 563	0	1030	170	268	197	3	226	172	239	1
CONSOL PREC NO 565	0	773	3	4	1	0	0	2	6	0
CONSOL PREC NO 568	0	439	47	53	44	2	53	41	51	1
CONSOL PREC NO 587	0	607	6	12	11	0	14	6	9	0
**** TOTALS ****	0100429		32773	31521	30495	359	25381	22763	28805	292

METRO COUNCIL, PRESIDENT

MISCELLANEOUS WRITE-INS 9

METRO COUNCIL, ZONE 2

MISCELLANEOUS WRITE-INS 7



CERTIFIED COPY OF THE ORIGINAL
 ARDIS STEVENSON, COUNTY CLERK
 BY: [Signature] 11-22-02

**** OFFICIAL STATEMENT OF THE GENERAL ELECTION ON NOVEMBER 5, 2002****									
METRO COUNCIL PRESIDENT									
Page Number	REGISTERED VOTERS	TURNOUT	TURNOUT PERCENTAGE	DAVID BRACDON PRESIDENT	KATE SCHELLE PRESIDENT				
302 KINNAMAN	2021	1249	61.8%	359	407				
303 WITCH HAZEL	357	272	76.1%	26	44				
304 BUTTERNUT	2552	1621	63.5%	496	540				
306 TANASBOURNE	537	353	65.7%	116	101				
307 WILLOW CREEK	1634	1081	66.1%	354	360				
309 HANTHORNE FARMS	1626	989	60.8%	311	313				
310 DILLEY	1297	912	70.3%	0	0				
312 HAGG LAKE	741	519	70.0%	5	13				
313 HILLSBORO-UNINCORP	373	271	72.6%	80	79				
314 GLENCOE	734	514	69.8%	1	2				
318 WINTER BRIDGE	2205	1525	69.1%	424	567				
319 QUATAMA STREET	797	478	59.9%	158	160				
320 HAZELDALE	1738	1117	64.2%	324	385				
322 JACKTOWN	223	159	71.3%	13	17				
323 INDIAN HILLS	3256	1956	60.0%	518	709				
325 HILLSBORO-ISLANDS	3	3	100.0%	0	3				
327 BROWN MIDDLE SCHOOL	2606	1709	65.5%	529	593				
328 FARMINGTON VIEW	1323	900	68.0%	3	9				
329 CENTURY SCHOOL	2874	1783	61.9%	518	650				
331 PORTLAND /BARNES	3	2	66.6%	2	0				
332 ORENCO STATION	2031	1443	71.0%	505	452				
333 JOHN OLSEN	2636	1291	48.9%	367	416				
335 JACKSON SCHOOL	3236	2310	71.3%	646	687				
336 FAIR GROUNDS	2372	1547	65.2%	502	517				
337 WALNUT ST	3268	2020	61.8%	620	727				
338 CORNELIUS	3353	1892	56.4%	480	681				
339 FOREST GROVE-EAST	4042	2494	61.7%	813	859				
340 FOREST GROVE-WEST	4012	2778	69.2%	867	929				
341 CORNELIUS-SCHEFFLIN	310	224	72.2%	15	23				
342 DAVID HILL RD	214	163	76.1%	35	32				
343 MOOBERRY	3461	2278	65.8%	724	728				
344 HILLSBORO CENTRAL	2939	1825	62.0%	602	564				
345 W/HILLSBORO-UNINCORP	122	73	59.8%	9	8				
346 CORNELIUS/TUAL RIVER	244	179	73.3%	34	45				
347 FG/TUALATIN RIVER	36	27	75.0%	0	0				
348 LAKE OSWEGO	116	78	67.2%	22	19				
349 DIVISION STREET	2054	1220	59.3%	406	433				
350 FIR GROVE	3768	2588	68.6%	949	770				
351 ALOHA PARK	1931	1102	57.0%	357	370				
352 BEAVERTON-CENTER	591	287	48.5%	92	89				
353 WALKER ROAD-SOUTH	1468	990	67.4%	392	288				
354 CHEHALEM SCHOOL	3301	2349	71.1%	814	735				
355 MEADOW PARK	2922	1952	66.8%	693	641				
356 ALOHA-WEST	1501	945	62.9%	272	343				
357 HERITAGE PARK	1521	964	63.3%	316	321				
358 SEMINOLE ESTATES	940	628	66.8%	200	215				
359 WATERHOUSE	3742	2419	64.6%	804	761				
360 PHEASANT LANE	1888	1191	63.0%	358	421				
361 MILLIKAN	780	412	52.8%	130	126				
362 CEDAR HILLS	3348	2423	72.4%	1009	694				
363 BARNES RD	3025	2062	68.2%	757	637				
364 MCDANIEL RD	3167	2379	75.1%	890	648				
365 LEAHY RD	2846	2251	79.0%	923	598				
366 WEST TUALATIN VIEW	1445	925	64.0%	384	254				
367 THOMPSON RD	2047	1521	74.3%	564	458				
368 SOMERSET	3064	2118	69.1%	718	643				
369 COLUMBIA AVE	1673	1208	72.2%	436	350				
370 ROCK CREEK	1891	1399	73.9%	459	464				
371 OAK HILLS	1943	1450	74.6%	599	388				
372 RIDGWOOD SCHOOL	1600	1262	78.6%	536	310				

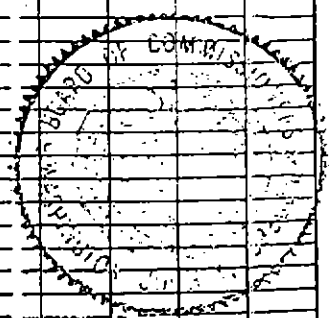


Exhibit A-9 of 12
Reso. No. 02-3257

		*** OFFICIAL STATEMENT OF THE GENERAL ELECTION ON NOVEMBER 5, 2002 ***									
		METRO COUNCIL PRESIDENT									
Page Number	97.071.001	REGISTERED VOTERS	TURNOUT	TURNOUT PERCENTAGE		DAVID BRAGDON PRESIDENT	KATE SCHIELE PRESIDENT				
374	JACOBSON RD	8	3	50.0%		1	1				
375	PORTLAND CITY	212	138	65.0%		68	23				
376	WESTVIEW	1741	1231	70.7%		424	371				
377	BETHANY	4252	3086	72.5%		1022	960				
378	CANYON LN	936	750	80.1%		364	159				
379	HALL BLVD	2946	1996	67.7%		734	592				
380	HIGHLAND PARK	2022	1408	69.6%		462	416				
381	BEAVERTON/CENTER ST	1876	1137	60.6%		398	343				
382	GREENWAY	2672	1666	62.3%		588	496				
383	BEAVERTON-HILLSDALE	1215	877	72.1%		368	213				
384	GARDEN HOME	2258	1677	74.2%		662	442				
385	PORTLAND GOLF CLUB	2695	2011	74.6%		859	510				
386	RALEIGH PARK	3109	2468	79.3%		1169	581				
387	SUNSET CORRIDOR	99	86	86.8%		33	19				
388	WHITFORD	89	61	68.5%		18	26				
389	SEXTON MOUNTAIN	2720	1854	68.1%		579	579				
390	SOUTHRIDGE	3170	2204	69.5%		767	650				
391	PORTLAND CITY	233	136	58.3%		42	50				
392	PORTLAND CITY COM 2	209	122	58.3%		51	35				
393	MONTCLAIR	521	393	75.4%		178	84				
394	CORNELIUS EAST	9	4	44.4%		3	0				
395	MURRAYMILL	2097	1407	67.0%		447	401				
396	DURHAM	722	534	73.9%		179	156				
397	BULL MOUNTAIN	2199	1587	72.1%		529	510				
398	COOPER MOUNTAIN	673	517	76.8%		173	159				
399	HETZGER	1849	1180	63.8%		358	402				
400	WASHINGTON SQUARE	2262	1498	66.2%		492	467				
401	MAYO STREET	1489	1109	74.4%		453	277				
402	TIGARD/WALNUT ST	657	463	70.4%		160	130				
403	TIGARD/GAARDE ST	3291	2364	71.8%		760	753				
404	FOULER SCHOOL	2269	1526	67.3%		475	512				
405	TUALITY SCHOOL	3372	2394	70.9%		834	744				
406	TIGARD CITY HALL	2839	1783	62.8%		568	582				
407	NORTH BARNES	758	578	76.2%		275	136				
408	SUMMERFIELD	4108	3150	76.6%		1173	912				
409	SUMMERLAKE-WEST	1974	1281	64.8%		436	401				
410	BEEF BEND RD	1446	1068	73.8%		307	252				
411	SCHOLLS HEIGHTS	997	537	53.8%		154	191				
412	COOPER MT SCHOOL	1669	1144	68.5%		373	353				
413	FISCHER/PACIFIC HWY	29	22	75.8%		9	10				
414	BARROWS RD	1114	681	61.1%		205	208				
415	BEEF BEND/131ST	445	391	87.8%		166	89				
416	SUMMERLAKE-EAST	1529	1004	65.8%		326	337				
417	ELDRADO	1369	915	66.8%		269	330				
418	HART ROAD	274	178	64.9%		55	58				
419	KING CITY	1734	1426	82.2%		503	417				
420	TUALATIN CITY	3027	2138	70.6%		665	645				
421	TRI-CITIES	18	16	88.8%		4	5				
422	FG NORTH/UNINCORP	229	140	61.1%		39	39				
423	TUALATIN-NORTH	2558	1568	61.2%		474	480				
424	NU SHERWOOD CITY	4081	2773	67.9%		745	927				
425	SHERWOOD-UNINCORP	587	427	72.7%		14	37				
426	GROWER	269	188	69.8%		19	22				
427	SCHOLLS	1238	887	71.6%		0	1				
428	TUALATIN-WEST	1044	649	62.0%		190	218				
429	MILLER HILL	1538	1007	65.4%		310	317				
432	WILSONVILLE	2	2	100.0%		2	0				
433	ED BYRON SCHOOL	2043	1475	72.1%		496	471				
434	ERROL HASSELL	2900	1954	67.3%		606	634				
435	SE SHERWOOD CITY	3161	2149	67.9%		591	733				

Exhibit A-10 of 12
Reso. No. 02-3257

*** OFFICIAL STATEMENT OF THE GENERAL ELECTION ON NOVEMBER 5, 2002 ***									
METRO COUNCIL PRESIDENT									
Page Number	REGISTERED VOTERS	TURNOUT	TURNOUT PERCENTAGE	DAVID BRAGDON COUNCIL PRESIDENT	KATE SCHIEL COUNCIL PRESIDENT				
98.071.001									
436 TUALATIN CITY	812	627	77.2%	211	210				
437 HAZELBROOK	74	61	82.4%	27	12				
438 SE COUNTY	543	381	70.1%	110	118				
439 PCC	238	168	70.5%	2	2				
440 HILLSBORO-SOUTH	0	0	0.0%	0	0				
441 PORTLAND CITY	63	39	61.9%	20	8				
442 KEMMER RD	537	357	66.4%	117	112				
443 JENKINS/BASELINE	113	62	54.8%	18	20				
444 SPRINGVILLE	1739	1164	66.9%	380	384				
445 SCHOLLS HTS W	378	237	62.6%	81	68				
446 LOMBARD	1037	684	65.9%	261	203				
447 HWY 217 EAST	230	153	66.5%	58	38				
448 CEDAR HILLS	320	131	40.9%	41	42				
449 CANYON/217	22	14	63.6%	6	3				
450 WALKER RD	60	46	76.6%	11	17				
451 GRABHORN	471	285	60.5%	108	79				
452 JOHNSON/185TH	2303	1310	56.8%	365	450				
453 BASELINE/185TH	37	12	32.4%	5	4				
454 BULL MT SPLIT	2	0	0.0%	0	0				
*** TOTALS ***	217573	147229	67.6%	47955	44230				

WASHINGTON COUNTY, OREGON

Write-In Tally – General Election, November 5, 2002

CITY OFFICES (continued) AND METRO

NAME OF OFFICE	NAME OF CANDIDATE	TALLY
CITY OF SHERWOOD – MAYOR	MISCELLANEOUS	30
CITY OF SHERWOOD CITY COUNCIL	MISCELLANEOUS	1
CITY OF TIGARD – MAYOR	MISCELLANEOUS	16
CITY OF TIGARD CITY COUNCIL	MISCELLANEOUS	2
CITY OF TUALATIN – MAYOR	MISCELLANEOUS	18
CITY OF TUALATIN COUNCIL POS. #3	MISCELLANEOUS	6

METRO COUNCIL PRESIDENT

14 MISCELLANEOUS VOTES

**Exhibit A-12 of 12
Reso. No. 02-3257**

