

BEFORE THE COUNCIL OF THE
METROPOLITAN SERVICE DISTRICT

FOR THE PURPOSE OF ACCEPTING THE)	RESOLUTION NO. 86-703
1986 OREGON GENERAL ELECTION)	
ABSTRACT OF VOTES OF THE METRO-)	Introduced by the
POLITAN SERVICE DISTRICT)	Executive Officer
(WITH THE EXCEPTION OF CLACKAMAS)	
COUNTY ABSTRACT FOR BALLOT)	
MEASURE 26-19))	

WHEREAS, General elections were held in the state of Oregon November 4, 1986; and

WHEREAS, The positions of Metro Executive Officer and Councilor representing Districts 8 and 9 appeared on the General election ballot; and

WHEREAS, Ballot Measure 26-19, authorizing the Metropolitan Service District to finance, construct and operate a regional convention center and to issue up to \$65 million general obligation bonds, also appeared on the General election ballot; and

WHEREAS, ORS ch. 255.295 requires that Metro shall determine the result of the election no later than five days upon receipt of the abstract of votes; and


WHEREAS, The abstracts of votes from the counties of Multnomah, Washington and Clackamas were received by Metro on November 24, 1986 (with the exception of the Clackamas County abstract for Ballot Measure 26-19); now, therefore,

BE IT RESOLVED,

That the Council of the Metropolitan Service District has received the abstract of votes of the November 4, 1986, Oregon General election (with the exception of the Clackamas County

abstract for Ballot Measure 26-19) attached as Exhibit A, and determines that the voters of Multnomah and Washington counties of the District have approved Ballot Measure 26-19, and all District voters elected Rena Cusma as Executive Officer, Mike Bonner as Councilor, 8th District, and Tanya Collier, Councilor, 9th District.

ADOPTED by the Council of the Metropolitan Service District this 25th day of November, 1986.


Richard Waker, Presiding Officer

AMN
6530C/485-4
11/26/86

ATTACHMENT "A"

RECEIVED NOV 24 1986


STATE OF OREGON)
) SS
COUNTY OF MULTNOMAH)

THIS IS TO CERTIFY that the abstract of votes attached hereto correctly summarizes the tally of votes cast at the General Election held in Multnomah County, Oregon, on November 4, 1986.

WITNESS MY HAND and SEAL this 21st day of November, 1986.

Vicki K. Ervin

Vicki K. Ervin
Director of Elections
Multnomah County, Oregon



060	0	061	0	062	1	063	3	064	2	090	0	091	0	092	0	093	0	094	0
056	0	130	0	131	1	132	0	133	1	134	1	135	1	136	1	137	0	138	2
139	3	140	0	151	0	152	0	153	0	154	1	155	1	156	1	157	0	158	1
159	0	160	1	161	1	162	0	163	2	164	0	165	1	166	1	167	0	168	1
169	1	170	1	171	1	201	0	202	0	203	2	204	1	251	0	252	1	300	1
301	1	302	0	303	0	304	0	307	0	311	0	312	1	313	0	326	0	327	0
331	1	337	0	390	0	391	0	392	1	393	0	394	0	401	0	403	1	405	2
406	0	407	0	411	1	412	0	422	1	441	0	442	1	443	0	444	1	445	2
451	0	452	0	453	0	454	2	455	0	475	0	476	0	477	0	478	1	479	0
480	1	481	0	501	0	503	0	504	1	505	0	506	0	507	2	521	2	522	2
523	0	525	0	526	0	530	0	531	0	532	1	533	1	534	0	535	1	536	0
537	0	549	0	550	1	551	0	552	2	553	0	554	0	555	2	556	0	557	1
560	0	561	1	563	0	564	1	565	0	566	1	569	0	587	0				

VOTES CAST = 83

UNDERVOTES

PRE	TOTAL	PRE	TOTAL	PRE	TOTAL	PRE	TOTAL	PRE	TOTAL	PRE	TOTAL	PRE	TOTAL	PRE	TOTAL	PRE	TOTAL	PRE	TOTAL
001	114	002	135	004	123	005	165	006	99	007	130	008	103	009	1	010	104	011	124
031	88	032	109	033	104	034	119	035	111	036	112	037	60	038	161	039	142	045	39
050	43	051	99	052	118	053	131	054	130	055	83	056	106	057	139	058	74	059	115
060	99	061	111	062	172	063	123	064	150	090	0	091	19	092	16	093	24	094	1
096	154	130	148	131	189	132	174	133	109	134	115	135	153	136	128	137	80	138	163
139	182	140	51	151	129	152	95	153	102	154	123	155	165	156	152	157	67	158	178
159	97	160	186	161	199	162	133	163	109	164	132	165	161	166	148	167	205	168	152
169	149	170	112	171	122	201	114	202	181	203	121	204	84	251	0	252	29	300	131
301	175	302	122	303	82	304	156	307	41	311	107	312	38	313	41	326	134	327	75
331	143	337	0	390	114	391	96	392	114	393	89	394	143	401	92	403	90	405	136
406	51	407	34	411	223	412	145	422	47	441	135	442	53	443	185	444	128	445	100
451	181	452	113	453	112	454	172	455	44	475	135	476	133	477	95	478	94	479	129
480	149	481	119	501	109	503	119	504	93	505	115	506	86	507	135	521	126	522	179
523	116	525	92	526	129	530	104	531	130	532	75	533	125	534	140	535	130	536	139
537	109	549	115	550	98	551	127	552	144	553	85	554	110	555	88	556	163	557	93
560	87	561	101	563	48	564	68	565	64	566	65	569	15	587	30				

VOTES CAST = 17,484

TOTALVOTES

PRE	TOTAL	PRE	TOTAL	PRE	TOTAL	PRE	TOTAL	PRE	TOTAL	PRE	TOTAL	PRE	TOTAL	PRE	TOTAL	PRE	TOTAL	PRE	TOTAL
001	524	002	795	004	521	005	649	006	509	007	649	008	442	009	20	010	495	011	546
031	311	032	415	033	447	034	462	035	627	036	478	037	260	038	642	039	607	045	171
050	254	051	433	052	489	053	558	054	498	055	370	056	499	057	622	058	399	059	569
060	529	061	560	062	669	063	563	064	675	090	0	091	127	092	75	093	130	094	9
096	693	130	708	131	745	132	597	133	547	134	502	135	661	136	523	137	311	138	742
139	807	140	252	151	535	152	393	153	379	154	525	155	562	156	672	157	337	158	751
159	411	160	771	161	802	162	487	163	522	164	529	165	715	166	645	167	797	168	620
169	616	170	437	171	504	201	532	202	660	203	575	204	441	251	5	252	100	300	524
301	653	302	461	303	388	304	629	307	143	311	353	312	146	313	235	326	564	327	295
331	557	337	1	390	540	391	453	392	496	393	461	394	606	401	330	403	459	405	616
406	220	407	135	411	1,019	412	582	422	168	441	512	442	278	443	727	444	570	445	432
451	578	452	538	453	522	454	734	455	179	475	595	476	580	477	402	478	443	479	501
480	658	481	453	501	457	503	606	504	387	505	491	506	369	507	509	521	476	522	404
523	314	525	441	526	548	530	422	531	570	532	393	533	500	534	565	535	624	536	515
537	478	549	442	550	436	551	539	552	711	553	393	554	492	555	329	556	716	557	395
560	370	561	406	563	259	564	319	565	269	566	293	569	78	587	104				

VOTES CAST = 74,365

I CERTIFY THAT THE VOTES RECORDED ON THIS ABSTRACT CORRECTLY * BY :
* SUMMARIZE THE RESULT OF VOTES CAST AT THE ELECTION INDICATED. *

DATE OF ABSTRACT :
NOV 14 1986



METRO SERVICE DISTRICT
EXECUTIVE OFFICE
FOUR YEAR TERM

CUSMA RENA

PRE	TOTAL	PRE	TOTAL	PRE	TOTAL	PRE	TOTAL	PRE	TOTAL	PRE	TOTAL	PRE	TOTAL	PRE	TOTAL	PRE	TOTAL	PRE	TOTAL
001	256	002	354	004	229	005	241	006	247	007	277	008	180	009	14	010	223	011	236
031	104	032	169	033	186	034	197	035	290	036	190	037	120	038	251	039	231	045	56
050	118	051	186	052	217	053	258	054	198	055	161	056	218	057	273	058	187	059	242
060	245	061	196	062	286	063	251	064	254	090	0	091	57	092	31	093	76	094	5
096	335	130	289	131	281	132	221	133	238	134	204	135	278	136	238	137	133	138	308
139	332	140	118	151	216	152	181	153	158	154	228	155	211	156	256	157	154	158	314
159	158	160	299	161	311	162	186	163	208	164	233	165	272	166	290	167	317	168	256
169	250	170	181	171	253	201	219	202	246	203	307	204	191	251	5	252	40	300	219
301	252	302	175	303	180	304	263	307	59	311	138	312	56	313	109	326	247	327	131
331	255	337	0	390	225	391	175	392	223	393	223	394	250	401	133	403	199	405	280
406	85	407	44	411	449	412	264	422	63	441	203	442	112	443	300	444	270	445	161
451	224	452	214	453	220	454	327	455	66	475	254	476	266	477	173	478	170	479	188
480	248	481	174	501	191	503	254	504	156	505	224	506	162	507	205	521	199	522	130
523	103	525	181	526	234	530	177	531	252	532	186	533	211	534	238	535	280	536	211
537	207	549	177	550	175	551	266	552	311	553	172	554	218	555	124	556	299	557	169
560	161	561	170	563	117	564	148	565	131	566	130	569	38	587	36				

VOTES CAST = 31,325

GUSTAFSON RICK

PRE	TOTAL	PRE	TOTAL	PRE	TOTAL	PRE	TOTAL	PRE	TOTAL	PRE	TOTAL	PRE	TOTAL	PRE	TOTAL	PRE	TOTAL	PRE	TOTAL
001	154	002	255	004	169	005	242	006	162	007	241	008	159	009	5	010	168	011	186
031	118	032	136	033	157	034	146	035	226	036	176	037	80	038	228	039	233	045	76
050	92	051	148	052	154	053	169	054	170	055	126	056	175	057	209	058	138	059	212
069	185	061	253	062	210	063	186	064	269	090	0	091	51	092	28	093	30	094	3
096	204	130	271	131	274	132	202	133	199	134	182	135	229	136	156	137	98	138	269
139	290	140	83	151	190	152	117	153	119	154	173	155	185	156	263	157	116	158	258
159	156	160	285	161	291	162	168	163	203	164	164	165	281	166	206	167	275	168	211
169	217	170	143	171	128	201	199	202	233	203	145	204	165	251	0	252	30	300	173
301	225	302	164	303	126	304	210	307	43	311	108	312	51	313	85	326	183	327	89
331	158	337	1	390	201	391	182	392	158	393	149	394	213	401	105	403	169	405	198
406	84	407	57	411	346	412	173	422	57	441	174	442	112	443	242	444	171	445	169
451	173	452	211	453	190	454	233	455	69	475	206	476	181	477	134	478	178	479	184
480	260	481	160	501	157	503	233	504	137	505	152	506	121	507	167	521	149	522	93
523	95	525	166	526	184	530	141	531	188	532	131	533	163	534	187	535	213	536	165
537	162	549	150	550	162	551	146	552	254	553	136	554	164	555	115	556	254	557	132
560	122	561	134	563	94	564	102	565	74	566	97	569	25	587	38				

VOTES CAST = 25,463

OVERVOTES

PRE	TOTAL	PRE	TOTAL	PRE	TOTAL	PRE	TOTAL	PRE	TOTAL	PRE	TOTAL	PRE	TOTAL	PRE	TOTAL	PRE	TOTAL	PRE	TOTAL
001	0	002	1	004	0	005	1	006	1	007	1	008	0	009	0	010	0	011	0
031	1	032	1	033	0	034	0	035	0	036	0	037	0	038	2	039	1	045	0
050	1	051	0	052	0	053	0	054	0	055	0	056	0	057	1	058	0	059	0

GENERAL ELECTION, NOVEMBER 4, 1986 EXECUTIVE OFFICER, METROPOLITAN SERVICE DISTRICT												
36	REGISTRATION	BALLOTS CAST	TURNOUT	FOR MSD EXECUTIVE OFFICER BLANK	OVER-VOTES	RENA CUSMA	RICK GUSTAFSON	WRIFE 1/15				
PCT 0102	100	78	78.0	8	0	44	26					
PCT 0122	0	3	60.0	0	0	0	1					
PCT 0140	0	0	0.0	0	0	0	0					
PCT 0151	12	8	66.6	0	0	7	1					
PCT 0152	0	0	0.0	0	0	0	0					
PCT 0156	73	45	61.6	7	0	21	17					
PCT 0167	11	7	63.6	2	0	3	3					
PCT 0171	102	70	68.6	7	0	32	23	1				
PCT 0331	7	4	57.1	1	0	2	1					
PCT 0407	439	286	65.1	62	0	103	118					
PCT 0421	94	58	61.7	13	0	24	21					
PCT 0422	78	62	79.4	8	0	30	24					
PCT 0500	2	2	100.0	0	0	1	1					
PCT 0503	34	18	52.9	3	0	7	5					
PCT 0504	0	0	0.0	0	0	0	0					
PCT 0516	0	0	0.0	0	0	0	0					
PCT 0518	31	20	64.5	4	0	11	5					
PCT 0535	38	33	86.8	0	0	17	12					
PCT 0536	0	0	0.0	0	0	0	0					
PCT 0556	51	34	66.6	7	0	10	17					
PCT 0571	51	39	76.4	9	0	14	15					
PCT 0589	29	20	68.9	4	0	7	9					
PCT 0599	0	0	0.0	0	0	0	0					
PCT 0600	114	82	71.9	12	0	32	38					
PCT 0601	0	0	0.0	0	0	0	0					
PCT 0602	140	86	61.4	19	0	25	40					
PCT 0603	0	0	0.0	0	0	0	0					
PCT 1001	384	278	72.3	42	0	168	65					
PCT 1002	206	137	66.5	29	0	67	41					
PCT 1012	384	213	55.4	37	0	106	68	2				
PCT 1013	807	537	66.5	100	0	280	155					
PCT 1014	1044	728	69.7	122	1	394	208	1				
PCT 1017	817	463	56.5	75	0	260	127	1				
PCT 1019	891	633	71.0	86	0	336	211					
PCT 1025	680	395	58.0	78	4	171	138	3				
PCT 1028	695	421	60.5	90	2	219	104	1				
PCT 1031	490	277	56.5	49	0	156	71					
PCT 1034	697	415	59.5	87	0	236	91					
PCT 1040	709	343	48.3	68	0	161	112					
PCT 1043	1147	632	55.1	145	0	314	169	1				
PCT 1045	454	344	75.7	45	0	184	114					
PCT 1047	395	236	59.7	37	0	118	80	1				
PCT 1049	924	529	57.2	110	0	264	152	1				
PCT 1053	775	289	37.2	50	0	135	101	1				
PCT 1101	532	395	74.2	58	0	215	121					
PCT 1103	672	443	65.9	76	1	214	148	2				
PCT 1107	515	324	62.9	62	0	163	97	1				
PCT 1117	858	593	69.1	113	0	289	187					
PCT 1118	602	298	49.5	59	1	143	90	1				
PCT 1133	409	240	58.6	47	0	122	68					
PCT 1143	815	438	53.6	64	3	216	155					
PCT 1155	863	515	59.6	94	3	242	174					
PCT 1156	826	584	70.7	86	0	278	218					
PCT 1158	592	439	74.1	65	1	224	146					
PCT 1160	820	525	64.0	111	2	250	161					
PCT 1162	510	315	61.7	41	0	176	95					
PCT 1163	292	189	64.7	31	0	99	56	2				
PCT 1164	431	314	72.8	48	0	165	101					
PCT 1165	566	419	74.0	63	0	230	126					
PCT 1170	420	307	73.0	48	0	156	103					
PCT 1171	403	298	73.9	45	0	136	117					
PCT 1172	676	519	76.7	98	0	270	150					
PCT 1173	825	647	78.4	99	0	352	194					
PCT 1177	825	429	52.0	118	0	201	108					
PCT 1179	453	316	69.7	62	0	168	86					
PCT 1182	686	414	60.3	78	1	203	130					
PCT 1183	399	232	58.1	48	0	121	63					
PCT 1184	422	304	72.0	49	1	156	96					
PCT 1186	880	660	75.0	115	0	360	184					
PCT 1189	1030	747	72.5	136	0	394	216					
PCT 1195	997	584	58.5	102	0	297	183					
PCT 1200	728	493	67.7	101	0	270	121					

GENERAL ELECTION, NOVEMBER 4, 1986 EXECUTIVE OFFICER, METROPOLITAN SERVICE DISTRICT													
36	REGISTRATION	BALLOTS CAST	TURNOUT	FOR MSD EXECUTIVE OFFICER BLANK	OVER-VOTES	RENA CUSMA	RICK GUSTAFSON	WRITERS					
PCT 1205	867	617	71.1	125	1	313	176	1					
PCT 1206	1036	715	69.0	126	1	336	250						
PCT 1207	902	611	67.7	110	1	304	193						
PCT 1210	512	375	73.2	72	1	178	123						
PCT 1211	611	448	73.3	70	0	238	140						
PCT 1213	786	436	55.4	120	0	197	114	1					
PCT 1215	858	632	73.6	120	0	331	179	1					
PCT 1216	723	456	63.0	76	0	229	147						
PCT 1220	742	453	61.0	90	0	243	116						
PCT 1222	586	432	73.7	85	1	209	135	1					
PCT 1223	691	493	71.3	92	0	235	165	1					
PCT 1224	900	643	71.4	73	0	368	200						
PCT 1225	974	626	64.2	115	1	319	189						
PCT 1226	832	620	74.5	93	1	326	199						
PCT 1229	931	718	77.1	107	0	390	221						
PCT 1230	1244	882	70.9	141	1	436	302						
PCT 1232	1108	822	74.1	142	1	410	265	1					
PCT 1233	1036	798	77.0	116	1	422	255						
PCT 1234	933	719	77.0	106	2	345	265						
PCT 1237	707	533	75.1	80	0	294	156	1					
PCT 1238	1238	755	60.9	144	1	357	251						
PCT 1240	673	509	75.6	80	1	265	162						
PCT 1243	590	406	68.8	66	1	215	120	1					
PCT 1244	828	590	71.2	97	0	270	221						
PCT 1245	699	498	71.2	98	1	239	158						
PCT 1246	787	573	72.8	87	1	284	200						
PCT 1248	798	616	77.1	112	0	323	177	1					
PCT 1250	717	516	71.9	104	2	217	189	1					
PCT 1251	945	658	69.6	97	1	332	222	2					
PCT 1252	458	329	71.8	62	1	165	99						
PCT 1305	953	394	41.3	67	0	179	144						
PCT 1308	849	217	25.6	37	0	88	90						
PCT 1313	682	420	61.5	85	0	201	132						
PCT 1315	1292	822	63.6	129	1	416	270	1					
PCT 1320	550	297	54.0	76	0	131	88						
PCT 1321	63	41	65.0	11	0	17	13						
PCT 1400	1388	859	61.8	172	0	387	298						
PCT 1500	260	208	80.0	38	0	96	72						
PCT 1503	150	107	71.3	22	0	49	36						
PCT 1507	434	316	72.8	45	0	173	95						
PCT 1512	523	382	73.0	64	0	182	136						
PCT 1515	562	391	69.5	68	0	183	139						
PCT 1533	537	400	74.4	63	2	193	142						
PCT 1546	471	351	74.5	52	0	155	144						
PCT 2002	1098	604	55.0	76	1	249	250	1					
PCT 2003	1111	676	60.8	105	1	268	295						
PCT 2005	657	409	62.2	58	2	170	176						
PCT 2015	906	590	65.1	70	0	263	255						
PCT 2018	1016	658	64.7	105	0	269	282	2					
PCT 2021	651	362	55.6	52	0	151	158						
PCT 2023	900	532	59.1	72	0	205	250	1					
PCT 2025	826	272	32.9	45	0	96	128						
PCT 2026	964	576	59.7	84	1	221	265	1					
PCT 2027	1131	665	58.7	90	3	288	277	1					
PCT 2028	574	368	64.1	63	0	147	156						
PCT 2029	682	420	61.5	59	1	184	176						
PCT 2034	699	445	63.6	69	0	179	194						
PCT 2043	714	431	60.3	81	0	169	177	1					
PCT 2046	616	337	54.5	49	0	153	133						
PCT 2049	620	411	66.2	69	0	187	154	1					
PCT 2050	1025	657	64.0	90	2	284	279						
PCT 2051	880	634	72.0	86	1	311	235						
PCT 2061	1004	693	69.0	74	0	341	255	1					
PCT 2074	1072	749	69.8	120	2	343	281						
PCT 2077	773	503	65.0	79	0	253	171						
PCT 2083	478	277	57.9	42	1	106	127						
PCT 2086	605	378	62.4	49	1	166	161						
PCT 2096	667	334	50.0	50	2	139	140	1					
PCT 2099	1227	521	42.4	73	4	189	230						
PCT 2100	751	498	66.3	85	0	209	202						
PCT 2107	792	544	68.6	90	0	231	216	1					
PCT 2109	1166	771	66.1	99	0	337	332						

GENERAL ELECTION, NOVEMBER 4, 1986 EXECUTIVE OFFICER, METROPOLITAN SERVICE DISTRICT													
36	REGISTRATION	BALLOTS CAST	TURNOUT	FOR MSD EXECUTIVE OFFICER BLANK	OVER-VOTES	RENA CUSMA	RICK GUSTAFSON	WRTG TNS					
PCT 2114	711	499	70.1	93	1	215	188						
PCT 2115	450	434	66.7	65	1	193	171						
PCT 2116	502	325	64.7	58	0	124	141						
PCT 2118	868	494	56.9	84	0	210	192						
PCT 2123	738	450	60.9	64	0	208	175						
PCT 2135	420	203	48.3	22	0	94	86						
PCT 2139	554	243	43.8	32	0	71	134						
PCT 2142	445	456	70.6	63	0	238	153						
PCT 3004	1116	577	51.7	99	0	258	213						
PCT 3008	1002	658	65.6	82	0	321	251						
PCT 3014	581	392	67.4	50	1	169	168						
PCT 3016	741	404	54.5	66	3	169	158						
PCT 3021	1255	787	62.7	109	0	372	301						
PCT 3026	733	379	51.7	48	2	170	154						
PCT 3027	654	372	56.8	53	1	164	147						
PCT 3032	845	558	66.0	74	0	268	214						
PCT 3034	731	514	70.3	82	1	268	161						
PCT 3039	761	435	57.1	67	0	228	140						
PCT 3040	647	333	51.4	59	1	120	146						
PCT 3042	1201	505	42.0	103	2	186	208						
PCT 3052	911	708	77.7	97	0	332	273						
PCT 3058	1156	744	64.3	109	0	352	275						
PCT 3063	1223	632	51.6	86	2	270	261						
PCT 3071	774	359	46.3	63	1	121	166						
PCT 3073	843	422	50.0	69	2	162	175						
PCT 3080	1226	912	74.3	136	0	479	295						
PCT 3086	831	578	69.5	81	0	300	176						
PCT 3090	973	719	73.8	105	1	384	224						
PCT 3094	646	494	76.4	73	1	260	159						
PCT 3097	1210	815	67.3	100	0	422	286						
PCT 3105	710	430	60.5	71	2	180	174						
PCT 3109	1099	832	75.7	109	1	466	256						
PCT 3113	1220	934	76.5	121	0	475	332						
PCT 3122	780	572	73.3	85	0	304	178						
PCT 3126	469	331	70.5	49	1	151	129						
PCT 3128	861	624	72.4	94	0	330	199						
PCT 3132	673	483	71.7	62	1	248	172						
PCT 3133	948	708	74.6	104	0	386	212						
PCT 3138	1109	822	74.1	139	1	378	298						
PCT 3143	929	695	74.8	89	0	346	258						
PCT 3144	904	666	73.6	98	1	305	256						
PCT 3151	1091	662	60.6	112	1	301	239						
PCT 3155	468	193	41.2	38	0	83	67						
PCT 3156	774	577	74.5	85	1	273	213						
PCT 3160	747	502	67.2	79	0	231	186						
PCT 3163	1005	702	69.8	129	3	320	244						
PCT 3165	1059	733	69.2	126	0	383	222						
PCT 3170	564	411	72.8	78	1	192	140						
PCT 3174	903	644	71.3	100	0	334	205						
PCT 3177	1177	796	67.6	135	0	395	261						
PCT 3185	606	455	75.0	61	1	228	165						
PCT 3186	796	554	69.5	74	0	281	198						
PCT 3193	868	601	69.2	101	1	277	222						
PCT 3196	1040	715	68.7	115	1	343	255						
PCT 3199	479	369	77.0	67	0	177	122						
PCT 3203	1161	841	72.4	116	0	408	316						
PCT 3205	744	494	66.3	75	1	219	196						
PCT 3212	733	523	71.3	89	1	264	166						
PCT 3217	350	235	67.1	34	0	111	88						
PCT 3219	850	614	72.2	100	1	259	252						
PCT 3223	576	344	59.5	63	0	164	133						
PCT 3226	1095	757	69.1	133	0	294	325						
PCT 3233	863	597	69.1	117	2	227	246						
PCT 3234	869	521	59.9	117	0	204	197						
PCT 3237	792	521	65.7	78	0	223	215						
PCT 3240	1055	746	70.7	132	1	330	279						
PCT 3245	732	499	68.1	69	0	230	177						
PCT 3248	698	486	69.6	77	0	229	179						
PCT 3249	381	212	55.6	33	0	89	70						
PCT 3253	1196	743	62.1	106	1	377	253						
PCT 3258	1060	756	71.3	105	0	381	267						
PCT 3259	1179	778	65.9	152	3	365	253						

GENERAL ELECTION, NOVEMBER 4, 1986 EXECUTIVE OFFICER, METROPOLITAN SERVICE DISTRICT												
36	REGISTRATION	BALLOTS CAST	TURNOUT	FOR MSD EXECUTIVE OFFICER BLANK	OVER-VOTES	RENA CUSMA	RICK GUSTAFSON	WRITE IN'S				
PCT 4132	841	638	75.8	115	0	283	236					
PCT 4143	944	627	66.4	82	0	309	231					
PCT 4144	889	445	50.0	65	1	225	151					
PCT 4147	903	581	64.3	97	0	282	200					
PCT 4152	761	502	65.9	83	0	248	167					
PCT 4155	555	402	72.4	53	1	186	159					
PCT 4156	474	320	67.5	54	0	141	123					
PCT 4158	837	531	63.4	99	0	214	217					
PCT 4160	857	544	63.4	73	1	241	226					
PCT 4162	686	457	66.6	61	0	233	162					
PCT 4167	836	590	70.5	86	0	294	204					
PCT 4176	803	552	68.7	88	1	265	192					
PCT 4178	450	404	62.1	59	0	187	156					
PCT 4181	349	207	59.3	34	0	87	85					
PCT 4182	424	279	65.8	44	1	120	112					
PCT 4185	761	482	63.3	71	2	223	184					
PCT 4188	815	502	61.5	73	2	222	198					
PCT 4190	646	409	63.3	41	0	204	161					
PCT 4191	988	647	65.4	86	0	282	271					
PCT 4196	910	484	53.1	83	3	189	205					
PCT 4202	711	513	72.1	88	0	242	182					
PCT 4203	855	521	60.9	70	0	234	217					
PCT 4206	557	337	60.5	54	0	132	146					
PCT 4208	723	401	55.4	67	0	170	163					
PCT 4211	773	427	55.2	53	1	188	181					
PCT 4216	994	550	55.3	82	1	233	227					
PCT 4218	709	449	63.3	65	0	221	160					
PCT 4221	757	450	59.4	78	1	174	193					
PCT 4223	493	308	62.4	53	1	167	87					
PCT 4228	906	504	55.6	77	1	212	211					
PCT 4231	1065	636	59.7	103	1	280	248					
PCT 4236	874	549	62.8	95	0	240	208					
PCT 4240	1261	803	63.6	138	0	347	313					
PCT 4242	584	342	58.5	57	3	152	128					
PCT 4243	679	434	63.9	88	0	206	136					
PCT 4244	406	302	74.3	38	0	158	104					
PCT 4246	894	553	61.8	90	0	288	192					
PCT 4248	1154	777	67.3	125	1	337	311					
PCT 4250	815	612	75.0	101	0	273	235					
PCT 4251	511	358	70.0	46	0	173	137					
PCT 4254	546	290	53.1	131	0	100	56					
PCT 4256	1011	663	65.5	93	0	297	270					
PCT 4259	1013	775	76.5	127	3	336	305					
PCT 4263	521	380	72.9	52	0	189	138					
PCT 4264	842	612	72.6	76	0	306	208					
PCT 4265	638	480	75.2	78	0	235	165					
PCT 4268	520	401	77.1	61	0	221	117					
PCT 4271	850	676	79.5	110	0	349	212					
PCT 4278	1374	961	69.9	167	2	422	365					
PCT 4279	1242	846	68.1	124	2	374	340					
PCT 4282	1115	859	77.0	123	0	414	320					
PCT 4284	370	286	77.2	33	0	137	116					
PCT 4285	709	485	68.4	76	0	212	196					
PCT 4294	933	615	65.9	106	0	293	215					
PCT 4295	990	636	64.2	123	1	278	228					
PCT 4302	174	129	74.1	12	0	70	47					
PCT 4307	606	308	50.8	40	0	161	104					
PCT 4309	306	228	74.5	36	0	94	97					
PCT 4313	1092	812	74.3	121	1	412	272					
PCT 4314	927	601	64.8	93	0	281	222					
PCT 4319	1138	822	72.2	122	2	362	333					
PCT 4320	99	59	59.5	10	0	30	19					
PCT 4321	586	345	58.8	63	1	139	159					
PCT 4322	272	188	69.1	32	0	75	81					
PCT 4323	584	408	69.8	62	0	174	166					
PCT 4324	204	156	76.4	21	0	66	68					
PCT 4325	115	79	68.6	18	0	31	30					
PCT 4326	588	439	74.6	56	2	197	181					
PCT 4327	100	52	52.0	5	0	26	21					
PCT 4328	278	177	63.6	33	0	82	62					
PCT 4329	263	185	70.3	37	0	65	82					
PCT 4330	13	6	46.1	2	0	2	2					

GENERAL ELECTION, NOVEMBER 4, 1986 EXECUTIVE OFFICER, METROPOLITAN SERVICE DISTRICT												
36	REGISTRATION	BALLOTS CAST	TURNOUT	FOR MSD EXECUTIVE OFFICER BLANK	OVER-VOTES	RENA GUSMA	RICK GUSTAFSON	WRITE IN'S				
PCT 5026	636	444	69.8	80	1	187	174					
PCT 5029	554	437	78.8	59	0	214	160					
PCT 5042	592	413	69.7	71	0	188	152					
PCT 5053	204	148	72.5	32	0	67	48					
PCT 5069	402	321	79.8	47	1	151	121					
PCT 5073	454	324	71.3	61	0	110	149					
PCT 5076	909	663	72.9	110	1	294	254					
PCT 5077	427	305	71.4	44	0	136	125					
PCT 5078	1027	686	66.7	117	0	288	277					
PCT 5080	227	128	56.3	30	0	47	47					
PCT 5083	722	456	63.1	66	1	206	183					
PCT 5086	634	419	66.0	66	0	190	163					
PCT 5088	73	46	63.0	7	0	25	14					
PCT 5401	270	206	76.2	29	0	100	77					
PCT 5403	580	456	78.6	88	0	209	158					
PCT 5405	451	328	72.7	54	1	137	134					
PCT 5408	552	407	73.7	62	0	184	161					
PCT 5409	805	618	76.7	87	1	266	259					
PCT 5410	795	541	68.0	90	2	225	221					
PCT 5418	965	678	70.2	117	0	291	265					
PCT 5420	541	368	68.0	55	0	146	164					
PCT 5422	999	769	76.9	123	0	301	342					
PCT 5424	332	239	71.9	49	0	101	87					
PCT 5428	561	359	63.9	52	1	178	128					
PCT 5429	527	382	72.4	66	0	160	152					
PCT 5430	868	618	71.1	111	0	232	269					
PCT 5431	863	603	69.8	83	0	271	244					
PCT 5432	225	172	76.4	18	0	82	71					
PCT 5433	610	423	69.3	60	2	170	188					
PCT 5436	821	644	78.4	94	0	279	268					
PCT 5439	475	368	77.4	44	0	171	151					
PCT 5441	430	508	80.6	77	0	197	233					
PCT 5442	1013	745	73.5	113	1	274	355					
PCT 5443	929	673	72.4	104	0	315	249					
PCT 5505	459	459	69.6	72	0	204	179					
PCT 5507	843	623	73.9	96	1	316	207					
PCT 5509	536	382	71.2	64	0	161	155					
PCT 5512	1071	756	70.5	111	1	330	307					
PCT 5513	842	617	73.2	114	0	281	216					
PCT 5516	675	509	75.4	92	0	210	204					
PCT 5518	454	332	73.1	41	0	159	129					
PCT 5519	870	615	70.6	98	0	294	220					
PCT 5526	60	45	75.0	6	0	22	14					
PCT 5528	243	139	57.2	32	0	53	54					
PCT 5531	349	201	57.5	32	0	89	79					
PCT 5537	326	241	73.9	33	1	99	108					
PCT 5538	644	366	56.8	54	0	168	141					
PCT 5540	611	404	66.1	57	0	188	153					
PCT 5541	155	81	52.2	11	0	37	32					
PCT 5545	927	552	59.5	89	0	254	205					
PCT 5546	766	532	69.4	62	0	244	225					
PCT 5549	577	363	62.9	53	0	156	152					
PCT 5550	696	468	67.2	75	0	180	210					
PCT 5551	757	520	68.6	74	1	257	182					
PCT 5552	1109	816	73.5	107	0	382	346					
PCT 5556	789	519	65.7	58	0	250	203					
PCT 5558	149	92	61.7	15	0	46	29					
PCT 5561	763	482	63.1	57	0	225	196					
PCT 5562	557	364	65.3	44	1	183	134					
PCT 5567	525	293	55.8	52	1	122	115					
PCT 5571	554	338	61.0	63	2	143	129					
PCT 5574	428	234	54.6	37	1	89	105					
PCT 5579	569	345	60.6	44	0	134	162					
PCT 5584	364	222	60.9	44	2	88	88					
PCT 5587	593	397	66.9	47	0	174	175					
PCT 5588	575	411	71.4	55	0	158	194					
PCT 5590	700	511	73.0	78	1	218	207					
PCT 5591	655	423	64.5	41	1	183	174					
PCT 5593	909	655	72.0	95	0	289	268					
PCT 5596	599	433	72.2	66	0	169	196					
PCT 5801	873	645	73.8	96	1	283	261					
PCT 5802	561	415	73.9	54	2	200	158					

GENERAL ELECTION, NOVEMBER 4, 1986 EXECUTIVE OFFICER, METROPOLITAN SERVICE DISTRICT												
36	REGISTRATION	BALLOTS CAST	TURNOUT	FOR MSD EXECUTIVE OFFICER BLANK	OVER-VOTES	RENA CUSMA	RICK GUSTAFSON					
PCT 5805	720	510	70.8	64	1	225	216					
PCT 5806	501	357	71.2	57	0	127	170					
PCT 5807	519	273	52.6	33	1	118	120					
PCT 5809	633	442	69.8	70	0	182	186					
PCT 5810	465	308	66.2	49	0	124	129					
PCT 5812	547	398	72.7	44	1	184	147					
PCT 5814	1015	769	75.7	99	0	377	289					
PCT 5816	753	550	73.0	86	0	272	189					
PCT 5818	761	557	73.1	79	1	216	259					
PCT 5820	881	641	72.7	102	2	253	279					
PCT 5822	297	219	73.7	34	0	103	81					
PCT 5823	812	565	69.5	89	1	267	204					
PCT 5824	869	657	75.6	104	0	319	230					
PCT 5825	977	726	74.3	110	3	276	329					
PCT 5828	773	564	72.9	101	0	224	237					
PCT 5829	619	466	75.2	60	1	231	174					
PCT 5830	483	303	62.7	47	1	118	137					
PCT 5834	309	221	71.5	33	1	82	103					
PCT 5839	393	279	70.9	44	0	119	115					
PCT 5840	1138	814	71.5	137	0	336	336					
PCT 5841	469	351	74.8	49	0	153	149					
PCT 5842	533	400	75.0	61	0	192	145					
PCT 5843	547	419	76.5	58	1	192	165					
PCT 5845	799	513	64.2	89	0	226	195					
PCT 5846	948	701	73.9	106	2	322	268					
PCT 5850	484	348	71.9	61	0	121	162					
PCT 5851	1193	851	71.3	126	2	365	358					
PCT 5853	725	543	74.8	104	1	202	233					
PCT 5854	1002	719	71.7	119	0	298	294					
PCT 5855	998	783	78.4	135	1	343	298					
PCT 5857	898	643	71.6	96	0	295	251					
PCT 5858	837	617	73.7	76	0	262	274					
PCT 5859	1046	734	70.1	129	0	269	334					
PCT 5860	1285	949	73.8	146	1	426	374					
PCT 5861	1068	838	78.4	139	1	332	366					
PCT 5862	209	149	71.2	19	0	72	58					
PCT 5863	366	278	75.9	43	0	133	100					
PCT 5864	602	436	72.4	69	0	177	186					
PCT 5900	585	461	78.8	78	0	190	189					
PCT 5901	269	220	81.7	42	0	100	77					
PCT 5902	354	238	67.2	40	0	96	102					
PCT 5903	11	8	72.7	2	0	2	4					
ABSENTEE TOTALS	327194	16783	5.1	2630	21	7354	6716					
GRAND TOTALS	327194	236421	72.2	37843	274	109506	87487	25				

Handwritten signature: Rick Gustafson

Handwritten mark: -P-

Handwritten mark: 25

11/07/86
09:39 AM

NOVEMBER GENERAL

WASHINGTON COUNTY ELECTIONS

345 E. MAIN ST.
HILLSBORO, OR 97123

SOIL & WATER - DIRECTOR, ZONE 4 - 4 YR TERM

- 01 - ELDON G. BOGE
- 02 - OVERTOTES
- 03 - UNDERVOTES

SOIL & WATER - DIRECTOR, ZONE 5 - 4 YR TERM

- 04 - RALPH DUYCK
- 05 - OVERTOTES
- 06 - UNDERVOTES

SOIL & WATER - DIRECTOR AT LARGE - 4 YR TERM

- 07 - CALVIN KRAHMER
- 08 - OVERTOTES
- 09 - UNDERVOTES

METROPOLITAN SERVICE EXECUTIVE OFFICER
AT LARGE

- 10 - RENA CUSMA
- 11 - RICK GUSTAFSON
- 12 - OVERTOTES
- 13 - UNDERVOTES

	01	02	03	04	05	06	07	08	09	10	11	12	13
0001 0001 TUALATIN E	99	0	157	103	0	153	100	0	156	70	52	7	66
0002 0002 SHERWOOD M	414	0	645	408	0	651	427	0	632	384	294	47	334
0003 0003 HOPKINS SC	127	0	172	123	0	176	132	0	167				
0004 0004 TUAL CITY	155	0	172	152	0	175	149	0	178	109	108	15	95
0005 0005 TOWN HALL	342	0	532	341	0	533	332	0	542	313	226	62	273
0007 0007 DURHAM SCH	171	0	196	166	0	201	164	0	203	166	102	9	90
0009 0009 CHRIST KIN	392	0	428	381	0	439	393	0	427	330	248	41	201
0010 0010 ALDHA HIGH	439	0	520	443	0	516	438	0	521	409	256	57	237
0011 0011 GRONER SCH	204	0	271	202	0	273	197	0	278	39	20	4	32
0012 0012 GRONER SCH	310	0	427	320	0	417	331	0	406				
0013 0013 WITCH HAZE	133	0	166	137	0	162	131	0	168	71	36	2	36
0014 0014 COOPER MTN	218	0	332	219	0	331	210	0	340	183	119	17	115
0016 0016 METZGER PK	445	0	615	444	0	616	442	0	618	483	256	55	266
0017 0017 METZGER ME	216	0	266	220	0	262	225	0	257	202	132	20	128
0018 0018 EDWARD BYR	381	0	378	374	0	385	378	0	381	281	234	38	206
0019 0019 MTN VIEW S	383	0	466	380	0	469	380	0	469	369	226	44	210
0020 0020 CHEHALEM S	385	0	482	383	0	484	387	0	480	318	243	59	247
0021 0021 WASH CO LI	249	0	295	251	0	293	250	0	294	221	150	34	139
0022 0022 BUTTERNUT	330	0	441	331	0	440	325	0	446	377	172	33	189
0023 0023 BUTTERNUT	407	0	408	409	0	406	401	0	414	409	184	36	186
0024 0024 TUAL COMM	295	0	410	293	0	412	293	0	412	253	211	35	206
0025 0025 TOWN HALL	272	0	389	260	0	401	268	0	393	258	181	34	188
0026 0026 GARDEN HDM	277	0	344	279	0	342	273	0	348	264	176	38	143
0027 0027 METZGER PK	261	0	418	258	0	421	261	0	418	247	177	36	219
0028 0028 FOWLER JR	235	0	289	227	0	297	233	0	291	199	150	35	140
0029 0029 EDWARD BYR	365	0	451	360	0	456	360	0	456	271	245	35	265
0030 0030 TIGARD COM	308	0	396	302	0	402	301	0	403	277	201	40	186
0031 0031 C F TIGARD	329	0	391	328	0	392	327	0	393	292	194	38	196
0032 0032 C F TIGARD	290	0	369	293	0	366	288	0	371	251	200	23	185
0033 0033 FOWLER JR	390	0	481	393	0	478	384	0	487	337	236	48	250
0034 0034 JAMES TEMP	307	0	337	302	0	342	307	0	337	250	189	27	178
0035 0035 PHIL LEWIS	188	0	255	194	0	249	197	0	246	190	118	24	111
0036 0036 TUAL CITY	229	0	238	222	0	245	228	0	239	171	129	21	146
0037 0037 HAZELDALE	252	0	345	253	0	344	252	0	345	2	0	0	0
0038 0038 ELDORADO V	222	0	301	214	0	309	210	0	313	168	106	28	97
0039 0039 TUALATIN E	87	0	120	88	0	119	92	0	115	99	46	14	48
0040 0040 TWALITY JR	344	0	410	352	0	402	342	0	412	306	202	38	208
0041 0041 SUMMERFIEL	373	0	532	359	0	546	365	0	540	338	246	66	255
0042 0042 GREENWAY S	426	0	432	417	0	441	422	0	436	310	269	50	229
0043 0043 ROYAL VILL	152	0	209	154	0	207	157	0	204	163	93	21	84
0044 0044 SOUTHMINST	360	0	424	349	0	435	352	0	432	324	215	46	199
0045 0045 1ST UNITED	274	0	379	272	0	381	268	0	385	234	160	33	226
0046 0046 M WOODWARD	396	0	515	397	0	514	397	0	514	329	272	46	264
0047 0047 1ST UNITED	367	0	466	374	0	459	365	0	468	322	210	58	243

SOIL & WATER - DIRECTOR, ZONE 4 - 4 YR TERM

- 01 - ELDON G. BOGE
- 02 - OVERTOTES
- 03 - UNDERVOTES

SOIL & WATER - DIRECTOR, ZONE 5 - 4 YR TERM

- 04 - RALPH DUYCK
- 05 - OVERTOTES
- 06 - UNDERVOTES

SOIL & WATER - DIRECTOR AT LARGE - 4 YR TERM

- 07 - CALVIN KRAHMER
- 08 - OVERTOTES
- 09 - UNDERVOTES

METROPOLITAN SERVICE EXECUTIVE OFFICER
AT LARGE

- 10 - RENA CUSMA
- 11 - RICK GUSTAFSON
- 12 - OVERTOTES
- 13 - UNDERVOTES

	01	02	03	04	05	06	07	08	09	10	11	12	13
0048 0048 FIR GROVE	397	0	454	399	0	452	395	0	456	348	269	42	192
0049 0049 HITEON ELE	522	0	589	518	0	593	523	0	588	406	352	50	303
0050 0050 FIR GROVE	376	0	477	361	0	492	361	0	492	318	235	56	244
0051 0051 VOSE SCHOO	448	0	489	447	0	490	442	0	495	368	291	67	211
0052 0052 VOSE SCHOO	258	0	321	261	0	318	256	0	323	219	164	44	152
0053 0053 HIGHLAND P	367	0	455	364	0	458	365	0	457	316	238	46	222
0054 0054 BETHEL CON	347	0	478	353	0	472	347	0	478	309	230	44	242
0055 0055 GREENWAY S	400	0	400	403	0	397	397	0	403	291	248	59	202
0056 0056 CHEHALEM S	317	0	412	313	0	416	309	0	420	259	226	47	197
0057 0057 1ST UNITED	86	0	128	87	0	127	84	0	130	69	69	10	66
0058 0058 MCKAY SCHD	363	0	461	369	0	455	367	0	457	372	228	26	198
0059 0059 ALOHA PK S	269	0	345	282	0	332	271	0	343	249	156	34	175
0060 0060 GE MASON B	151	0	173	146	0	178	152	0	172	114	86	15	109
0061 0061 HITEON SCH	459	0	478	468	0	469	462	0	475	361	278	56	242
0062 0062 GARDEN HOM	204	0	277	204	0	277	205	0	276	227	125	28	101
0063 0063 MONTCLAIR	375	0	499	373	0	501	370	0	504	388	228	54	204
0064 0064 RALEIGH HI	416	0	496	412	0	500	405	0	507	404	238	52	218
0065 0065 VALLEY COM	265	0	302	267	0	300	260	0	307	233	185	25	124
0066 0066 RALEIGH PK	153	0	237	156	0	234	152	0	238	186	99	10	95
0067 0067 VALLEY COM	302	0	359	300	0	361	301	0	360	267	203	35	156
0068 0068 ST MATTHEW	242	0	327	243	0	326	237	0	332	221	165	25	158
0069 0069 W SYLVAN S	339	0	486	334	0	491	336	0	489	374	233	21	197
0070 0070 RIDGEWOOD	325	0	392	319	0	398	323	0	394	340	193	27	157
0071 0071 ST BARTHOL	75	0	118	74	0	119	73	0	120	79	57	10	47
0072 0072 ST BARTHOL	320	0	397	324	0	393	319	0	398	302	211	32	172
0073 0073 W WALKER S	238	0	309	234	0	313	237	0	310	235	146	23	143
0074 0074 CEDAR PK J	172	0	201	170	0	203	170	0	203	173	102	12	86
0075 0075 HIGHLAND P	90	0	127	93	0	124	89	0	128	78	77	13	49
0076 0076 ST ANDREWS	249	0	224	243	0	230	240	0	233	203	153	23	94
0077 0077 CEDAR HILL	457	0	475	461	0	471	468	0	464	409	259	35	229
0078 0078 BARNES SCH	312	0	408	299	0	421	308	0	412	290	194	37	199
0079 0079 BEAVER ACR	309	0	456	319	0	446	310	0	455	301	220	28	216
0080 0080 MEADOW PK	193	0	245	196	0	242	188	0	250	161	135	22	120
0081 0081 MCKINLEY S	374	0	444	380	0	438	366	0	452	361	210	35	212
0082 0082 PRINCE OF	194	0	215	191	0	218	189	0	220	170	125	8	106
0083 0083 PRINCE OF	391	0	523	387	0	527	377	0	537	386	285	13	230
0084 0084 CEDAR MILL	370	0	487	359	0	498	363	0	494	375	243	19	220
0085 0085 CEDAR MILL	279	0	394	282	0	391	274	0	399	276	182	17	198
0086 0086 W TUALATIN	377	0	533	376	0	534	369	0	541	359	272	32	247
0087 0087 W TUALATIN	288	0	324	284	0	328	280	0	332	286	165	13	148
0088 0088 TERRA LIND	480	0	558	482	0	556	480	0	558	434	331	23	250
0089 0089 ST ANDREWS	317	0	342	317	0	342	315	0	344	286	190	14	169
0090 0090 CEDAR PK J	336	0	377	341	0	372	335	0	378	298	209	33	173
0091 0091 W SYLVAN S	107	0	105	106	0	106	105	0	107	98	54	6	54

11/07/86
09:39 AM

NOVEMBER GENERAL

SOIL & WATER - DIRECTOR, ZONE 4 - 4 YR TERM

- 01 - ELDON G. BOGE
- 02 - OVERVOTES
- 03 - UNDERVOTES

SOIL & WATER - DIRECTOR, ZONE 5 - 4 YR TERM

- 04 - RALPH DUYCK
- 05 - OVERVOTES
- 06 - UNDERVOTES

SOIL & WATER - DIRECTOR AT LARGE - 4 YR TERM

- 07 - CALVIN KRAHMER
- 08 - OVERVOTES
- 09 - UNDERVOTES

METROPOLITAN SERVICE EXECUTIVE OFFICER
AT LARGE

- 10 - RENA CUSMA
- 11 - RICK GUSTAFSON
- 12 - OVERVOTES
- 13 - UNDERVOTES

	01	02	03	04	05	06	07	08	09	10	11	12	13
0092 0092 RALEIGH PK	377	0	530	383	0	524	372	0	535	396	273	28	210
0093 0093 MONTCLAIR	197	0	276	202	0	271	196	0	277	209	120	23	121
0095 0095 WHITFORD J	484	0	609	483	0	610	492	0	601	444	295	69	285
0096 0096 ALOHA PK S	226	0	333	233	0	326	228	0	331	240	130	30	159
0097 0097 HERITAGE V	418	0	446	417	0	447	413	0	451	373	256	41	194
0098 0098 MCKAY SCHO	170	0	259	178	0	251	171	0	258	176	122	14	117
0099 0099 GARDEN HOM	68	0	153	66	0	155	70	0	151	83	53	6	79
0100 0100 WHITFORD J	237	0	308	234	0	311	230	0	315	218	136	33	158
0101 0101 ST MARY VA	312	0	371	316	0	367	308	0	375	303	180	29	171
0102 0102 DAVID HILL	295	0	334	308	0	321	295	0	334	258	165	34	172
0103 0103 HILLSBORD	185	0	213	189	0	209	185	0	213	148	109	22	119
0104 0104 BROOKWOOD	499	0	552	507	0	544	520	0	531	424	329	34	264
0105 0105 COURTHOUSE	378	0	513	402	0	489	407	0	484	336	252	30	236
0106 0106 JB THOMAS	408	0	466	413	0	461	420	0	454	388	208	33	245
0107 0107 POYNTER JR	461	0	509	458	0	512	463	0	507	393	302	29	246
0108 0108 BROOKWOOD	373	0	389	375	0	387	371	0	391	280	262	26	194
0109 0109 WALT HENRY	447	0	561	460	0	548	451	0	557	458	271	33	246
0110 0110 ECHO SHAW	273	0	333	290	0	316	295	0	311	248	180	21	157
0111 0111 CORNELIUS	246	0	391	270	0	367	274	0	363	220	192	10	215
0112 0112 DILLEY ELE	89	0	105	99	0	95	91	0	103	3	0	0	2
0113 0113 UNITED MET	279	0	343	278	0	344	280	0	342	268	176	11	167
0114 0114 JOSEPH GAL	359	0	456	386	0	429	372	0	443	315	220	28	252
0115 0115 FG HIGH SC	339	0	411	357	0	393	358	0	392	305	220	24	201
0116 0116 1ST CHRIST	257	0	330	262	0	325	271	0	316	214	184	19	170
0117 0117 JOSEPH GAL	236	0	414	242	0	408	251	0	399	207	192	24	227
0118 0118 N ARMSTRON	91	0	123	90	0	124	110	0	104				
0119 0119 HITEON ELE	27	0	29	28	0	28	26	0	30	24	18	1	13
0120 0120 BEAVER ACR	50	0	68	52	0	66	50	0	68	45	25	4	44
0121 0121 FARMINGTON	407	0	424	369	0	462	391	0	440				
0122 0122 N ARMSTRON	76	0	126	89	0	113	79	0	123	53	43	4	57
0123 0123 POYNTER JR	17	0	16	17	0	16	16	0	17	17	7	1	8
0124 0124 DILLEY ELE	173	0	227	181	0	219	195	0	205				
0125 0125 GASTON HIG	137	0	282	140	0	279	159	0	260				
0126 0126 INDIAN HIL	341	0	404	345	0	400	338	0	407	356	180	32	177
0127 0127 GALES CREE	228	0	281	232	0	277	235	0	274				
0128 0128 MANNING SC	270	0	428	318	0	380	294	0	404				
0129 0129 BANKS HIGH	277	0	391	324	0	344	295	0	373				
0130 0130 T MCCALL M	160	0	228	176	0	212	180	0	208	39	16	2	13
0131 0131 BETHLEHEM	435	0	559	443	0	551	436	0	558	423	269	44	258
0132 0132 INDIAN HIL	430	0	608	443	0	595	433	0	605	437	280	31	290
0133 0133 ORENCO FIR	57	0	130	61	0	126	63	0	124	66	48	5	53
0134 0134 EVERGREEN	177	0	251	187	0	241	182	0	246	33	13	3	18
0135 0135 WEST UNION	339	0	508	349	0	498	337	0	510	5	4	0	4
0136 0136 N PLAINS S	333	0	514	357	0	490	349	0	498				

SOIL & WATER - DIRECTOR, ZONE 4 - 4 YR TERM

- 01 - ELDON G. BOGE
- 02 - OVERVOTES
- 03 - UNDERVOTES

SOIL & WATER - DIRECTOR, ZONE 5 - 4 YR TERM

- 04 - RALPH DUYCK
- 05 - OVERVOTES
- 06 - UNDERVOTES

SOIL & WATER - DIRECTOR AT LARGE - 4 YR TERM

- 07 - CALVIN KRAHMER
- 08 - OVERVOTES
- 09 - UNDERVOTES

METROPOLITAN SERVICE EXECUTIVE OFFICER
AT LARGE

- 10 - RENA CUSMA
- 11 - RICK GUSTAFSON
- 12 - OVERVOTES
- 13 - UNDERVOTES

	01	02	03	04	05	06	07	08	09	10	11	12	13
0137 0137 DIXIE MT G	33	0	78	35	0	76	38	0	73				
0138 0138 DAK HILLS	397	0	470	399	0	468	395	0	472	357	266	35	209
0139 0139 BETHANY SC	314	0	408	321	0	401	318	0	404	275	240	25	182
0140 0140 ROCK CREEK	329	0	388	332	0	385	330	0	387	333	183	30	171
0141 0141 BUXTON SCH	92	0	191	104	0	179	97	0	186				
0142 0142 VISITATION	169	0	330	236	0	263	205	0	294				
0143 0143 EVERGREEN	66	0	93	77	0	82	74	0	85				
0144 0144 T MCCALL M	322	0	391	334	0	379	346	0	367	288	223	25	177
0146 0146 BETHANY BA	149	0	173	148	0	174	151	0	171	140	81	20	81
0147 0147 ROCK CREEK	272	0	304	270	0	306	271	0	305	0	1	0	1
0148 0148 MOOBERRY S	424	0	477	418	0	483	420	0	481	368	258	24	251
0149 0149 MOOBERRY S	222	0	234	231	0	225	227	0	229	173	152	14	117
0150 0150 WV MCKINNE	286	0	320	304	0	302	279	0	327	249	181	27	149
0151 0151 HILLSBORD	376	0	455	383	0	448	380	0	451	348	231	39	213
0152 0152 FAITH BAPT	379	0	427	373	0	433	371	0	435	376	200	37	193
0153 0153 LENDX SCHO	444	0	541	445	0	540	446	0	539	582	203	22	165
0154 0154 HILLSBORD	247	0	288	255	0	280	261	0	274	236	146	18	135
0155 0155 BETHANY SC	340	0	405	348	0	397	345	0	400	292	222	32	199
0156 0156 MEADOW PK	134	0	175	138	0	171	131	0	178	136	83	9	81
0157 0157 DRENCO FIR	32	0	30	31	0	31	33	0	29	44	8	0	10
0158 0158 BROWN JR H	230	0	368	244	0	354	242	0	356	264	143	18	173
0159 0159 DAK HILLS	321	0	366	318	0	369	324	0	363	224	173	16	124
0160 0160 POYNTER JR	20	0	25	23	0	22	23	0	22	21	11	0	13
0162 0162 SHERWOOD M	276	0	415	283	0	408	287	0	404				
0163 0163 HAZELDALE	309	0	323	304	0	328	305	0	327	280	166	37	149
0164 0164 ECHO SHAW	5	0	0	5	0	0	5	0	0	1	3	1	0
0165 0165 KINTON GRA	31	0	55	30	0	56	35	0	51				
0166 0166 GRONER SCH	30	0	41	29	0	42	33	0	38				
0167 0167 FARMINGTON	130	0	132	121	0	141	141	0	121	20	6	4	5
0168 0168 LADD ACRES	382	0	448	387	0	443	392	0	438	416	175	38	201
0169 0169 GASTON HIG	207	0	324	219	0	312	231	0	300				
0170 0170 GRONER SCH	51	0	72	51	0	72	51	0	72				
0171 0171 N ARMSTRON	4	0	9	5	0	8	5	0	8	2	6	0	5
0172 0172 BEAVER ACR	186	0	280	195	0	271	180	0	286	220	123	17	106
0173 0173 ST ALEXAND	29	0	56	30	0	55	31	0	54	1	1	0	1
0174 0174 ST ALEXAND	68	0	114	71	0	111	80	0	102	66	37	3	53
0175 0175 FAITH BAPT	32	0	27	35	0	24	34	0	25	29	13	3	14
0176 0176 FARMINGTON	63	0	53	52	0	64	54	0	62				
0177 0177 FG HIGH SC	41	0	55	42	0	54	47	0	49	37	32	2	23
0178 0178 1ST CHRIST	5	0	14	8	0	11	9	0	10	8	4	0	7
0179 0179 BROOKWOOD	12	0	31	16	0	27	13	0	30	16	13	2	12
0180 0180 SUMMERFIEL	224	0	312	223	0	313	222	0	314	239	131	25	141
0181 0181 BROOKWOOD	6	0	4	6	0	4	6	0	4	5	2	0	3
0183 0183 TUAL COMM	30	0	57	31	0	56	32	0	55	36	28	1	22

11/07/86
09:39 AM

NOVEMBER GENERAL

SOIL & WATER - DIRECTOR, ZONE 4 - 4 YR TERM

- 01 - ELDON G. BOGE
- 02 - OVERTOTES
- 03 - UNDERVOTES

SOIL & WATER - DIRECTOR, ZONE 5 - 4 YR TERM

- 04 - RALPH DUYCK
- 05 - OVERTOTES
- 06 - UNDERVOTES

SOIL & WATER - DIRECTOR AT LARGE - 4 YR TERM

- 07 - CALVIN KRAHMER
- 08 - OVERTOTES
- 09 - UNDERVOTES

METROPOLITAN SERVICE EXECUTIVE OFFICER AT LARGE

- 10 - RENA CUSMA
- 11 - RICK GUSTAFSON
- 12 - OVERTOTES
- 13 - UNDERVOTES

CERTIFIED TO BE A TRUE AND
CORRECT COPY OF THE ORIGINAL

DATE 11-17-86
DONALD W. MASON, DIRECTOR
OF ASSESSMENT AND TAXATION
SAN DIEGO COUNTY CLERK
BY [Signature] DEPUTY

	01	02	03	04	05	06	07	08	09	10	11	12	13
0184 0184 HOPKINS SC	71	0	102	65	0	108	62	0	111	64	51	6	52
0185 0185 PIPERS RUN	49	0	56	47	0	58	47	0	58	34	26	4	41
0186 0186 PIPERS RUN	0	0	2	0	0	2	0	0	2	1	1	0	0
0187 0187 PIPERS RUN	9	0	5	9	0	5	9	0	5	3	8	0	3
0188 0188 COOPER MTN	229	0	263	225	0	267	230	0	262	193	134	25	140
0189 0189 TUALATIN E	99	0	114	98	0	115	96	0	117	90	56	8	59
0190 0190 GARDEN HOM	67	0	73	67	0	73	68	0	72	52	35	13	40
0191 0191 METZGER PK	7	0	14	7	0	14	7	0	14	9	6	1	5
0192 0192 METZGER PK	115	0	134	119	0	130	115	0	134	97	77	12	63
0193 0193 M WOODWARD	88	0	105	93	0	100	85	0	108	64	61	13	49
0194 0194 TIGARD COM	208	0	230	205	0	233	211	0	227	168	124	26	120
0195 0195 USA DURHAM	402	0	488	401	0	489	400	0	490	380	236	36	238
0196 0196 ST ALEXAND	11	0	9	12	0	8	12	0	8	13	5	1	1
0197 0197 MONTCLAIR	46	0	61	45	0	62	46	0	61	56	20	0	31
0198 0198 RIDGEWOOD	264	0	342	263	0	343	258	0	348	284	156	23	143
0199 0199 PRINCE OF	272	0	346	272	0	346	272	0	346	64	37	4	62
0200 0200 MEADOW PK	35	0	48	37	0	46	34	0	49	42	17	3	21
0201 0201 ECHO SHAW	13	0	26	17	0	22	16	0	23				
0202 0202 CORNELIUS	46	0	82	54	0	74	47	0	81	27	12	1	13
0203 0203 N P COMM H	110	0	160	116	0	154	118	0	152				
0204 0204 WASH CO MU	46	0	51	47	0	50	45	0	52				
0205 0205 ST ALEXAND	5	0	2	5	0	2	5	0	2	1	4	0	2
0206 0206 FAITH BAPT	2	0	4	2	0	4	2	0	4	4	1	0	1
0207 0207 TUALATIN E	3	0	4	3	0	4	3	0	4	2	2	1	2
0208 0208 GARDEN HOM	7	0	2	6	0	3	7	0	2	1	4	2	2
0209 0209 GARDEN HOM	5	0	13	6	0	12	5	0	13	4	6	1	7
0210 0210 ECHO SHAW	202	0	301	221	0	282	230	0	273	171	159	10	147
0211 0211 WASH CO LI	189	0	218	190	0	217	187	0	220	193	100	23	91
0212 0212 HILLSBORO	208	0	256	208	0	256	219	0	245	203	120	20	121
0213 0213 EDWARD BYR	167	0	200	164	0	203	169	0	198	127	120	12	108
0214 0214 MTN VIEW S	254	0	268	259	0	263	258	0	264	229	136	33	124
0215 0215 CF TIGARD	213	0	285	208	0	290	209	0	289	179	151	27	141
0216 0216 1ST UNITED	186	0	226	191	0	221	183	0	229	182	101	33	96
0217 0217 METZGER ME	6	0	20	5	0	21	7	0	19	11	7	1	7
0218 0218 M WOODWARD	14	0	15	13	0	16	13	0	16	14	6	1	8
0219 0219 HERITAGE V	36	0	27	34	0	29	34	0	29	25	24	2	12
TOTAL	49,149	0	62,080	49,657	0	61,572	49,470	0	61,759	40,262	27,321	4,379	25,721
COUNTY WIDE	49,149	0	62,080	49,657	0	61,572	49,470	0	61,759	40,262	27,321	4,379	25,721

GENERAL ELECTION, NOVEMBER 4, 1986
 METROPOLITAN SERVICE DISTRICT COUNCILOR, 8TH DISTRICT

37

	REGISTRATION	BALLOTS CAST	TURNOUT	FOR MSD COUNCILOR, 8TH DISTRICT BLANK	OVER-VOTES	MIKE BONNER	LINDA K. WILLIAMS													
PCT 0421	94	58	61.7	19	0	22	17													
PCT 0601	0	0	0.0	0	0	0	0													
PCT 0602	140	86	61.4	24	0	30	31													
PCT 3273	440	206	46.8	77	0	58	70													
PCT 3274	834	548	65.7	166	1	188	189													
PCT 3283	1115	631	56.5	211	1	217	199													
PCT 4005	759	485	63.8	155	0	166	160													
PCT 4020	1124	697	62.0	228	0	186	275													
PCT 4022	433	173	39.9	46	0	66	60													
PCT 4025	1260	701	55.6	223	0	180	290													
PCT 4026	646	370	57.2	110	0	117	140													
PCT 4027	1039	652	62.7	204	4	170	267													
PCT 4030	919	519	56.4	176	0	153	187													
PCT 4044	670	493	73.5	169	0	179	144													
PCT 4048	975	670	68.7	195	0	224	247													
PCT 4049	905	551	60.8	201	0	140	205													
PCT 4052	216	121	56.0	49	0	41	31													
PCT 4056	669	446	66.6	141	0	150	151													
PCT 4064	763	523	68.5	178	0	191	148													
PCT 4065	780	550	70.5	151	0	207	188													
PCT 4067	921	581	63.0	167	1	226	184													
PCT 4068	1105	645	58.3	189	0	216	233													
PCT 4147	903	581	64.3	172	0	236	166													
PCT 4167	836	590	70.5	172	0	252	160													
PCT 4181	349	207	59.3	61	0	87	58													
PCT 4182	424	279	65.8	85	1	106	86													
PCT 4185	761	482	63.3	125	0	202	153													
PCT 4202	711	513	72.1	147	0	213	152													
PCT 4203	855	521	60.9	131	0	249	138													
PCT 4206	557	337	60.5	85	0	141	105													
PCT 4221	757	450	59.4	144	0	162	139													
PCT 4223	493	308	62.4	108	0	93	105													
PCT 4228	906	504	55.6	140	0	179	181													
PCT 4231	1065	636	59.7	176	0	284	173													
PCT 4236	874	549	62.8	164	0	190	192													
PCT 4240	1261	803	63.6	247	0	287	259													
PCT 4242	584	342	58.5	106	1	118	115													
PCT 4243	679	434	63.9	160	0	140	132													
PCT 4244	406	302	74.3	89	0	119	93													
PCT 4246	894	553	61.8	174	0	206	167													
PCT 4248	1154	777	67.3	224	0	324	223													
PCT 4250	815	612	75.0	184	2	264	159													
PCT 4251	511	358	70.0	108	0	125	121													
PCT 4254	546	290	53.1	154	0	46	86													
PCT 4256	1011	663	65.5	204	1	241	213													
PCT 4259	1013	775	76.5	276	1	270	224													
PCT 4263	521	380	72.9	112	0	126	140													
PCT 4264	842	612	72.6	203	0	199	210													
PCT 4265	638	480	75.2	161	0	152	164													
PCT 4268	520	401	77.1	162	0	120	117													
PCT 4271	850	676	79.5	263	1	185	220													
PCT 4278	1374	961	69.9	324	1	366	266													
PCT 4279	1242	846	68.1	242	1	324	274													
PCT 4282	1115	859	77.0	331	0	273	252													
PCT 4284	370	286	77.2	105	0	94	85													
PCT 4285	709	485	68.4	153	1	156	173													
PCT 4294	933	615	65.9	207	0	195	207													
PCT 4295	990	636	64.2	223	2	201	203													
PCT 4302	174	129	74.1	30	2	59	38													
PCT 4314	927	601	64.8	184	0	218	196													
PCT 4322	272	188	69.1	53	0	74	60													
PCT 4323	584	408	69.8	115	0	164	126													
PCT 5571	554	338	61.0	103	1	120	111													
PCT 5574	428	234	54.6	58	0	109	64													
PCT 5579	569	345	60.6	72	0	169	98													
ABSENTEE TOTALS	47784	2207	4.6	614	2	879	697													
GRAND TOTALS	47784	33259	69.6	10430	24	11844	10717													

*Write in
 Mike Bonner
 Linda K. Williams*

35		GENERAL ELECTION, NOVEMBER 4, 1986 METRO SERVICE DISTRICT DEVELOP REGIONAL CONVENTION & TRADE SHOW CENTER, MEASURE 26-19									
	REGISTRATION	BALLOTS CAST	TURNOUT	REGIONAL CONVENTION AND TRADE SHOW CENTER BLANK	OVER-VOTES	METRO MEASURE 26-19 YES	METRO MEASURE 26-19 NO				
PCT 1205	867	617	71.1	54	0	344	219				
PCT 1206	1036	715	69.0	51	0	398	266				
PCT 1207	902	611	67.7	44	2	330	235				
PCT 1210	512	375	73.2	37	0	189	149				
PCT 1211	611	448	73.3	34	1	246	167				
PCT 1213	786	436	55.4	65	0	212	159				
PCT 1215	858	632	73.6	35	0	356	241				
PCT 1216	723	455	62.9	31	1	235	186				
PCT 1220	742	453	61.0	31	0	272	150				
PCT 1222	586	432	73.7	31	1	225	175				
PCT 1223	691	493	71.3	29	1	240	223				
PCT 1224	900	642	71.3	45	0	373	224				
PCT 1225	974	626	64.2	41	0	355	230				
PCT 1226	832	620	74.5	34	0	381	205				
PCT 1229	931	719	77.2	53	0	394	272				
PCT 1230	1244	882	70.9	66	0	467	349				
PCT 1232	1108	822	74.1	61	0	428	333				
PCT 1233	1036	798	77.0	54	0	401	343				
PCT 1236	933	719	77.0	37	0	402	280				
PCT 1237	709	533	75.1	34	1	283	215				
PCT 1238	1238	755	60.9	61	0	442	252				
PCT 1240	673	509	75.6	28	5	313	163				
PCT 1243	590	406	68.8	43	0	213	150				
PCT 1244	828	590	71.2	44	1	316	229				
PCT 1245	699	498	71.2	45	0	288	165				
PCT 1246	787	573	72.8	42	2	272	257				
PCT 1248	798	616	77.1	60	5	323	228				
PCT 1250	717	516	71.9	47	0	268	201				
PCT 1251	945	658	69.6	45	3	357	253				
PCT 1252	458	329	71.8	22	1	159	147				
PCT 1305	953	394	41.3	54	0	214	126				
PCT 1308	549	217	39.5	33	0	119	65				
PCT 1313	682	420	61.5	54	0	237	129				
PCT 1315	1292	822	63.6	66	2	525	229				
PCT 1320	550	297	54.0	25	0	195	77				
PCT 1321	63	41	65.0	2	0	34	5				
PCT 1400	1388	859	61.8	77	1	547	234				
PCT 1500	260	208	80.0	18	0	97	93				
PCT 1503	150	107	71.3	9	0	48	50				
PCT 1507	434	316	72.8	18	1	184	113				
PCT 1512	523	382	73.0	24	4	244	110				
PCT 1515	562	391	69.5	20	1	256	114				
PCT 1533	537	400	74.4	28	6	243	123				
PCT 1546	471	351	74.5	26	0	222	103				
PCT 2002	1098	604	55.0	58	0	217	329				
PCT 2003	1111	676	60.8	55	2	247	372				
PCT 2005	657	409	62.2	31	0	135	243				
PCT 2015	906	590	65.1	57	3	212	318				
PCT 2018	1016	656	64.7	59	1	235	363				
PCT 2021	651	362	55.6	31	0	143	188				
PCT 2023	900	532	59.1	52	1	198	281				
PCT 2025	826	272	32.9	41	1	124	106				
PCT 2026	964	576	59.7	65	0	228	283				
PCT 2027	1131	665	58.7	56	2	270	337				
PCT 2028	574	368	64.1	38	0	128	202				
PCT 2029	682	420	61.5	38	1	169	212				
PCT 2034	699	445	63.6	41	0	172	232				
PCT 2043	714	431	60.3	45	1	156	229				
PCT 2046	618	337	54.5	38	0	112	187				
PCT 2049	620	411	66.2	31	2	145	233				
PCT 2050	1025	657	64.0	69	1	247	340				
PCT 2051	880	634	72.0	50	0	227	357				
PCT 2061	1004	693	69.0	57	0	250	386				
PCT 2074	1072	749	69.8	69	1	256	423				
PCT 2077	773	503	65.0	47	0	200	256				
PCT 2083	478	277	57.9	31	1	119	126				
PCT 2086	605	378	62.4	40	0	175	163				
PCT 2096	667	334	50.0	34	2	158	140				
PCT 2099	1227	522	42.5	96	1	217	208				
PCT 2100	751	498	66.3	42	1	199	256				
PCT 2107	792	544	68.6	58	0	213	273				
PCT 2109	1166	771	66.1	80	1	328	362				

GENERAL ELECTION, NOVEMBER 4, 1986										
METRO SERVICE DISTRICT DEVELOP REGIONAL CONVENTION & TRADE SHOW CENTER, MEASURE 26-19										
35	REGISTRATION	BALLOTS CAST	TURNOUT	REGIONAL CONVENTION AND TRADE SHOW CENTER BLANK	OVER-VOTES	METRO MEASURE 26-19 YES	METRO MEASURE 26-19 NO			
PCT 2114	711	499	70.1	49	1	218	231			
PCT 2115	650	434	66.7	28	0	215	191			
PCT 2116	502	325	64.7	35	0	141	149			
PCT 2118	868	494	56.9	64	0	199	231			
PCT 2123	738	450	60.9	44	0	191	215			
PCT 2135	420	203	48.3	22	0	87	94			
PCT 2139	554	243	43.8	36	1	97	109			
PCT 2142	645	456	70.6	31	0	231	194			
PCT 3004	1116	577	51.7	73	0	268	236			
PCT 3008	1002	658	65.6	39	1	313	305			
PCT 3014	581	391	67.2	31	0	199	161			
PCT 3016	741	404	54.5	56	1	170	177			
PCT 3021	1255	787	62.7	74	1	367	345			
PCT 3026	733	380	51.8	41	0	168	171			
PCT 3027	654	372	56.8	33	0	190	149			
PCT 3032	845	558	66.0	39	0	299	220			
PCT 3034	731	514	70.3	37	0	246	231			
PCT 3039	761	435	57.1	41	0	214	180			
PCT 3040	647	334	51.6	60	0	158	116			
PCT 3042	1201	505	42.0	94	0	218	193			
PCT 3052	911	708	77.7	54	0	356	298			
PCT 3058	1156	744	64.3	74	4	341	325			
PCT 3063	1223	632	51.6	62	1	304	265			
PCT 3071	774	358	46.2	70	1	181	106			
PCT 3073	843	422	50.0	58	0	213	151			
PCT 3080	1226	912	74.3	55	0	552	305			
PCT 3086	831	578	69.5	44	0	255	279			
PCT 3090	973	719	73.8	52	0	406	261			
PCT 3094	646	494	76.4	36	0	291	167			
PCT 3097	1210	815	67.3	60	1	493	261			
PCT 3105	710	430	60.5	59	1	219	151			
PCT 3109	1099	832	75.7	62	0	541	229			
PCT 3113	1220	934	76.5	56	1	609	268			
PCT 3122	780	572	73.3	39	1	321	211			
PCT 3126	469	332	70.7	20	0	198	114			
PCT 3128	861	624	72.4	47	3	363	211			
PCT 3132	673	483	71.7	29	0	264	190			
PCT 3135	948	708	74.6	57	0	449	202			
PCT 3138	1109	822	74.1	66	2	534	220			
PCT 3143	929	695	74.8	53	0	438	204			
PCT 3144	904	666	73.6	49	0	443	174			
PCT 3151	1091	662	60.6	94	1	386	181			
PCT 3155	468	193	41.2	26	0	105	62			
PCT 3156	774	577	74.5	47	2	247	281			
PCT 3160	747	502	67.2	39	0	227	236			
PCT 3163	1005	702	69.8	73	1	278	350			
PCT 3165	1059	733	69.2	54	1	336	342			
PCT 3170	564	411	72.8	44	1	192	174			
PCT 3174	903	644	71.3	50	0	337	257			
PCT 3177	1177	797	67.7	72	3	401	321			
PCT 3185	606	455	75.0	39	1	205	210			
PCT 3186	796	554	69.5	45	0	251	258			
PCT 3193	868	601	69.2	39	1	350	211			
PCT 3196	1040	715	68.7	79	1	376	259			
PCT 3199	479	369	77.0	30	0	189	150			
PCT 3203	1161	841	72.4	65	2	414	360			
PCT 3205	744	494	66.3	43	0	243	208			
PCT 3212	733	523	71.3	59	1	276	187			
PCT 3217	350	235	67.1	28	1	107	99			
PCT 3219	850	614	72.2	52	0	248	314			
PCT 3223	576	364	63.1	35	1	171	157			
PCT 3228	1095	757	69.1	68	0	334	355			
PCT 3233	863	597	69.1	69	1	258	269			
PCT 3234	869	521	59.9	54	0	242	225			
PCT 3237	792	521	65.7	45	0	244	232			
PCT 3240	1055	746	70.7	61	2	358	325			
PCT 3245	732	499	68.1	43	0	236	220			
PCT 3248	698	486	69.6	48	0	254	184			
PCT 3249	381	212	55.6	26	1	119	66			
PCT 3253	1196	742	62.0	76	0	461	205			
PCT 3258	1060	756	71.3	65	1	466	224			
PCT 3259	1179	778	65.9	87	0	452	239			

GENERAL ELECTION, NOVEMBER 4, 1986									
METRO SERVICE DISTRICT DEVELOP REGIONAL CONVENTION & TRADE SHOW CENTER, MEASURE 26-19									
	REGISTRATION	BALLOTS CAST	TURNOUT	REGIONAL CONVENTION AND TRADE SHOW CENTER BLANK	OVER-VOTES	METRO MEASURE 26-19 YES	METRO MEASURE 26-19 NO		
PCT 3263	906	554	61.1	56	1	308	189		
PCT 3268	347	200	57.6	36	1	104	59		
PCT 3273	440	206	46.8	11	0	117	78		
PCT 3274	834	547	65.5	40	0	325	182		
PCT 3283	1115	631	56.5	59	0	344	228		
PCT 3284	894	668	74.7	47	0	392	229		
PCT 3286	1179	898	76.1	58	0	507	333		
PCT 3290	816	607	74.3	42	0	345	220		
PCT 3292	847	619	73.0	48	0	333	238		
PCT 3297	854	535	62.6	49	0	216	270		
PCT 3299	436	287	65.8	18	1	118	150		
PCT 3300	273	144	52.7	15	0	58	71		
PCT 3302	309	177	57.2	11	0	65	101		
PCT 3306	1060	777	73.3	62	0	347	368		
PCT 3307	1094	762	69.6	76	0	412	274		
PCT 3308	963	731	75.9	68	0	366	297		
PCT 3309	655	530	80.9	47	0	225	258		
PCT 3310	824	598	72.5	52	0	257	289		
PCT 3311	727	559	76.8	48	0	225	286		
PCT 3312	1110	762	68.6	74	1	278	409		
PCT 3313	689	518	75.1	58	1	207	252		
PCT 3314	786	542	68.9	62	1	218	261		
PCT 3315	964	687	71.2	53	0	295	339		
PCT 3316	747	516	69.0	38	1	236	241		
PCT 3317	450	283	62.8	35	1	96	151		
PCT 3318	888	594	66.8	53	0	251	290		
PCT 3319	346	243	70.2	23	0	99	121		
PCT 3320	974	589	60.4	62	1	244	282		
PCT 3321	722	490	67.8	33	0	191	266		
PCT 3322	900	697	77.4	66	1	365	265		
PCT 3323	800	622	77.7	25	1	295	301		
PCT 3324	961	773	80.4	66	4	367	336		
PCT 3325	349	261	74.7	21	0	111	129		
PCT 3326	755	559	74.0	39	1	269	250		
PCT 3327	258	152	58.9	13	0	79	60		
PCT 3328	32	20	62.5	1	0	12	7		
PCT 3329	505	384	76.0	39	0	155	190		
PCT 3330	230	181	78.6	16	0	96	69		
PCT 4005	759	485	63.8	46	2	268	169		
PCT 4009	895	566	63.2	45	0	311	210		
PCT 4020	1124	697	62.0	75	1	380	241		
PCT 4022	433	173	39.9	19	0	80	74		
PCT 4025	1260	701	55.6	77	1	421	202		
PCT 4026	646	370	57.2	36	0	223	111		
PCT 4027	1039	652	62.7	74	3	369	206		
PCT 4030	1013	561	55.3	67	0	336	158		
PCT 4033	1213	747	61.5	68	2	396	281		
PCT 4038	911	602	66.0	53	0	309	240		
PCT 4041	994	682	68.6	43	1	364	274		
PCT 4044	670	493	73.5	41	0	265	187		
PCT 4048	975	670	68.7	68	0	340	262		
PCT 4049	905	551	60.8	45	1	329	176		
PCT 4052	216	121	56.0	14	0	67	40		
PCT 4056	669	446	66.6	39	0	222	185		
PCT 4064	763	523	68.5	40	0	271	212		
PCT 4065	780	550	70.5	36	0	272	242		
PCT 4067	921	581	63.0	47	1	300	233		
PCT 4068	1105	645	58.3	63	2	320	260		
PCT 4080	629	484	76.9	39	1	233	211		
PCT 4085	1086	757	69.7	59	0	382	316		
PCT 4092	1115	731	65.5	71	1	313	346		
PCT 4106	546	344	63.0	42	0	180	122		
PCT 4107	898	586	65.2	59	0	280	247		
PCT 4111	1003	715	71.2	65	2	388	260		
PCT 4114	942	690	73.2	51	0	376	263		
PCT 4117	939	666	70.9	60	1	281	324		
PCT 4118	1050	746	71.0	53	1	353	339		
PCT 4123	481	370	76.9	33	1	125	211		
PCT 4125	928	629	67.7	54	1	254	320		
PCT 4128	418	308	73.6	34	0	116	158		
PCT 4130	870	523	60.1	48	2	230	243		
PCT 4131	738	563	76.2	57	0	291	215		

GENERAL ELECTION, NOVEMBER 4, 1986												
METRO SERVICE DISTRICT DEVELOP REGIONAL CONVENTION & TRADE SHOW CENTER. MEASURE 26-19												
35	REGISTRATION	BALLOTS CAST	TURNOUT	REGIONAL CONVENTION AND TRADE SHOW CENTER BLANK	OVER-VOTES	METRO MEASURE 26-19 YES	METRO MEASURE 26-19 NO					
PCT 4132	841	638	75.8	47	1	325	265					
PCT 4143	944	627	66.4	53	0	340	234					
PCT 4144	689	445	64.5	38	0	209	198					
PCT 4147	903	581	64.3	54	1	276	250					
PCT 4152	761	502	65.9	39	0	226	237					
PCT 4155	555	402	72.4	39	0	156	207					
PCT 4156	474	320	67.5	29	0	135	156					
PCT 4158	837	531	63.4	50	0	207	274					
PCT 4160	857	544	63.4	48	0	242	254					
PCT 4162	686	457	66.6	38	2	196	221					
PCT 4167	836	590	70.5	60	0	251	279					
PCT 4176	803	552	68.7	29	1	241	281					
PCT 4178	650	404	62.1	34	0	185	185					
PCT 4181	349	207	59.3	22	0	102	83					
PCT 4182	424	279	65.8	25	0	123	131					
PCT 4185	761	482	63.3	31	1	217	233					
PCT 4188	815	502	61.5	41	0	206	255					
PCT 4190	646	409	63.3	24	0	193	192					
PCT 4191	988	647	65.4	55	1	240	351					
PCT 4196	910	484	53.1	66	1	198	219					
PCT 4202	711	513	72.1	42	0	206	265					
PCT 4203	855	521	60.9	36	1	198	286					
PCT 4206	557	337	60.5	26	0	143	168					
PCT 4208	723	401	55.4	43	1	141	216					
PCT 4211	773	427	55.2	40	0	160	227					
PCT 4216	994	550	55.3	43	1	227	279					
PCT 4218	709	449	63.3	31	0	166	252					
PCT 4221	757	450	59.4	44	0	201	205					
PCT 4223	493	308	62.4	31	0	160	117					
PCT 4228	906	504	55.6	44	0	273	187					
PCT 4231	1065	636	59.7	54	1	303	278					
PCT 4236	874	549	62.8	63	0	256	230					
PCT 4240	1261	803	63.6	62	1	401	339					
PCT 4242	584	342	58.5	32	0	159	151					
PCT 4243	679	434	63.9	46	1	222	165					
PCT 4244	406	302	74.3	32	0	137	133					
PCT 4246	894	553	61.8	54	0	241	258					
PCT 4248	1154	777	67.3	58	1	323	395					
PCT 4250	815	612	75.0	47	0	269	296					
PCT 4251	511	358	70.0	29	0	168	161					
PCT 4254	546	290	53.1	74	0	126	90					
PCT 4256	1011	670	66.2	50	1	361	258					
PCT 4259	1013	775	76.5	110	0	339	326					
PCT 4263	521	380	72.9	38	0	177	165					
PCT 4264	842	612	72.6	40	1	287	284					
PCT 4265	638	480	75.2	49	1	221	209					
PCT 4268	520	401	77.1	35	1	222	143					
PCT 4271	850	676	79.5	53	0	351	272					
PCT 4278	1374	961	69.9	96	1	373	491					
PCT 4279	1242	846	68.1	59	1	359	427					
PCT 4282	1115	859	77.0	64	0	516	279					
PCT 4284	370	286	77.2	11	0	162	93					
PCT 4285	709	485	68.4	45	0	218	222					
PCT 4294	933	615	65.9	53	1	358	203					
PCT 4295	990	636	64.2	66	1	321	248					
PCT 4302	174	129	74.1	10	0	53	66					
PCT 4307	606	308	50.8	13	0	155	140					
PCT 4309	306	228	74.5	12	0	101	115					
PCT 4313	1092	812	74.3	65	2	380	365					
PCT 4314	927	601	64.8	65	0	252	284					
PCT 4319	1138	822	72.2	70	1	362	389					
PCT 4320	99	59	59.5	2	0	29	28					
PCT 4321	586	345	58.8	33	1	132	179					
PCT 4322	272	188	69.1	14	0	66	108					
PCT 4323	584	408	69.8	32	0	172	204					
PCT 4324	204	156	76.4	12	0	71	73					
PCT 4325	115	79	68.6	16	0	28	35					
PCT 4326	588	439	74.6	35	0	179	225					
PCT 4327	100	52	52.0	3	0	25	24					
PCT 4328	278	177	63.6	21	0	67	89					
PCT 4329	263	185	70.3	15	0	75	95					
PCT 4330	13	6	46.1	2	0	2	2					

GENERAL ELECTION, NOVEMBER 4, 1986									
METRO SERVICE DISTRICT DEVELOP REGIONAL CONVENTION & TRADE SHOW CENTER, MEASURE 26-19									
35	REGISTRATION	BALLOTS CAST	TURNOUT	REGIONAL CONVENTION AND TRADE SHOW CENTER BLANK	OVER-VOTES	METRO MEASURE 26-19 YES	METRO MEASURE 26-19 NO		
PCT 5026	636	444	69.8		51	0	157	236	
PCT 5029	554	437	78.8		17	0	217	203	
PCT 5042	592	413	69.7		34	0	189	190	
PCT 5053	204	148	72.5		13	0	62	73	
PCT 5069	402	321	79.8		26	0	144	151	
PCT 5073	454	324	71.3		22	0	137	165	
PCT 5076	909	663	72.9		72	1	274	316	
PCT 5077	427	305	71.4		22	0	139	144	
PCT 5078	1027	686	66.7		75	0	264	347	
PCT 5080	227	128	56.3		22	0	47	59	
PCT 5083	722	456	63.1		43	2	191	220	
PCT 5086	634	419	66.0		30	1	251	137	
PCT 5088	73	46	63.0		8	0	20	18	
PCT 5401	270	206	76.2		12	0	112	82	
PCT 5403	580	456	78.6		49	0	179	228	
PCT 5405	451	328	72.7		23	1	148	156	
PCT 5408	552	407	73.7		28	0	180	199	
PCT 5409	805	618	76.7		46	0	311	261	
PCT 5410	795	542	68.1		48	1	264	229	
PCT 5418	965	678	70.2		61	1	284	332	
PCT 5420	541	368	68.0		37	1	153	177	
PCT 5422	999	769	76.9		49	0	358	362	
PCT 5424	332	239	71.9		19	0	92	128	
PCT 5428	561	359	63.9		37	0	162	160	
PCT 5429	527	382	72.4		33	0	183	166	
PCT 5430	868	618	71.1		55	1	266	296	
PCT 5431	863	603	69.8		41	1	274	287	
PCT 5432	225	172	76.4		11	0	71	90	
PCT 5433	610	423	69.3		35	1	216	171	
PCT 5436	821	644	78.4		55	1	297	291	
PCT 5439	475	368	77.4		21	0	166	181	
PCT 5441	630	508	80.6		44	0	267	197	
PCT 5442	1013	745	73.5		49	0	353	343	
PCT 5443	929	673	72.4		60	0	308	305	
PCT 5505	659	455	69.0		35	1	215	204	
PCT 5507	843	623	73.9		35	0	277	311	
PCT 5509	536	382	71.2		31	0	149	202	
PCT 5512	1071	756	70.5		52	0	336	368	
PCT 5513	842	617	73.2		43	0	247	327	
PCT 5516	675	509	75.4		47	0	201	261	
PCT 5518	454	332	73.1		23	1	138	170	
PCT 5519	870	615	70.6		53	1	222	339	
PCT 5526	60	45	75.0		4	0	18	23	
PCT 5528	243	139	57.2		16	0	53	70	
PCT 5531	349	201	57.5		8	0	79	114	
PCT 5537	326	241	73.9		23	1	96	121	
PCT 5538	644	366	56.8		27	1	123	215	
PCT 5540	611	404	66.1		30	1	172	201	
PCT 5541	155	81	52.2		8	0	31	42	
PCT 5545	927	552	59.5		47	2	231	272	
PCT 5546	766	532	69.4		30	0	223	279	
PCT 5549	577	363	62.9		33	1	155	174	
PCT 5550	696	468	67.2		49	2	192	225	
PCT 5551	757	520	68.6		43	1	212	264	
PCT 5552	1109	816	73.5		56	0	360	400	
PCT 5556	789	519	65.7		27	2	192	298	
PCT 5558	149	92	61.7		6	0	43	43	
PCT 5561	763	482	63.1		35	0	181	266	
PCT 5562	557	364	65.3		30	0	139	195	
PCT 5567	525	293	55.8		39	0	121	133	
PCT 5571	554	338	61.0		39	0	145	154	
PCT 5574	428	234	54.6		27	0	78	129	
PCT 5579	569	345	60.6		23	0	124	198	
PCT 5584	364	222	60.9		18	0	66	138	
PCT 5587	593	397	66.9		25	0	172	200	
PCT 5588	575	408	70.9		24	0	169	215	
PCT 5590	700	511	73.0		45	1	201	264	
PCT 5591	655	423	64.5		35	1	176	211	
PCT 5593	909	655	72.0		52	1	281	321	
PCT 5596	599	433	72.2		37	0	184	212	
PCT 5801	873	645	73.8		48	1	266	330	
PCT 5802	561	415	73.9		29	0	182	204	

11/07/86
10:07 AM

NOVEMBER GENERAL

WASHINGTON COUNTY ELECTIONS

145 E. MAIN ST
HILLSBORO, OR 97123

CD. CHARTER AMEND. REGARDING TAX ORDINANCES
#25

- 01 - YES
- 02 - NO
- 03 - OVERRIDES
- 04 - UNDERVOTES

MSD DEVELOP REG. CONVENTION CENTER
#26-19

- 09 - YES
- 10 - NO
- 11 - OVERRIDES
- 12 - UNDERVOTES

CD. CHARTER AMEND. COMMISSIONERS COMPEN.
#21

- 05 - YES
- 06 - NO
- 07 - OVERRIDES
- 08 - UNDERVOTES

	01	02	03	04	05	06	07	08	09	10	11	12
0001 0001 TUALATIN E	188	25	0	43	57	139	0	60	82	102	0	11
0002 0002 SHERWOOD M	735	140	3	181	252	584	2	221	426	532	1	100
0003 0003 HOPKINS SC	227	27	1	44	71	173	0	55				
0004 0004 TUAL CITY	215	45	0	67	113	145	0	69	190	109	0	28
0005 0005 TOWN HALL	488	142	4	240	224	391	3	256	318	425	3	128
0007 0007 DURHAM SCH	271	42	0	54	116	173	0	78	203	144	0	20
0009 0009 CHRIST KIN	618	105	0	97	233	462	2	123	432	337	1	50
0010 0010 ALOHA HIGH	736	101	4	118	251	547	1	160	455	442	2	60
0011 0011 GRONER SCH	357	64	2	52	110	286	0	79	37	46	0	12
0012 0012 SPONER SCH	574	74	0	89	156	471	0	110				
0013 0013 WITCH HAZE	236	35	0	28	76	185	0	38	43	92	0	10
0014 0014 COOPER MTN	405	67	0	78	163	291	2	94	227	170	0	37
0016 0016 METZGER PK	763	121	0	176	291	543	1	225	580	410	0	70
0017 0017 METZGER ME	348	54	1	79	121	255	0	106	229	218	1	34
0018 0018 EDWARD BYR	570	75	0	114	242	383	0	134	421	294	1	43
0019 0019 MTN VIEW S	639	93	3	114	212	490	1	146	461	335	1	52
0020 0020 CHEHALEM S	669	94	2	102	228	484	0	155	478	340	0	49
0021 0021 WASH CO LI	418	55	1	70	140	296	1	107	262	257	0	25
0022 0022 BUTTERNUT	579	90	0	102	200	424	0	147	369	351	1	50
0023 0023 BUTTERNUT	634	78	0	103	221	457	2	135	423	357	0	35
0024 0024 TUAL COMM	523	86	0	96	185	386	2	132	383	273	0	49
0025 0025 TOWN HALL	428	104	3	126	163	356	1	141	257	336	1	67
0026 0026 GARDEN HOM	444	76	2	99	179	314	1	127	325	259	0	37
0027 0027 METZGER PK	478	64	0	137	159	359	0	161	322	301	0	56
0028 0028 FOWLER JR	400	70	1	53	140	292	1	91	262	231	0	31
0029 0029 EDWARD BYR	603	73	1	139	234	418	1	163	470	284	2	60
0030 0030 TIGARD COM	497	79	1	127	161	389	1	153	362	285	0	57
0031 0031 C F TIGARD	528	75	0	117	184	384	1	151	375	301	0	44
0032 0032 C F TIGARD	489	70	2	98	203	332	1	123	372	253	1	33
0033 0033 FOWLER JR	642	86	2	141	223	461	3	184	498	308	1	64
0034 0034 JAMES TEMP	463	84	1	96	210	322	2	110	373	243	0	28
0035 0035 PHIL LEWIS	331	46	0	66	120	243	0	80	228	191	1	23
0036 0036 TUAL CITY	326	51	1	89	163	197	2	105	283	145	0	39
0037 0037 HAZELDALE	440	67	1	89	166	313	0	118	1	1	0	0
0038 0038 ELDORADO V	389	54	1	79	141	267	1	114	158	200	4	37
0039 0039 TUALATIN E	164	18	0	25	42	127	0	38	72	128	0	7
0040 0040 TWALITY JR	550	101	1	102	229	384	2	139	407	296	2	49
0041 0041 SUMMERFIEL	545	150	2	208	227	454	1	223	401	394	5	105
0042 0042 GREENWAY S	581	121	1	155	277	383	1	197	568	229	0	61
0043 0043 ROYAL VILL	239	43	0	79	99	177	1	84	136	191	0	34
0044 0044 SOUTHMINST	556	119	1	108	203	432	0	149	428	295	0	61
0045 0045 1ST UNITED	427	87	1	138	186	294	1	172	331	233	1	88

11/07/86
10:07 AM

NOVEMBER GENERAL

CD. CHARTER AMEND. REGARDING TAX ORDINANCES
#25

- 01 - YES
- 02 - NO
- 03 - OVERTOTES
- 04 - UNDERVOTES

CD. CHARTER AMEND. COMMISSIONERS COMPEN.
#21

- 05 - YES
- 06 - NO
- 07 - OVERTOTES
- 08 - UNDERVOTES

MSD DEVELOP REG. CONVENTION CENTER
#26-19

- 09 - YES
- 10 - NO
- 11 - OVERTOTES
- 12 - UNDERVOTES

			01	02	03	04	05	06	07	08	09	10	11	12
0046	0046	M WOODWARD	645	102	1	163	246	452	0	213	521	314	1	75
0047	0047	1ST UNITED	562	93	1	177	238	393	0	202	410	327	1	95
0048	0048	FIR GROVE	622	105	0	124	241	460	2	148	486	307	0	58
0049	0049	HITEDN ELE	815	130	1	165	313	554	1	243	693	344	1	73
0050	0050	FIR GROVE	621	104	2	126	252	415	0	186	469	326	1	57
0051	0051	VOSE SCHOO	653	139	2	143	272	481	2	182	492	379	0	66
0052	0052	VOSE SCHOO	418	71	0	90	162	304	1	112	280	251	1	47
0053	0053	HIGHLAND P	573	105	1	143	242	406	2	172	459	308	0	55
0054	0054	BETHEL CON	607	80	2	136	230	418	4	173	421	326	1	77
0055	0055	GREENWAY S	589	89	0	122	219	432	2	147	490	260	0	50
0056	0056	CHEHALEM S	503	86	1	139	218	342	2	167	416	243	1	69
0057	0057	1ST UNITED	149	23	2	40	70	98	0	46	112	76	1	25
0058	0058	MCKAY SCHO	591	111	1	121	224	424	1	175	475	297	0	52
0059	0059	ALOHA PK E	459	78	2	75	141	355	1	117	303	277	0	34
0060	0060	CE MASON D	217	37	0	70	113	126	2	83	210	85	0	29
0061	0061	HITEDN SCH	669	113	1	154	259	461	0	217	547	332	0	58
0062	0062	GARDEN HOM	353	56	0	72	136	250	1	94	231	217	0	33
0063	0063	MONTCLAIR	547	150	1	176	222	428	1	223	520	278	2	74
0064	0064	RALEIGH HI	576	162	2	172	248	462	2	200	532	306	0	74
0065	0065	VALLEY COM	382	93	0	92	176	281	0	110	353	182	1	31
0066	0066	RALEIGH PK	252	66	1	71	101	196	2	91	217	148	0	25
0067	0067	VALLEY COM	444	103	1	113	184	336	0	141	356	260	0	45
0068	0068	ST MATTHEW	412	68	0	89	153	288	0	128	310	216	2	41
0069	0069	W SYLVAN S	556	124	2	143	220	428	1	176	447	314	0	64
0070	0070	RIDGEWOOD	467	115	2	133	198	376	2	141	397	264	1	55
0071	0071	ST BARTHOL	134	20	0	39	40	109	0	44	76	103	0	14
0072	0072	ST BARTHOL	498	95	3	121	182	389	1	145	329	321	1	66
0073	0073	W WALKER S	361	83	0	103	142	285	1	119	296	209	2	40
0074	0074	CEDAR PK J	280	51	0	42	108	212	1	52	233	115	1	24
0075	0075	HIGHLAND P	170	20	0	27	57	130	0	30	116	90	0	11
0076	0076	ST ANDREWS	330	57	3	83	137	250	0	86	232	211	0	30
0077	0077	CEDAR HILL	633	134	2	163	269	453	1	209	485	374	0	73
0078	0078	BARNES SCH	507	91	1	121	187	392	0	141	337	320	1	62
0079	0079	BEAVER ACR	587	76	3	99	212	400	3	150	380	335	0	50
0080	0080	MEADOW PK	323	47	0	68	117	234	1	86	244	165	0	29
0081	0081	MCKINLEY S	574	105	0	139	226	427	0	165	481	275	4	58
0082	0082	PRINCE OF	287	54	0	68	125	207	0	77	227	148	1	33
0083	0083	PRINCE OF	654	112	2	146	272	465	0	177	493	372	0	49
0084	0084	CEDAR MILL	601	129	0	127	230	461	1	165	448	339	0	70
0085	0085	CEDAR MILL	472	82	0	119	177	344	1	151	387	236	0	50
0086	0086	W TUALATIN	612	139	1	158	259	445	0	206	525	326	0	59
0087	0087	W TUALATIN	445	78	0	89	148	340	3	121	315	261	2	34

CD. CHARTER AMEND. REGARDING TAX ORDINANCES
#25

- 01 - YES
- 02 - NO
- 03 - OVERTOTES
- 04 - UNDERVOTES

CD. CHARTER AMEND. COMMISSIONERS COMPEN.
#21

- 05 - YES
- 06 - NO
- 07 - OVERTOTES
- 08 - UNDERVOTES

MSD DEVELOP REG. CONVENTION CENTER
#26-19

- 09 - YES
- 10 - NO
- 11 - OVERTOTES
- 12 - UNDERVOTES

	01	02	03	04	05	06	07	08	09	10	11	12
0088 0088 TERRA LIND	710	143	0	185	308	514	0	216	606	357	2	73
0089 0089 ST ANDREWS	503	72	0	84	197	349	0	113	353	267	0	39
0090 0090 CEDAR PK J	487	115	1	110	204	387	0	122	378	294	0	41
0091 0091 W SYLVAN S	127	45	0	40	77	87	1	47	131	64	0	17
0092 0092 RALEIGH PK	561	168	1	177	255	443	0	209	547	283	0	77
0093 0093 MONTCLAIR	331	50	0	92	105	244	0	124	262	166	0	45
0095 0095 WHITFORD J	723	169	5	196	292	565	0	236	622	373	4	94
0096 0096 ALDHA PK S	407	69	1	82	135	319	0	105	254	264	1	40
0097 0097 HERITAGE V	663	95	1	105	269	450	2	143	459	338	2	65
0098 0098 MCKAY SCHD	301	52	0	76	130	216	0	83	243	153	2	31
0099 0099 GARDEN HOM	153	26	1	41	51	107	0	63	108	102	0	11
0100 0100 WHITFORD J	374	69	0	102	152	265	0	128	306	201	0	38
0101 0101 ST MARY VA	483	96	0	104	220	333	2	128	374	259	1	49
0102 0102 DAVID HILL	433	108	0	88	130	381	3	115	236	337	1	55
0103 0103 HILLSBORD	292	43	2	61	95	233	0	70	143	222	1	32
0104 0104 BROOKWOOD	789	136	2	124	296	605	3	147	445	558	2	46
0105 0105 COURTHOUSE	589	143	3	156	203	523	1	164	338	449	2	65
0106 0106 JB THOMAS	619	120	1	134	216	503	3	152	320	490	0	64
0107 0107 POYNTER JR	721	117	1	131	246	556	0	168	450	471	1	48
0108 0108 BROOKWOOD	570	92	3	97	211	435	3	113	337	392	1	32
0109 0109 WALT HENRY	747	126	1	134	249	597	1	161	374	563	1	70
0110 0110 ECHO SHAW	444	80	0	82	162	349	1	94	254	317	0	35
0111 0111 CORNELIUS	419	94	1	123	143	364	1	129	198	374	0	65
0112 0112 DILLEY ELE	144	28	0	22	39	122	0	33	0	4	0	1
0113 0113 UNITED MET	458	70	1	93	149	371	1	101	228	339	0	55
0114 0114 JOSEPH GAL	558	112	2	143	199	463	0	153	258	478	0	79
0115 0115 FG HIGH SC	539	82	1	128	165	440	0	145	291	398	0	61
0116 0116 1ST CHRIST	398	88	2	99	148	309	1	129	238	304	0	45
0117 0117 JOSEPH GAL	438	88	2	122	201	324	2	123	218	355	0	77
0118 0118 N ARMSTRON	166	23	0	25	54	127	1	32				
0119 0119 HITEON ELE	43	7	0	6	10	41	0	5	26	26	0	4
0120 0120 BEAVER ACR	79	15	0	24	31	46	0	41	69	41	0	8
0121 0121 FARMINGTON	617	114	2	98	161	549	2	119				
0122 0122 N ARMSTRON	147	22	0	33	40	119	0	43	52	88	0	17
0123 0123 POYNTER JR	20	4	1	8	9	15	0	9	16	13	0	4
0124 0124 DILLEY ELE	287	56	3	54	91	242	3	64				
0125 0125 GASTON HIG	309	50	0	60	89	247	0	83				
0126 0126 INDIAN HIL	589	85	0	71	239	409	1	96	369	340	0	36
0127 0127 GALES CREE	386	54	1	68	110	312	2	85				
0128 0128 MANNING SC	530	98	2	68	167	438	0	93				
0129 0129 BANKS HIGH	496	86	2	84	142	409	1	116				
0130 0130 T MCCALL M	272	56	2	58	99	213	2	74	31	36	0	3

11/07/86
10:07 AM

NOVEMBER GENERAL

CO. CHARTER AMEND. REGARDING TAX ORDINANCES
#25

- 01 - YES
- 02 - NO
- 03 - OVERTOTES
- 04 - UNDERVOTES

CO. CHARTER AMEND. COMMISSIONERS COMPEN.
#21

- 05 - YES
- 06 - NO
- 07 - OVERTOTES
- 08 - UNDERVOTES

MSD DEVELOP REG. CONVENTION CENTER
#26-19

- 09 - YES
- 10 - NO
- 11 - OVERTOTES
- 12 - UNDERVOTES

	01	02	03	04	05	06	07	08	09	10	11	12
0131 0131 BETHLEHEM	750	125	3	116	237	584	4	169	444	490	1	59
0132 0132 INDIAN HIL	771	123	2	142	255	586	1	196	501	465	0	72
0133 0133 ORENCO FIR	139	17	0	31	41	116	0	30	65	95	0	12
0134 0134 EVERGREEN	332	39	3	54	95	268	0	65	24	39	0	4
0135 0135 WEST UNION	634	105	2	106	204	515	1	127	8	5	0	0
0136 0136 N PLAINS S	651	91	2	103	190	529	0	128				
0137 0137 DIXIE MT G	82	15	0	14	31	57	0	23				
0138 0138 OAK HILLS	602	119	2	144	254	449	2	162	535	275	0	57
0139 0139 BETHANY SC	535	84	0	103	205	385	0	132	470	207	0	45
0140 0140 ROCK CREEK	514	93	0	110	223	362	0	132	396	275	0	46
0141 0141 BUXTON SCH	211	37	0	35	52	180	0	51				
0142 0142 VISITATION	335	74	1	89	65	326	1	107				
0143 0143 EVERGREEN	113	22	0	24	30	106	0	23				
0144 0144 T MCCALL M	489	120	2	102	206	404	0	103	307	356	0	50
0146 0146 BETHANY BA	235	28	0	59	76	174	0	72	147	150	0	25
0147 0147 ROCK CREEK	425	68	2	81	177	291	0	108	0	1	0	1
0148 0148 MOOBERRY S	654	119	3	125	206	531	1	69	375	464	2	60
0149 0149 MOOBERRY S	344	65	0	47	110	276	0	163	218	214	0	24
0150 0150 WV MCKINNE	455	83	1	67	168	355	0	83	225	342	0	39
0151 0151 HILLSBORD	586	112	0	133	218	479	1	133	337	435	3	56
0152 0152 FAITH BAPT	606	97	2	101	195	476	2	133	349	407	0	50
0153 0153 LENOX SCHD	773	103	2	107	311	542	1	131	493	439	0	40
0154 0154 HILLSBORD	372	83	1	79	140	301	0	94	264	235	1	35
0155 0155 BETHANY SC	540	89	0	116	188	403	0	154	381	321	0	43
0156 0156 MEADOW PK	243	36	0	30	90	176	1	42	148	139	0	22
0157 0157 ORENCO FIR	46	7	0	9	16	39	0	7	23	38	0	1
0158 0158 BROWN JR H	451	81	4	62	137	370	0	91	216	347	0	35
0159 0159 OAK HILLS	520	75	2	90	196	381	1	109	313	184	1	39
0160 0160 POYNTER JR	38	4	0	3	13	30	0	2	14	29	0	2
0162 0162 SHERWOOD M	516	73	4	98	188	374	1	128				
0163 0163 HAZELDALE	458	92	0	82	182	350	0	100	309	288	0	35
0164 0164 ECHO SHAW	5	0	0	0	2	3	0	0	5	0	0	0
0165 0165 KINTON GRA	66	10	0	10	23	54	0	9				
0166 0166 GRONER SCH	54	7	0	10	22	37	0	12				
0167 0167 FARMINGTON	189	33	1	39	50	165	0	47	15	20	0	0
0168 0168 LADD ACRES	643	96	1	90	228	470	2	130	426	368	0	36
0169 0169 GASTON HIG	376	87	1	67	107	332	1	91				
0170 0170 GRONER SCH	98	11	0	14	32	73	0	18				
0171 0171 N ARMSTRON	8	3	0	2	5	7	0	1	5	6	0	2
0172 0172 BEAVER ACR	343	65	0	58	108	271	1	86	220	213	0	33
0173 0173 ST ALEXAND	65	6	1	13	10	56	1	18	0	3	0	0
0174 0174 ST ALEXAND	135	21	1	25	37	111	0	34	50	100	0	9

CD. CHARTER AMEND. REGARDING TAX ORDINANCES
#25

- 01 - YES
- 02 - NO
- 03 - OVERTOTES
- 04 - UNDERVOTES

MSD DEVELOP REG. CONVENTION CENTER
#26-19

- 09 - YES
- 10 - NO
- 11 - OVERTOTES
- 12 - UNDERVOTES

CD. CHARTER AMEND. COMMISSIONERS COMPEN.
#21

- 05 - YES
- 06 - NO
- 07 - OVERTOTES
- 08 - UNDERVOTES

	01	02	03	04	05	06	07	08	09	10	11	12
0175 0175 FAITH BAPT	37	14	0	8	12	39	0	8	24	32	0	3
0176 0176 FARMINGTON	91	10	0	15	29	73	1	13				
0177 0177 FG HIGH SC	71	10	0	15	19	58	1	18	23	63	0	8
0178 0178 1ST CHRIST	11	5	0	3	2	14	0	3	3	11	0	5
0179 0179 BROOKWOOD	38	2	0	3	6	33	0	4	18	24	0	1
0180 0180 SUMMERFIEL	380	75	4	77	157	277	0	102	226	270	1	39
0181 0181 BROOKWOOD	9	0	0	1	4	6	0	0	4	5	0	1
0183 0183 TUAL COMM	60	12	1	14	19	53	0	15	32	47	0	8
0184 0184 HOPKINS SC	130	13	0	30	40	108	0	25	62	103	0	8
0185 0185 PIPERS RUN	65	3	0	37	26	38	1	40	62	28	0	15
0186 0186 PIPERS RUN	2	0	0	0	0	2	0	0	0	2	0	0
0187 0187 PIPERS RUN	13	0	0	1	7	5	0	2	6	8	0	0
0188 0188 COOPER MTN	363	52	0	77	125	267	0	100	302	153	0	37
0189 0189 TUALATIN E	157	20	0	36	63	96	0	54	127	73	0	13
0190 0190 GARDEN HOM	86	16	0	38	42	54	0	44	79	45	0	16
0191 0191 METZGER PK	18	2	0	1	11	5	0	5	10	11	0	0
0192 0192 METZGER PK	163	43	0	43	46	150	0	53	118	114	0	17
0193 0193 M WOODWARD	143	27	1	22	50	114	0	29	100	76	0	11
0194 0194 TIGARD COM	325	52	0	61	125	228	1	84	234	176	0	28
0195 0195 USA DURHAM	654	84	0	152	282	410	0	198	530	301	1	58
0196 0196 ST ALEXAND	16	2	0	2	3	15	0	2	3	15	0	2
0197 0197 MONTCLAIR	73	13	0	21	26	51	0	30	66	31	0	10
0198 0198 RIDGEWOOD	398	111	0	97	153	345	3	105	371	193	0	42
0199 0199 PRINCE OF	427	83	1	107	179	297	0	142	101	43	0	23
0200 0200 MEADOW PK	70	8	0	5	29	48	0	6	46	29	0	8
0201 0201 ECHO SHAW	32	4	0	3	14	20	0	5				
0202 0202 CORNELIUS	98	13	0	17	25	84	0	19	12	39	0	2
0203 0203 N P COMM H	179	47	4	40	72	159	0	39				
0204 0204 WASH CD MU	76	7	0	14	16	65	0	16				
0205 0205 ST ALEXAND	7	0	0	0	0	7	0	0	0	7	0	0
0206 0206 FAITH BAPT	5	1	0	0	0	5	0	1	0	6	0	0
0207 0207 TUALATIN E	5	0	0	2	2	4	0	1	2	5	0	0
0208 0208 GARDEN HOM	5	1	0	3	2	4	0	3	8	1	0	0
0209 0209 GARDEN HOM	6	7	0	5	6	5	0	7	13	3	0	2
0210 0210 ECHO SHAW	369	57	2	75	110	313	1	79	163	287	0	37
0211 0211 WASH CD LI	293	54	0	60	104	233	0	70	213	162	0	32
0212 0212 HILLSBORO	328	60	0	76	104	282	0	78	187	235	0	42
0213 0213 EDWARD BYR	270	43	0	54	104	196	0	67	215	124	0	28
0214 0214 MTN VIEW S	372	64	1	85	145	275	1	101	292	200	0	30
0215 0215 CF TIGARD	341	56	2	99	125	259	2	112	259	198	2	39
0216 0216 1ST UNITED	299	47	1	65	118	207	0	87	209	167	0	36
0217 0217 METZGER ME	18	3	0	5	5	12	0	9	12	12	0	2

11/07/86
10:07 AM

NOVEMBER GENERAL

CO. CHARTER AMEND. REGARDING TAX ORDINANCES
#25

- 01 - YES
- 02 - NO
- 03 - OVERTOTES
- 04 - UNDERVOTES

CO. CHARTER AMEND. COMMISSIONERS COMPEN.
#21

- 05 - YES
- 06 - NO
- 07 - OVERTOTES
- 08 - UNDERVOTES

MSD DEVELOP REG. CONVENTION CENTER
#26-19

- 09 - YES
- 10 - NO
- 11 - OVERTOTES
- 12 - UNDERVOTES

	01	02	03	04	05	06	07	08	09	10	11	12
0218 0218 M WOODWARD	16	9	1	3	9	15	0	5	17	10	0	2
0219 0219 HERITAGE V	50	7	0	6	25	29	0	9	40	17	0	6
TOTAL	79,756	14,148	190	17,135	29,590	60,147	151	21,341	49,405	41,167	88	7,023
COUNTY WIDE	79,756	14,148	190	17,135	29,590	60,147	151	21,341	49,405	41,167	88	7,023

CERTIFIED TO BE A TRUE AND
CORRECT COPY OF THE ORIGINAL
DATE 11-17-86
DONALD W. MASON DIRECTOR
OF REVENUE AND TAXATION
[Signature] DEPUTY CLERK




METRO

2000 S.W. First Avenue
Portland, OR 97201-5398
503/221-1646

Memorandum

Date: November 19, 1986

To: Don Carlson, Deputy Executive Officer

From:  Tuck Wilson, Convention Center Project Director

Regarding: Resolution Certifying Election Results

We have taken the liberty of submitting the draft resolution contained in the Council's November 20 agenda packet to Bond Counsel for review. Changes have been suggested, and a new draft for Council consideration has been submitted to Marie. I understand the revised resolution will be submitted to the Council as a substitute to the resolution in the agenda packet.

Please call if you have questions on this.

cc: Marie Nelson, Clerk of the Council

BEFORE THE COUNCIL OF THE
METROPOLITAN SERVICE DISTRICT

FOR THE PURPOSE OF ACCEPTING THE) RESOLUTION NO. 86-703
1986 OREGON GENERAL ELECTION)
ABSTRACT OF VOTES OF THE METRO-) Introduced by the
POLITAN SERVICE DISTRICT) Executive Officer

WHEREAS, General elections were held in the state of Oregon
November 4, 1986; and

WHEREAS, The positions of Metro Executive Officer and
Councilor representing Districts ^{and 9} 8 appeared on the General election
ballot; and

WHEREAS, Ballot Measure 26-19, authorizing the Metropolitan
Service District to finance, construct and operate a regional
convention center and to issue up to \$65 million general obligation
bonds, also appeared on the General election ballot; and

WHEREAS, ORS ch. 255.295 requires that Metro shall deter-
mine the result of the election no later than five days upon receipt
of the abstract of votes; and

WHEREAS, The abstracts of votes from the counties of
Multnomah, Washington and Clackamas were received by Metro on
November 20, 1986; now, therefore,

BE IT RESOLVED,

That the Council of the Metropolitan Service District has
received the abstract of votes of the November 4, 1986, Oregon
General election attached as Exhibit A, and determines that the
voters of the District have approved Ballot Measure 26-19, elected

Rena Cusma as Executive Officer, Mike Bonner as Councilor,
8th District, and Tanya Collier, Councilor, 9th District.

ADOPTED by the Council of the Metropolitan Service District
this _____ day of _____, 1986.

SLR/6530C/462-2/11/17/86

Richard Waker, Presiding Officer

BEFORE THE COUNCIL OF THE
METROPOLITAN SERVICE DISTRICT

FOR THE PURPOSE OF ACCEPTING THE) RESOLUTION NO. 86-703
1986 OREGON GENERAL ELECTION)
ABSTRACT OF VOTES OF THE METRO-) Introduced by the
POLITAN SERVICE DISTRICT) Executive Officer

WHEREAS, General elections were held in the state of Oregon
November 4, 1986; and

WHEREAS, The positions of Metro Executive Officer and
Councilor representing Districts 8 and 9 appeared on the General
election ballot; and

WHEREAS, Ballot Measure 26-19, authorizing the Metropolitan
Service District to finance, construct and operate a regional
convention center and to issue up to \$65 million general obligation
bonds, also appeared on the General election ballot; and

WHEREAS, ORS ch. 255.295 requires that Metro shall deter-
mine the result of the election no later than five days upon receipt
of the abstract of votes; and

WHEREAS, The abstracts of votes from the counties of
Multnomah, Washington and Clackamas were received by Metro on
November 20, 1986; now, therefore,

BE IT RESOLVED,

That the Council of the Metropolitan Service District has
received the abstract of votes of the November 4, 1986, Oregon
General election attached as Exhibit A, and determines that the
voters of the District have approved Ballot Measure 26-19, elected

Rena Cusma as Executive Officer, Mike Bonner as Councilor,
8th District, and Tanya Collier, Councilor, 9th District.

ADOPTED by the Council of the Metropolitan Service District
this _____ day of _____, 1986.

Richard Waker, Presiding Officer

SLR/amn
6530C/462-3
11/18/86

BEFORE THE COUNCIL OF THE
METROPOLITAN SERVICE DISTRICT

FOR THE PURPOSE OF ACCEPTING THE) RESOLUTION NO. 86-703
1986 OREGON GENERAL ELECTION)
ABSTRACT OF VOTES OF THE METRO-) Introduced by the
POLITAN SERVICE DISTRICT) Executive Officer

WHEREAS, General elections were held in the state of Oregon
November 4, 1986; and

WHEREAS, The positions of Metro Executive Officer and
Councilor representing District 8 appeared on the General election
ballot; and

WHEREAS, Ballot Measure 26-19, authorizing the Metropolitan
Service District to finance, construct and operate a regional
convention center and to issue up to \$65 million general obligation
bonds, also appeared on the General election ballot; and

WHEREAS, ORS ch. 255.295 requires that Metro shall deter-
mine the result of the election no later than five days upon receipt
of the abstract of votes; and

WHEREAS, The abstracts of votes from the counties of
Multnomah, Washington and Clackamas were received by Metro on
November 20, 1986; now, therefore,

BE IT RESOLVED,

That the Council of the Metropolitan Service District
hereby accepts the results of the November 4, 1986, Oregon General
election, relating to Metro ballot issues, as shown on Exhibit "A,"
the abstracts of votes from the counties of Multnomah, Washington
and Clackamas.

ADOPTED by the Council of the Metropolitan Service District
this _____ day of _____, 1986.

Richard Waker, Presiding Officer

CONSIDERATION OF RESOLUTION NO. 86-703 FOR THE
PURPOSE OF ACCEPTING THE 1986 OREGON GENERAL
ELECTION ABSTRACT OF VOTES OF THE METROPOLITAN
SERVICE DISTRICT

Date: November 12, 1986

Presented by: Donald Carlson

FACTUAL BACKGROUND AND ANALYSIS

General elections were held in the state of Oregon November 4, 1986. The General election ballot in the counties of Multnomah, Washington and Clackamas contained a Metro ballot measure and the positions of Executive Officer and one Councilor.

ORS chapter 255.295 sets forth that an abstract of the votes will be prepared and delivered to the district election authority not later than 20 days following the General election. The district election authority shall determine the result of the election and notify the County Clerk in writing no later than the fifth day following receipt of the abstract.

The Director of Multnomah County Elections Division will forward the certified abstracts from the three counties on November 20 (The abstracts will be attached as Exhibit "A" to the Resolution). In order to notify the Elections Division within five days of receipt of the abstracts, the Metro Council should accept the results at the November 20 Council meeting. Upon receipt of notification, Certificates of Election will be provided for those candidates who have been elected to their respective positions.

EXECUTIVE OFFICER'S RECOMMENDATION

The Executive Officer recommends adoption of Resolution No. 86-703.

AMN
6530C/462-1
11/12/86

CONSIDERATION OF RESOLUTION NO. 86-703, FOR THE
PURPOSE OF ACCEPTING THE 1986 OREGON GENERAL
ELECTION ABSTRACT OF VOTES OF THE METROPOLITAN
SERVICE DISTRICT

Date: November 25, 1986

Presented by: Donald Carlson

FACTUAL BACKGROUND AND ANALYSIS

The General election was held in the state of Oregon on November 4, 1986. The District had one measure and three positions on the ballot -- the Executive Officer position and two Council positions.

ORS chapter 255.295 sets forth that an abstract of the votes will be prepared and delivered to the district election authority no later than 20 days following the General election. The district election authority shall determine the result of the election and notify the County Clerk in writing no later than the fifth day following receipt of the abstract.

The Council was initially requested to adopt Resolution No. 86-703 at the meeting of November 20, 1986. However, the Multnomah County Elections Division was unable to deliver the abstract by the November 20 meeting date. The certified abstracts from the three counties were received from the Director of Multnomah County Elections Division on November 24, 1986 (the abstracts are attached as Exhibit "A" to the Resolution). The version of Resolution No. 86-703, attached, has been revised from the version initially presented to the Council on November 20. The second "whereas" paragraph has been amended to include reference to the District 9 Council position. The "be it resolved" paragraph has been amended to more specifically refer to the District measure and candidates on the November 4, 1986, General election ballot. This revised language for the Resolution was suggested by the District's bond counsel.

EXECUTIVE OFFICER'S RECOMMENDATION

The Executive Officer recommends adoption of Resolution No. 86-703.

AMN
11/25/86



METRO

2000 S.W. First Avenue
Portland, OR 97201-5398
503/221-1646

December 3, 1986

HAND DELIVERED

Ms. Vicki K. Ervin
Director of Elections
Multnomah County
1040 S.E. Morrison
Portland, Oregon 97214

Dear Vicki:

Enclosed is a true copy of Metro Resolution No. 86-703, for the Purpose of Accepting the 1986 Oregon General Election Abstract of Votes of the Metropolitan Service District (with the Exception of Clackamas County Abstract for Ballot Measure 26-19), adopted November 25, 1986; and Resolution No. 86-713, for the Purpose of Accepting the 1986 Oregon General Election Abstract for Ballot Measure 26-19, adopted November 28, 1986.

When the Council met on November 25 to adopt Resolution No. 86-703, it was discovered the voter abstracts from Clackamas County regarding the results of Ballot Measure 26-19 were not included in the abstracts received from your office. Therefore, the Council adopted a resolution that accepted the 1986 Oregon General election abstract of votes with the exception of Clackamas County abstract for the ballot measure.

On November 26, I called Suzanne of your office and learned she could find no copy of the Clackamas County voter abstracts for Ballot Measure 26-19 on file with Multnomah County. That same day, Sandy Bradley of our office secured a certified copy of the ballot measure abstract from the Clackamas County elections office, carried the abstract to the Multnomah County elections office, and retained a copy of same.

On November 28, the Metro Council adopted Resolution No. 86-713 which accepted the voter abstracts for Ballot Measure 26-19 from Clackamas, Multnomah and Washington Counties.

I understand upon receipt of our formal acceptance of the General election votes, you will send me certificates for the ballot measure election and for the three Metro officers elected on November 4, 1986.

Sincerely,

A. Marie Nelson
Clerk of the Council

Enclosures

RECEIVED
1986 DEC -3 M 2 22
DIRECTOR OF ELECTIONS

Metro Council

Richard Waker
Presiding Officer
District 2

Jim Gardner
Deputy Presiding
Officer
District 3

Bob Oleson
District 1

Corky Kirkpatrick
District 4

Tom DeJardin
District 5

George Van Bergen
District 6

Sharron Kelley
District 7

John Frewing
District 8

Tanya Collier
District 9

Larry Cooper
District 10

Marge Kafoury
District 11

Gary Hansen
District 12

Executive Officer
Rick Gustafson

MINUTES OF THE COUNCIL OF THE
METROPOLITAN SERVICE DISTRICT

Special Meeting
November 25, 1986

Councilors Present: Tanya Collier, Larry Cooper, Tom DeJardin,
John Frewing, Gary Hansen, Sharron Kelley,
Corky Kirkpatrick, David Knowles, Mike
Ragsdale, George Van Bergen and Richard
Waker

Councilors Abwent: Jim Gardner

Staff Present: Donald Carlson, Eleanore Baxendale, Tuck
Wilson, Kay Rich and Gene Leo

Presiding Officer Waker called the special meeting to order in the
Metro Council Chamber at 5:00 p.m.

1. Consideration of Resolution No. 86-703, for the Purpose of
Accepting the 1986 Oregon General Election Abstract of Votes
for the Metropolitan Service District

Donald Carlson, Deputy Executive Officer, briefly reviewed staff's
report as contained in the printed agenda materials. He explained
the wording of the Resolution had been revised since the Resolution
was initially presented at the November 20, 1986, Council meeting.
The Revised Resolution contained an added reference to the
District 9 Council election and the "be it resolved" paragraph more
specifically referred to candidates and the ballot measure on the
General election ballot. He said the revisions had been suggested
by Metro's bond counsel.

Main Motion: Councilor DeJardin moved the Council adopt
Resolution No. 86-703 and Councilor Kelley
seconded the motion.

Councilor Frewing questioned why the Resolution's language would be
of interest to bond counsel. The Deputy Executive Officer replied
bond counsel were consulting with Metro on the future sale of
general obligation bonds for the convention center project. There-
fore, Ballot Measure 26-19 election results and the certification
and acceptance of the voter abstracts of same was of special inter-
est to them.

Councilor Kirkpatrick asked if the voter abstracts were complete.
Mr. Carlson reviewed the contents of the abstracts and it was deter-
mined they did not contain the Clackamas County election abstract
concerning Ballot Measure 26-19.

Discussion followed about what action the Council could properly
take due to the absence of the Clackamas County abstract. Eleanore

Baxendale, General Counsel, was concerned the Council comply with Oregon Revised Statutes which required an elected body to accept certified voter abstracts within five days of receipt of same. She advised the Council to amend Resolution 86-703 to state the Council accepted all abstracts with the exception of the Clackamas County abstract for Ballot Measure 26-19. She said the Council could then certify all abstracts within five days of receipt of the missing Clackamas County abstract.

The discussion continued on possible solutions to the problem. Mr. Carlson suggested the Council defer action on the Resolution until such time all abstracts were complete. After discussion, it was determined to pursue the solution suggested by Counsel.

Councilor Ragsdale asked if it were possible the missing abstract had been misplaced in the Metro offices. The Council Clerk responded it was possible, although unlikely.

Motion to Amend: Councilor DeJardin moved, seconded by Councilor Kelley, to amend the main motion by excluding reference in Resolution No. 86-703 to the Clackamas County voter abstract for Ballot Measure 26-19 as follows (new language underlined and deleted language in brackets):

- 1) Amend the title of Resolution No. 86-703 to read, "For the Purpose of Accepting the 1986 Oregon General Election Abstract of Votes of the Metropolitan Service District (With the Exception of Clackamas County Abstract for Ballot Measure 26-19)"
- 2) Amend the fifth "whereas" paragraph to read, "The abstracts of votes from the counties of Multnomah, Washington and Clackamas were received by Metro on November [20] 24, 1986 (with the exception of the Clackamas County abstract for Ballot Measure 26-19); now, therefore,"
- 3) Amend the "be it resolved" paragraph to read, "That the Council of the Metropolitan Service District has received the abstract of votes of the November 4, 1986 Oregon General election (with the exception of the Clackamas County abstract for Ballot Measure 26-19) attached as Exhibit A, and determines that the voters of Multnomah[,]
and Washington [and Clackamas] counties of the District have approved Ballot Measure 26-19, and all District voters elected Rena Cusma as Executive Officer, Mike Bonner as Councilor, 8th District, and Tanya Collier, Councilor, 9th District."

Metro Council
November 25, 1986
Page 3

Vote on Motion to Amend: A vote resulted in:

Ayes: Councilors Collier, Cooper, DeJardin, Frewing,
Hansen, Kelley, Kirkpatrick, Knowles, Ragsdale,
Van Bergen and Waker

Absent: Councilor Gardner

The motion carried and the Resolution was amended.

Vote on Main Motion as Amended: A vote resulted in:

Ayes: Councilors Collier, Cooper, DeJardin, Frewing,
Hansen, Kelley, Kirkpatrick, Knowles, Ragsdale,
Van Bergen and Waker

Absent: Councilor Gardner

The motion carried and Resolution No. 86-703 was adopted as amended.

Presiding Officer Waker asked the Council how they wished to meet to approve the Clackamas County abstract. Councilor Hansen requested staff search the office to determine whether the abstracts were actually available. If they were, the Council could be reconvened later in the evening to approve the Resolution. Councilor Ragsdale asked if it were possible to receive the abstract on or after December 8 so the Council could approve it at their regular meeting of December 11. He suggested this alternative to avoid a phone conference or a special meeting at the Metro offices.

After discussion, the Presiding Officer said if the documents were not secured before December 11, the Council would conduct a special meeting to approve the abstract.

Presiding Officer Waker adjourned the meeting at 5:25 p.m.

Respectfully submitted,



A. Marie Nelson
Clerk of the Council

amn
6662C/313-2
12/08/86

expenditure of those funds loaned to the Convention Center Project. The Presiding Officer responded the Council Assistant would present an Ordinance to the Council on December 11 for their consideration which would require the Council to approve agreements with other government agencies which exceeded certain dollar amounts.

Councilor Ragsdale, Chair of the Convention Center Committee, said he would convene the Committee and present the Committee's recommendation to the Council on December 11.

Councilor Gardner noted the TSCC's letter was addressed to the Board of Directors rather than the Council. He requested staff inform the TSCC of this error.

8.4 Consideration of Resolution No. 86-703, for the Purpose of Accepting the 1986 Oregon General Election Abstract of Votes of the Metropolitan Service District

Donald Carlson, Deputy Executive Officer, reported the abstracts would not be received from the Multnomah County Elections Office until November 24. As such, he requested the Council convene at 5:00 p.m., Tuesday, November 25, to adopt the Resolution. He noted Oregon law required the Council to formally accept the abstracts with five days of their receipt from Multnomah County. The Presiding Officer agreed to the request and the special meeting was scheduled.

Presiding Officer Waker called a ten-minute recess at 8:05 p.m. The Council reconvened at 8:15 p.m.

WORK SESSION: Long-range Finance Policies for Solid Waste

Dan Durig, Solid Waste Director, introduced Mark Gardiner, a financial advisor with Governmental Finance Associates. Mr. Gardiner spoke on the importance of decisions which would expand Metro's currently sound financial base and allow the District to initiate a successful bonding program. Rich McConaghy, Solid Waste Analyst, summarized how the recommended financial management policies would provide new direction or formalize existing policies. The Solid Waste Committee of the Council, chaired by Councilor Gardner, would work with staff over the next few months and the Council was scheduled to formally adopt financial management policies in early 1987. After discussion on these issues, it was determined the Council generally supported the direction of the recommended policies.

Staff presented alternatives for commitment of the existing solid waste fund balance to offset rate increases in 1987. Councilors