

BEFORE THE COUNCIL OF THE  
METROPOLITAN SERVICE DISTRICT

FOR THE PURPOSE OF ACCEPTING THE	)	RESOLUTION NO. 86-713
1986 OREGON GENERAL ELECTION	)	
ABSTRACT OF VOTES OF THE	)	Introduced by the
METROPOLITAN SERVICE DISTRICT	)	Executive Officer
ABSTRACT FOR BALLOT MEASURE 26-19	)	

WHEREAS, General elections were held in the state of Oregon November 4, 1986; and

WHEREAS, Ballot Measure 26-19, authorizing the Metropolitan Service District to finance, construct and operate a regional convention center and to issue up to \$65 million general obligation bonds, also appeared on the General election ballot; and

WHEREAS, ORS ch. 255.295 requires that Metro shall determine the result of the election no later than five days upon receipt of the abstract of votes; and

WHEREAS, The abstracts of votes from the counties of Multnomah, Washington and Clackamas were received by Metro on November 26, 1986; now, therefore,

BE IT RESOLVED,

That the Council of the Metropolitan Service District has received the abstract of votes of the November 4, 1986, Oregon General election attached as Exhibit A, and determines that the voters of the District have approved Ballot Measure 26-19.

ADOPTED by the Council of the Metropolitan Service District this 28th day of November, 1986.

  
Richard Waker, Presiding Officer


g1/6530C/485-5  
11/26/86

EXHIBIT "A"

RECEIVED NOV 24 1986

Clackamas County abstract  
for Ballot Measure 26-19  
was received by the District  
on November 26, 1986


STATE OF OREGON )  
COUNTY OF MULTNOMAH ) SS



THIS IS TO CERTIFY that the abstract of votes attached hereto  
correctly summarizes the tally of votes cast at the General  
Election held in Multnomah County, Oregon, on November 4, 1986.

WITNESS MY HAND and SEAL this 21st day of November, 1986.

*Vicki K. Ervin*  
Vicki K. Ervin  
Director of Elections  
Multnomah County, Oregon



STATEMENT OF VOTES CAST  
11/11/86  
13:52

CLACKAMAS COUNTY, OREGON  
GENERAL ELECTION  
NOVEMBER 4, 1986

ISSUE E2

JUANITA W. ORF, COUNTY CLERK

\* I CERTIFY THAT THE VOTES RECORDED ON THIS ABSTRACT CORRECTLY \* BY :  
\* SUMMARIZE THE RESULT OF VOTES CAST AT THE ELECTION INDICATED. \*

\* DATE OF ABSTRACT :  
NOV 14 1986

METRO SERVICE DISTRICT  
MEASURE 26-19 - DEVELOP REGIONAL  
CONVENTION AND TRADE SHOW CENTER

YES

PRE	TOTAL	PRE	TOTAL	PRE	TOTAL	PRE	TOTAL	PRE	TOTAL	PRE	TOTAL	PRE	TOTAL	PRE	TOTAL	PRE	TOTAL	PRE	TOTAL
001	195	002	311	004	233	005	232	006	227	007	242	008	174	009	3	010	187	011	214
031	111	032	126	033	171	034	155	035	278	036	165	037	123	038	312	039	302	045	63
050	122	051	199	052	209	053	268	054	208	055	151	056	203	057	298	058	193	059	241
060	209	061	269	062	287	063	258	064	300	065	0	091	74	092	29	093	58	094	5
096	309	130	343	131	309	132	256	133	243	134	238	135	334	136	247	137	142	138	438
139	431	140	136	151	288	152	190	153	190	154	268	155	306	156	372	157	213	158	403
159	236	160	460	161	461	162	244	163	314	164	325	165	442	166	342	167	487	168	317
169	326	170	258	171	264	201	268	202	304	203	260	204	252	251	4	252	59	300	261
301	334	302	242	303	203	304	325	307	67	311	184	312	79	313	129	326	274	327	127
331	250	337	0	390	198	391	187	392	199	393	210	394	249	401	135	403	189	405	247
406	68	407	51	411	511	412	248	422	46	441	217	442	117	443	333	444	234	445	150
451	250	452	200	453	234	454	381	455	77	475	270	476	252	477	151	478	190	479	204
480	291	481	149	501	198	503	285	504	160	505	195	506	152	507	289	521	193	522	178
523	116	525	182	526	228	530	174	531	258	532	152	533	198	534	280	535	305	536	167
537	222	549	192	550	190	551	220	552	329	553	180	554	212	555	139	556	327	557	169
560	153	561	141	563	78	564	116	565	88	566	121	569	35	587	45				

VOTES CAST = 33,976

NO

PRE	TOTAL	PRE	TOTAL	PRE	TOTAL	PRE	TOTAL	PRE	TOTAL	PRE	TOTAL	PRE	TOTAL	PRE	TOTAL	PRE	TOTAL	PRE	TOTAL
001	275	002	401	004	234	005	338	006	238	007	355	008	225	009	16	010	268	011	289
031	149	032	217	033	230	034	239	035	303	036	261	037	109	038	265	039	250	045	92
050	110	051	174	052	221	053	234	054	222	055	177	056	254	057	275	058	179	059	279
060	274	061	243	062	301	063	259	064	308	065	0	091	43	092	40	093	61	094	3
096	308	130	309	131	354	132	270	133	259	134	222	135	266	136	230	137	133	138	255
139	300	140	95	151	205	152	158	153	151	154	196	155	162	156	238	157	94	158	283
159	140	160	247	161	264	162	193	163	169	164	155	165	225	166	255	167	241	168	250
169	243	170	138	171	173	201	235	202	268	203	267	204	157	251	1	252	30	300	207
301	257	302	181	303	140	304	247	307	65	311	130	312	54	313	80	326	226	327	144
331	249	337	1	390	291	391	225	392	242	393	212	394	305	401	152	403	227	405	313
406	126	407	72	411	429	412	284	422	103	441	250	442	139	443	328	444	291	445	215
451	244	452	269	453	232	454	304	455	78	475	267	476	276	477	205	478	192	479	249
480	306	481	245	501	214	503	279	504	193	505	236	506	187	507	227	521	224	522	124
523	114	525	221	526	261	530	206	531	250	532	204	533	256	534	252	535	269	536	273
537	217	549	200	550	206	551	263	552	314	553	176	554	229	555	151	556	327	557	197
560	183	561	232	563	154	564	177	565	150	566	154	569	35	587	54				

VOTES CAST = 33,016

OVERVOTES

PRE	TOTAL	PRE	TOTAL	PRE	TOTAL	PRE	TOTAL	PRE	TOTAL	PRE	TOTAL	PRE	TOTAL	PRE	TOTAL	PRE	TOTAL	PRE	TOTAL
001	1	002	1	004	0	005	1	006	0	007	1	008	0	009	0	010	1	011	0
031	0	032	0	033	0	034	0	035	0	036	0	037	0	038	0	039	1	045	0
050	0	051	0	052	0	053	0	054	0	055	0	056	0	057	1	058	0	059	0



060	0	061	0	062	0	063	1	064	1	090	0	091	0	092	0	093	0	094	0
096	1	130	0	131	1	132	0	133	1	134	1	135	0	136	0	137	0	138	0
139	0	140	0	151	1	152	0	153	0	154	3	155	0	156	0	157	0	158	1
159	0	160	0	161	0	162	0	163	1	164	0	165	0	166	0	167	3	168	0
169	0	170	1	171	1	201	0	202	0	203	1	204	0	251	0	252	1	300	0
301	0	302	0	303	0	304	0	307	0	311	0	312	0	313	0	326	1	327	0
331	2	337	0	390	1	391	0	392	1	393	0	394	1	401	1	403	0	405	0
406	0	407	0	411	0	412	1	422	0	441	2	442	0	443	0	444	1	445	1
451	0	452	0	453	0	454	0	455	0	475	0	476	0	477	0	478	1	479	0
480	2	481	0	501	0	503	0	504	0	505	2	506	0	507	1	521	0	522	0
523	0	525	0	526	0	530	0	531	0	532	2	533	1	534	0	535	0	536	0
537	0	549	2	550	0	551	0	552	0	553	1	554	0	555	0	556	0	557	0
560	0	561	1	563	1	564	0	565	0	566	0	569	0	587	0				

VOTES CAST = 54

UNDERVOTES

PRE	TOTAL	PRE	TOTAL	PRE	TOTAL	PRE	TOTAL	PRE	TOTAL	PRE	TOTAL	PRE	TOTAL	PRE	TOTAL	PRE	TOTAL	PRE	TOTAL
001	53	002	82	004	54	005	78	006	44	007	51	008	43	009	1	010	39	011	43
031	51	032	72	033	46	034	68	035	44	036	52	037	28	038	61	039	54	045	16
050	22	051	60	052	59	053	56	054	68	055	42	056	42	057	56	058	27	059	49
060	46	061	48	062	81	063	45	064	66	090	0	091	10	092	6	093	11	094	1
096	75	130	56	131	81	132	71	133	44	134	41	135	61	136	46	137	36	138	49
139	76	140	21	151	41	152	45	153	38	154	58	155	94	156	62	157	30	158	64
159	35	160	64	161	77	162	50	163	38	164	49	165	48	166	48	167	66	168	53
169	47	170	40	171	66	201	29	202	88	203	47	204	32	251	0	252	10	300	56
301	62	302	38	303	45	304	57	307	11	311	39	312	13	313	26	326	63	327	24
331	56	337	0	390	50	391	41	392	54	393	39	394	51	401	42	403	43	405	56
406	26	407	12	411	79	412	49	422	19	441	43	442	22	443	66	444	44	445	66
451	84	452	69	453	56	454	49	455	24	475	58	476	52	477	46	478	59	479	48
480	59	481	59	501	45	503	42	504	34	505	38	506	39	507	72	521	59	522	102
523	84	525	38	526	59	530	42	531	62	532	35	533	45	534	33	535	50	536	75
537	39	549	48	550	40	551	56	552	68	553	36	554	51	555	39	556	62	557	29
560	34	561	32	563	26	564	26	565	31	566	18	569	8	587	5				

VOTES CAST = 7,319

TOTALVOTES

PRE	TOTAL	PRE	TOTAL	PRE	TOTAL	PRE	TOTAL	PRE	TOTAL	PRE	TOTAL	PRE	TOTAL	PRE	TOTAL	PRE	TOTAL	PRE	TOTAL
001	524	002	795	004	521	005	649	006	509	007	649	008	442	009	20	010	495	011	546
031	311	032	415	033	447	034	462	035	627	036	478	037	260	038	642	039	607	045	171
050	254	051	433	052	489	053	558	054	498	055	370	056	499	057	622	058	399	059	569
060	529	061	560	062	669	063	563	064	675	090	0	091	127	092	75	093	130	094	9
096	693	130	708	131	745	132	597	133	547	134	502	135	661	136	523	137	311	138	742
139	807	140	252	151	535	152	393	153	379	154	525	155	562	156	672	157	337	158	751
159	411	160	771	161	802	162	407	163	522	164	529	165	715	166	645	167	797	168	620
169	616	170	437	171	504	201	532	202	660	203	575	204	441	251	5	252	100	300	524
301	653	302	461	303	388	304	629	307	143	311	353	312	146	313	235	326	564	327	295
331	557	337	1	390	540	391	453	392	496	393	461	394	606	401	330	403	459	405	616
406	220	407	135	411	1,019	412	582	422	168	441	512	442	278	443	727	444	570	445	432
451	578	452	538	453	522	454	734	455	179	475	595	476	580	477	402	478	443	479	501
480	658	481	453	501	457	503	606	504	387	505	491	506	369	507	509	521	476	522	404
523	314	525	441	526	548	530	422	531	570	532	393	533	500	534	565	535	624	536	515
537	478	549	442	550	436	551	539	552	711	553	393	554	492	555	329	556	716	557	395
560	370	561	406	563	259	564	319	565	269	566	293	569	78	587	104				

VOTES CAST = 74,365

CERTIFIED COPY OF THE ORIGINAL  
 JUANITA N. ORR, COUNTY CLERK  
 BY: *al. Kenny Deputy*





***ABSENTEE TOTALS 35		GENERAL ELECTION, NOVEMBER 4, 1986 METRO SERVICE DISTRICT DEVELOP REGIONAL CONVENTION & TRADE SHOW CENTER, MEASURE 26-19											
	REGISTRATION	BALLOTS CAST	TURNOUT	REGIONAL CONVENTION AND TRADE SHOW CENTER BLANK	OVER-VOTES	METRO MEASURE 26-19 YES	METRO MEASURE 26-19 NO						
MULTNOMAH COUNTY	327194	16795	5.1	1694	22	6349	6730						
1ST CONGRESSIONAL DIST	62577	3512	5.6	302	7	1678	1525						
3RD CONGRESSIONAL DIST	264617	13283	5.0	1392	15	4671	7205						
3RD SENATORIAL DIST	28663	1471	5.1	133	0	743	595						
6TH SENATORIAL DIST	59181	3226	5.4	291	9	1351	1577						
7TH SENATORIAL DIST	49800	2349	4.7	272	1	819	1257						
8TH SENATORIAL DIST	45151	1990	4.4	234	2	629	1125						
9TH SENATORIAL DIST	47230	2738	5.7	257	2	962	1517						
10TH SENATORIAL DIST	55009	2912	5.2	290	4	1110	1508						
11TH SENATORIAL DIST	42160	2107	4.9	217	4	735	1151						
10TH REPRESENTATIVE DIST	28663	1471	5.1	133	0	743	595						
11TH REPRESENTATIVE DIST	30965	1729	5.5	154	1	791	783						
12TH REPRESENTATIVE DIST	26216	1499	5.3	137	8	560	794						
13TH REPRESENTATIVE DIST	22981	1126	4.8	123	1	348	654						
14TH REPRESENTATIVE DIST	26619	1223	4.5	149	0	471	603						
15TH REPRESENTATIVE DIST	26879	1321	4.9	132	2	474	713						
16TH REPRESENTATIVE DIST	24090	1433	5.9	139	2	467	825						
17TH REPRESENTATIVE DIST	23408	1145	4.8	115	0	316	714						
18TH REPRESENTATIVE DIST	21743	845	3.8	119	2	313	411						
19TH REPRESENTATIVE DIST	28130	1591	5.6	158	2	636	795						
20TH REPRESENTATIVE DIST	23140	1305	5.6	118	0	495	692						
21ST REPRESENTATIVE DIST	23325	1218	5.2	116	0	400	702						
22ND REPRESENTATIVE DIST	18635	889	4.7	101	4	335	449						
COMMISSION DISTRICT 1	78374	4255	5.4	381	9	1954	1911						
COMMISSION DISTRICT 2	62590	2973	4.7	334	3	1042	1594						
COMMISSION DISTRICT 3	71070	3666	5.1	370	5	1323	1968						
COMMISSION DISTRICT 4	59256	3003	5.0	320	1	971	1711						
COMMISSION DISTRICT 5	55906	2898	5.1	289	4	1059	1546						
FAIRVIEW	929	39	4.1	4	0	12	23						
GRESHAM	21890	1096	5.0	124	3	404	565						
LAKE OSWEGO	1368	66	4.7	8	0	35	23						
MILWAUKIE	0	0	0.0	0	0	0	0						
WAYWOOD PARK	554	27	4.8	3	0	8	16						
PORTLAND	249482	12768	5.1	1295	17	4925	6531						
TROUTDALE	3117	89	2.8	9	0	47	33						
WOOD VILLAGE	1151	56	4.8	7	0	17	32						
UNINCORPORATED MULTNOMAH	48683	2654	5.4	244	2	901	1507						

35	GENERAL ELECTION, NOVEMBER 4, 1986												
	METRO SERVICE DISTRICT DEVELOP REGIONAL CONVENTION & TRADE SHOW CENTER, MEASURE 26-19												
	REGISTRATION	BALLOTS CAST	TURNOUT	REGIONAL CONVENTION AND TRADE SHOW CENTER BLANK	OVER-VOTES	METRO MEASURE 26-19 YES	METRO MEASURE 26-19 NO						
PCT 0102	100	78	78.0	0	0	48	25						
PCT 0122	0	0	0.0	0	0	1	1						
PCT 0140	0	0	0.0	0	0	0	0						
PCT 0151	12	8	66.6	0	0	6	2						
PCT 0152	0	0	0.0	0	0	0	0						
PCT 0156	73	45	61.6	0	0	33	10						
PCT 0167	11	7	63.6	0	0	5	2						
PCT 0171	102	70	68.6	0	0	47	16						
PCT 0331	7	4	57.1	1	0	1	2						
PCT 0407	439	286	65.1	63	0	104	119						
PCT 0421	94	58	61.7	9	0	27	22						
PCT 0422	78	42	79.4	4	0	29	29						
PCT 0500	2	2	100.0	0	0	0	2						
PCT 0503	34	18	52.9	0	0	9	9						
PCT 0504	0	0	0.0	0	0	0	0						
PCT 0516	0	0	0.0	0	0	0	0						
PCT 0518	31	20	64.5	2	0	7	11						
PCT 0535	38	33	86.8	0	0	18	12						
PCT 0536	0	0	0.0	0	0	0	0						
PCT 0556	51	34	66.6	4	0	13	17						
PCT 0571	51	39	76.4	8	0	14	17						
PCT 0589	29	20	68.9	1	0	13	6						
PCT 0599	0	0	0.0	0	0	0	0						
PCT 0600	114	82	71.9	7	0	44	31						
PCT 0601	0	0	0.0	0	0	0	0						
PCT 0602	140	84	61.4	14	0	28	42						
PCT 0603	0	0	0.0	0	0	0	0						
PCT 1001	384	278	72.3	23	0	111	144						
PCT 1002	204	137	66.5	8	0	67	62						
PCT 1012	384	213	55.4	16	0	114	81						
PCT 1013	807	538	66.6	50	1	314	173						
PCT 1014	1044	728	69.7	59	2	477	190						
PCT 1017	617	463	75.0	44	1	294	124						
PCT 1019	891	633	71.0	45	2	398	188						
PCT 1025	680	395	58.0	60	0	210	125						
PCT 1028	695	421	60.5	42	0	270	109						
PCT 1031	490	277	56.5	32	0	184	61						
PCT 1034	897	415	46.1	40	4	263	108						
PCT 1040	709	343	48.3	44	0	199	100						
PCT 1043	1147	632	55.1	53	67	331	161						
PCT 1045	454	344	75.7	22	0	205	117						
PCT 1047	395	236	59.7	21	6	138	71						
PCT 1049	924	530	57.3	46	51	295	138						
PCT 1053	775	289	37.2	32	0	187	70						
PCT 1101	532	393	74.2	30	0	252	113						
PCT 1103	672	443	65.9	64	3	229	147						
PCT 1107	515	324	62.9	35	1	187	101						
PCT 1117	858	593	69.1	57	0	360	176						
PCT 1118	602	298	49.5	29	3	187	79						
PCT 1133	409	240	58.6	13	0	169	58						
PCT 1143	615	438	71.2	37	1	267	133						
PCT 1155	863	515	59.6	46	0	332	137						
PCT 1156	626	584	70.7	41	0	382	161						
PCT 1158	592	440	74.3	28	0	276	136						
PCT 1160	820	525	64.0	70	1	285	169						
PCT 1162	510	315	61.7	30	0	207	78						
PCT 1163	292	189	64.7	9	1	124	55						
PCT 1164	431	314	72.8	24	1	178	111						
PCT 1165	566	419	74.0	30	0	276	113						
PCT 1170	420	307	73.0	26	1	199	81						
PCT 1171	403	298	73.9	12	1	196	89						
PCT 1172	476	519	76.7	32	1	282	204						
PCT 1173	825	647	78.4	48	0	365	234						
PCT 1177	825	429	52.0	48	0	262	119						
PCT 1179	453	316	69.7	34	0	173	109						
PCT 1182	686	414	60.3	28	1	262	123						
PCT 1183	399	232	58.1	15	0	145	72						
PCT 1184	422	304	72.0	26	0	173	105						
PCT 1186	880	660	75.0	46	1	340	273						
PCT 1189	1030	747	72.5	62	0	425	260						
PCT 1195	997	584	58.5	35	0	363	186						
PCT 1200	728	493	67.7	36	0	281	176						

35	GENERAL ELECTION, NOVEMBER 4, 1986 METRO SERVICE DISTRICT DEVELOP REGIONAL CONVENTION & TRADE SHOW CENTER, MEASURE 26-19										
	REGISTRATION	BALLOTS CAST	TURNOUT	REGIONAL CONVENTION AND TRADE SHOW CENTER BLANK	OVER-VOTES	METRO MEASURE 26-19 YES	METRO MEASURE 26-19 NO				
PCT 1205	867	617	71.1	54	0	344	219				
PCT 1206	1036	715	69.0	51	0	398	266				
PCT 1207	902	611	67.7	44	2	330	235				
PCT 1210	512	375	73.2	37	0	189	149				
PCT 1211	611	448	73.3	34	1	246	167				
PCT 1213	786	436	55.4	65	0	212	159				
PCT 1215	858	632	73.6	35	0	356	241				
PCT 1216	723	455	62.9	31	1	235	188				
PCT 1220	742	453	61.0	31	0	272	150				
PCT 1222	586	432	73.7	31	1	225	175				
PCT 1223	691	493	71.3	29	1	240	223				
PCT 1224	900	642	71.3	45	0	373	224				
PCT 1225	974	626	64.2	41	0	355	230				
PCT 1226	832	620	74.5	34	0	361	205				
PCT 1229	931	719	77.2	53	0	394	272				
PCT 1230	1244	882	70.9	66	0	467	349				
PCT 1232	1108	822	74.1	61	0	428	333				
PCT 1233	1036	798	77.0	54	0	401	343				
PCT 1236	933	719	77.0	37	0	402	280				
PCT 1237	709	533	75.1	34	1	283	215				
PCT 1238	1238	755	60.9	61	0	442	252				
PCT 1240	673	509	75.6	28	5	313	163				
PCT 1243	590	406	68.8	43	0	213	150				
PCT 1244	828	590	71.2	44	1	316	229				
PCT 1245	899	498	55.4	45	0	288	165				
PCT 1246	787	573	72.8	42	2	272	257				
PCT 1248	798	616	77.1	60	5	323	228				
PCT 1250	717	516	71.9	47	0	268	201				
PCT 1251	945	658	69.6	45	3	357	253				
PCT 1252	458	329	71.8	22	1	159	147				
PCT 1305	953	394	41.3	54	0	214	128				
PCT 1308	549	217	39.5	33	0	119	65				
PCT 1313	682	420	61.5	54	0	237	127				
PCT 1315	1292	822	63.6	66	2	525	229				
PCT 1320	550	297	54.0	25	0	195	77				
PCT 1321	63	41	65.0	2	0	34	5				
PCT 1400	1388	859	61.8	77	1	547	234				
PCT 1500	260	208	80.0	18	0	97	93				
PCT 1503	150	107	71.3	9	0	48	50				
PCT 1507	434	316	72.8	18	1	184	113				
PCT 1512	523	382	73.0	24	4	244	110				
PCT 1515	562	391	69.5	20	1	256	114				
PCT 1533	537	400	74.4	28	6	243	123				
PCT 1546	471	351	74.5	26	0	222	103				
PCT 2002	1098	604	55.0	58	0	217	329				
PCT 2003	1111	676	60.8	55	2	247	372				
PCT 2005	657	409	62.2	31	0	135	243				
PCT 2015	906	590	65.1	57	3	212	318				
PCT 2018	1016	658	64.7	59	1	235	363				
PCT 2021	651	362	55.6	31	0	143	188				
PCT 2023	900	532	59.1	52	1	198	281				
PCT 2025	826	272	32.9	41	1	124	106				
PCT 2026	964	576	59.7	65	0	228	283				
PCT 2027	1131	645	56.7	56	2	270	337				
PCT 2028	574	368	64.1	38	0	128	202				
PCT 2029	682	420	61.5	38	1	169	212				
PCT 2034	699	445	63.6	41	0	172	232				
PCT 2043	714	431	60.3	45	1	156	229				
PCT 2046	618	337	54.5	38	0	112	187				
PCT 2049	620	411	66.2	31	2	145	233				
PCT 2050	1025	657	64.0	69	1	247	340				
PCT 2051	860	634	72.0	50	0	227	357				
PCT 2061	1004	693	69.0	57	0	250	384				
PCT 2074	1072	749	69.8	69	1	256	423				
PCT 2077	773	503	65.0	47	0	200	256				
PCT 2083	478	277	57.9	31	1	119	126				
PCT 2086	605	378	62.4	40	0	175	163				
PCT 2096	687	334	50.0	34	2	158	140				
PCT 2099	1227	522	42.5	76	1	217	208				
PCT 2100	751	498	66.3	42	1	199	256				
PCT 2107	792	544	68.6	58	0	213	273				
PCT 2109	1166	771	66.1	80	1	328	362				

35		GENERAL ELECTION, NOVEMBER 4, 1986 METRO SERVICE DISTRICT DEVELOP REGIONAL CONVENTION & TRADE SHOW CENTER, MEASURE 26-19												
	REGISTRATION	BALLOTS CAST	TURNOUT	REGIONAL CONVENTION AND TRADE SHOW CENTER BLANK	OVER-VOTES	METRO MEASURE 26-19 YES	METRO MEASURE 26-19 NO							
PCT 2114	711	499	70.1	49	1	218	231							
PCT 2115	650	434	66.7	28	0	213	191							
PCT 2116	502	325	64.7	35	0	141	149							
PCT 2118	868	494	56.9	64	0	199	231							
PCT 2123	738	450	60.9	44	0	191	215							
PCT 2135	420	203	48.3	22	0	87	94							
PCT 2139	554	243	43.8	36	1	97	109							
PCT 2142	645	456	70.6	31	0	231	194							
PCT 3004	1116	577	51.7	73	0	268	236							
PCT 3008	1002	658	65.6	39	1	313	305							
PCT 3014	581	391	67.2	31	0	199	161							
PCT 3016	741	404	54.5	56	1	170	177							
PCT 3021	1255	787	62.7	74	1	367	345							
PCT 3026	733	380	51.8	41	0	168	171							
PCT 3027	654	372	56.8	33	0	190	149							
PCT 3032	845	558	66.0	39	0	299	220							
PCT 3034	731	514	70.3	37	0	246	231							
PCT 3039	761	435	57.1	41	0	214	180							
PCT 3040	647	334	51.6	60	0	158	116							
PCT 3042	1201	505	42.0	94	0	218	193							
PCT 3052	911	708	77.7	54	0	356	298							
PCT 3058	1156	744	64.3	74	4	341	325							
PCT 3063	1223	632	51.6	62	1	304	265							
PCT 3071	774	358	46.2	70	1	181	106							
PCT 3073	843	422	50.0	58	0	213	151							
PCT 3080	1224	912	74.3	55	0	552	305							
PCT 3084	831	578	69.5	44	0	255	279							
PCT 3090	973	719	73.8	52	0	406	261							
PCT 3094	646	494	76.4	36	0	291	167							
PCT 3097	1210	815	67.3	60	1	493	261							
PCT 3105	710	430	60.5	59	1	219	151							
PCT 3109	1099	832	75.7	62	0	541	229							
PCT 3113	1220	934	76.5	56	1	609	268							
PCT 3122	780	572	73.3	39	1	321	211							
PCT 3126	469	332	70.7	20	0	198	114							
PCT 3128	861	624	72.4	47	3	363	211							
PCT 3132	673	483	71.7	29	0	264	190							
PCT 3135	948	708	74.6	57	0	449	202							
PCT 3138	1109	822	74.1	66	2	534	220							
PCT 3143	929	695	74.8	53	0	438	204							
PCT 3144	904	666	73.6	49	0	443	174							
PCT 3151	1091	662	60.6	94	1	386	181							
PCT 3155	488	193	41.2	26	0	105	62							
PCT 3156	774	577	74.5	47	2	247	281							
PCT 3160	747	502	67.2	39	0	227	236							
PCT 3163	1005	702	69.8	73	1	278	350							
PCT 3165	1059	733	69.2	54	1	336	342							
PCT 3170	564	411	72.8	44	1	192	174							
PCT 3174	903	644	71.3	50	0	337	257							
PCT 3177	1177	797	67.7	72	3	401	321							
PCT 3185	606	455	75.0	39	1	205	210							
PCT 3186	796	554	69.5	45	0	251	258							
PCT 3193	868	601	69.2	39	1	350	211							
PCT 3196	1040	715	68.7	79	1	376	259							
PCT 3199	479	369	77.0	30	0	189	150							
PCT 3203	1161	841	72.4	65	2	414	360							
PCT 3205	744	494	66.3	43	0	243	208							
PCT 3212	733	523	71.3	59	1	276	187							
PCT 3217	350	235	67.1	28	1	107	99							
PCT 3219	850	614	72.2	52	0	248	314							
PCT 3223	376	364	96.5	35	1	171	157							
PCT 3228	1095	757	69.1	68	0	334	355							
PCT 3233	863	597	69.1	69	1	258	269							
PCT 3234	869	521	59.9	54	0	242	225							
PCT 3237	792	521	65.7	45	0	244	232							
PCT 3240	1055	746	70.7	61	2	358	325							
PCT 3245	732	499	68.1	43	0	236	220							
PCT 3248	498	486	97.4	48	0	254	184							
PCT 3249	381	212	55.6	26	1	119	66							
PCT 3253	1196	742	62.0	76	0	461	205							
PCT 3258	1060	756	71.3	65	1	466	224							
PCT 3259	1179	778	65.9	87	0	452	239							



GENERAL ELECTION, NOVEMBER 4, 1986												
METRO SERVICE DISTRICT DEVELOP REGIONAL CONVENTION & TRADE SHOW CENTER, MEASURE 26-19												
35	REGISTRATION	BALLOTS CAST	TURNOUT	REGIONAL CONVENTION AND TRADE SHOW CENTER BLANK	OVER-VOTES	METRO MEASURE 26-19 YES	METRO MEASURE 26-19 NO					
PCT 3263	906	554	61.1	56	1	308	169					
PCT 3268	347	200	57.6	36	1	104	59					
PCT 3273	440	206	46.8	11	0	113	78					
PCT 3274	834	547	65.5	40	0	325	162					
PCT 3283	1115	631	56.5	59	0	344	228					
PCT 3284	894	668	74.7	47	0	392	229					
PCT 3286	1179	898	76.1	58	0	507	333					
PCT 3290	816	607	74.3	42	0	345	220					
PCT 3292	847	619	73.0	48	0	333	238					
PCT 3297	854	535	62.6	49	0	216	270					
PCT 3299	436	287	65.8	18	1	118	150					
PCT 3300	273	144	52.7	15	0	58	71					
PCT 3302	309	177	57.2	11	0	65	101					
PCT 3306	1060	777	73.3	62	0	347	368					
PCT 3307	1094	762	69.6	76	0	412	274					
PCT 3308	963	731	75.9	68	0	366	297					
PCT 3309	655	530	80.9	47	0	225	258					
PCT 3310	824	598	72.5	52	0	257	289					
PCT 3311	727	559	76.8	48	0	225	286					
PCT 3312	1110	762	68.6	74	1	278	409					
PCT 3313	689	518	75.1	58	1	207	252					
PCT 3314	786	542	68.9	62	1	218	261					
PCT 3315	964	687	71.2	53	0	295	339					
PCT 3316	747	516	69.0	38	1	236	241					
PCT 3317	450	283	62.8	35	1	96	151					
PCT 3318	888	594	66.8	53	0	251	290					
PCT 3319	346	243	70.2	23	0	99	121					
PCT 3320	974	589	60.4	62	1	244	282					
PCT 3321	722	490	67.8	33	0	191	266					
PCT 3322	900	697	77.4	66	1	365	265					
PCT 3323	800	622	77.7	25	1	295	301					
PCT 3324	961	773	80.4	66	4	367	336					
PCT 3325	349	261	74.7	21	0	111	129					
PCT 3326	755	559	74.0	39	1	269	250					
PCT 3327	258	152	58.9	13	0	79	60					
PCT 3328	32	20	62.5	1	0	12	7					
PCT 3329	505	384	76.0	39	0	155	190					
PCT 3330	230	181	78.6	16	0	96	69					
PCT 4005	759	485	63.8	46	2	268	169					
PCT 4009	895	564	63.2	45	0	311	210					
PCT 4020	1124	697	62.0	75	1	380	241					
PCT 4022	433	173	39.9	19	0	80	74					
PCT 4025	1260	701	55.6	77	1	421	202					
PCT 4026	646	370	57.2	36	0	223	111					
PCT 4027	1039	652	62.7	74	3	369	206					
PCT 4030	1013	561	55.3	67	0	336	158					
PCT 4033	1213	747	61.5	68	2	396	281					
PCT 4038	911	602	66.0	53	0	309	240					
PCT 4041	994	682	68.6	43	1	364	274					
PCT 4044	670	493	73.5	41	0	265	187					
PCT 4048	975	670	68.7	68	0	340	262					
PCT 4049	905	551	60.8	45	1	329	176					
PCT 4052	216	121	56.0	14	0	67	40					
PCT 4056	669	446	66.6	39	0	222	185					
PCT 4064	763	523	68.5	40	0	271	212					
PCT 4065	780	550	70.5	36	0	272	242					
PCT 4067	921	581	63.0	47	1	300	233					
PCT 4068	1105	645	58.3	63	2	320	260					
PCT 4080	629	484	76.9	39	1	233	211					
PCT 4085	1086	757	69.7	59	0	382	316					
PCT 4092	1115	731	65.5	71	1	313	346					
PCT 4106	546	344	63.0	42	0	180	122					
PCT 4107	898	586	65.2	59	0	280	247					
PCT 4111	1003	715	71.2	65	2	388	260					
PCT 4114	942	690	73.2	51	0	376	263					
PCT 4117	939	666	70.9	60	1	281	324					
PCT 4118	1050	744	71.0	53	1	353	339					
PCT 4123	481	370	76.9	33	1	125	211					
PCT 4125	928	629	67.7	54	1	254	320					
PCT 4128	418	308	73.6	34	0	116	158					
PCT 4130	870	523	60.1	48	2	230	243					
PCT 4131	738	563	76.2	57	0	291	215					

35		GENERAL ELECTION, NOVEMBER 4, 1986 METRO SERVICE DISTRICT DEVELOP REGIONAL CONVENTION & TRADE SHOW CENTER, MEASURE 26-19												
	REGISTRATION	BALLOTS CAST	TURNOUT	REGIONAL CONVENTION AND TRADE SHOW CENTER BLANK	OVER-VOTES	METRO MEASURE 26-19 YES	METRO MEASURE 26-19 NO							
PCT 4132	841	638	75.8		47	1	325	245						
PCT 4143	944	627	66.4		33	0	340	244						
PCT 4144	689	445	64.5		38	0	209	198						
PCT 4147	903	581	64.3		54	1	276	250						
PCT 4152	761	502	65.9		39	0	226	237						
PCT 4155	555	402	72.4		39	0	156	207						
PCT 4156	474	320	67.5		29	0	135	156						
PCT 4158	837	531	63.4		50	0	207	274						
PCT 4160	857	544	63.4		48	0	242	254						
PCT 4162	686	457	66.6		38	2	196	221						
PCT 4167	836	590	70.5		60	0	251	279						
PCT 4176	803	552	68.7		29	1	241	281						
PCT 4178	850	404	62.1		34	0	185	185						
PCT 4181	349	207	59.3		22	0	102	83						
PCT 4182	424	279	65.8		25	0	123	131						
PCT 4185	761	482	63.3		31	1	217	233						
PCT 4188	815	502	61.5		41	0	206	255						
PCT 4190	646	409	63.3		24	0	193	192						
PCT 4191	988	647	65.4		55	1	240	351						
PCT 4196	910	484	53.1		66	1	198	219						
PCT 4202	711	513	72.1		42	0	206	265						
PCT 4203	855	521	60.9		36	1	198	286						
PCT 4206	557	337	60.5		26	0	143	168						
PCT 4208	723	401	55.4		43	1	141	216						
PCT 4211	773	427	55.2		40	0	160	227						
PCT 4214	994	550	55.3		43	1	227	279						
PCT 4218	709	449	63.3		31	0	166	252						
PCT 4221	757	450	59.4		44	0	201	205						
PCT 4223	493	308	62.4		31	0	160	117						
PCT 4228	906	504	55.6		44	0	273	187						
PCT 4231	1065	636	59.7		54	1	303	278						
PCT 4236	874	549	62.8		63	0	256	230						
PCT 4240	1261	803	63.6		62	1	401	339						
PCT 4242	584	342	58.5		32	0	159	151						
PCT 4243	679	434	63.9		46	1	222	165						
PCT 4244	406	302	74.3		32	0	137	133						
PCT 4246	894	553	61.8		54	0	241	258						
PCT 4248	1154	777	67.3		58	1	323	395						
PCT 4250	815	612	75.0		47	0	269	296						
PCT 4251	511	358	70.0		29	0	168	161						
PCT 4254	546	290	53.1		74	0	126	90						
PCT 4256	1011	670	66.2		50	1	361	258						
PCT 4259	1013	775	76.5		110	0	339	326						
PCT 4263	521	380	72.9		38	0	177	165						
PCT 4264	842	612	72.6		40	1	287	284						
PCT 4265	638	480	75.2		49	1	221	209						
PCT 4268	520	401	77.1		35	1	222	143						
PCT 4271	850	676	79.5		53	0	351	272						
PCT 4278	1374	961	69.9		96	1	373	491						
PCT 4279	1242	846	68.1		59	1	359	427						
PCT 4282	1115	859	77.0		64	0	516	279						
PCT 4284	370	284	77.2		11	0	182	93						
PCT 4285	709	485	68.4		45	0	218	222						
PCT 4294	933	615	65.9		53	1	356	203						
PCT 4295	990	436	64.2		66	1	321	248						
PCT 4302	174	129	74.1		10	0	53	66						
PCT 4307	606	308	50.8		13	0	155	140						
PCT 4309	306	228	74.5		12	0	101	115						
PCT 4313	1092	812	74.3		65	2	380	365						
PCT 4314	927	601	64.8		65	0	252	284						
PCT 4319	1138	822	72.2		70	1	362	389						
PCT 4320	99	59	59.5		2	0	29	28						
PCT 4321	586	345	58.8		33	1	132	179						
PCT 4322	272	188	69.1		14	0	66	108						
PCT 4323	584	408	69.8		32	0	172	204						
PCT 4324	204	156	76.4		12	0	71	73						
PCT 4325	115	79	68.6		16	0	28	35						
PCT 4326	588	439	74.6		35	0	179	225						
PCT 4327	100	52	52.0		3	0	25	24						
PCT 4328	278	177	63.6		21	0	67	89						
PCT 4329	263	185	70.3		15	0	75	95						
PCT 4330	13	6	46.1		2	0	2	2						





35		GENERAL ELECTION, NOVEMBER 4, 1986 METRO SERVICE DISTRICT DEVELOP REGIONAL CONVENTION & TRADE SHOW CENTER, MEASURE 26-19												
	REGISTRATION	BALLOTS CAST	TURNOUT	REGIONAL CONVENTION AND TRADE SHOW CENTER BLANK	OVER-VOTES	METRO MEASURE 26-19 YES	METRO MEASURE 26-19 NO							
PCT 5805	720	510	70.8	46	0	214	250							
PCT 5806	501	357	71.2	25	0	166	166							
PCT 5807	519	273	52.6	27	0	121	125							
PCT 5809	633	442	69.8	40	0	157	245							
PCT 5810	465	308	66.2	45	1	93	169							
PCT 5812	547	398	72.7	37	1	152	208							
PCT 5814	1015	769	75.7	58	1	303	407							
PCT 5816	753	550	73.0	54	1	219	276							
PCT 5819	761	557	73.1	48	0	233	276							
PCT 5820	881	641	72.7	66	0	275	300							
PCT 5822	297	219	73.7	14	0	81	124							
PCT 5823	812	565	69.5	57	0	259	249							
PCT 5824	869	657	75.6	58	0	308	291							
PCT 5825	977	726	74.3	65	4	336	321							
PCT 5828	773	564	72.9	76	0	237	251							
PCT 5829	619	466	75.2	26	0	233	207							
PCT 5830	483	303	62.7	24	0	143	136							
PCT 5834	309	221	71.5	26	0	82	113							
PCT 5839	393	279	70.9	28	0	103	148							
PCT 5840	1138	814	71.5	71	9	391	349							
PCT 5841	469	351	74.8	36	0	105	210							
PCT 5842	533	400	75.0	31	1	204	164							
PCT 5843	547	419	76.5	30	1	218	170							
PCT 5845	799	513	64.2	59	3	207	244							
PCT 5846	948	701	73.9	65	1	305	330							
PCT 5850	484	348	71.9	32	0	164	152							
PCT 5851	1193	851	71.3	82	1	356	412							
PCT 5853	725	543	74.8	65	0	218	260							
PCT 5854	1002	719	71.7	79	0	338	302							
PCT 5855	998	783	78.4	75	1	373	334							
PCT 5857	898	643	71.6	65	1	257	320							
PCT 5858	837	617	73.7	51	2	291	273							
PCT 5859	1046	734	70.1	86	1	334	313							
PCT 5860	1285	949	73.8	84	0	498	367							
PCT 5861	1068	838	78.4	81	1	430	326							
PCT 5862	209	149	71.2	11	0	55	83							
PCT 5863	344	278	78.9	22	1	105	150							
PCT 5864	602	436	72.4	32	0	217	187							
PCT 5900	585	461	78.8	38	1	184	238							
PCT 5901	269	220	81.7	28	0	109	83							
PCT 5902	354	238	67.2	38	0	80	120							
PCT 5903	11	8	72.7	2	0	2	4							
ABSENTEE TOTALS	327194	16795	5.1	1694	22	6349	8730							
GRAND TOTALS	327194	236436	72.2	21052	398	112979	102007							

WASHINGTON COUNTY ELECTIONS

11/07/88 NOVEMBER GENERAL  
10:07 AM

145 E. MAIN ST.  
HILLSBORO, OR 97123

00 CHARTER AMEND. REGARDING TAX ORDINANCES  
#25

- 01 - YES
- 02 - NO
- 03 - OVERVOTES
- 04 - UNDERVOTES

MSD DEVELOP REG. CONVENTION CENTER  
#26-19

- 09 - YES
- 10 - NO
- 11 - OVERVOTES
- 12 - UNDERVOTES

00 CHARTER AMEND. COMMISSIONERS COMPEN.  
#21

- 05 - YES
- 06 - NO
- 07 - OVERVOTES
- 08 - UNDERVOTES

	01	02	03	04	05	06	07	08	09	10	11	12
0001 0001 TUALATIN E	188	25	0	43	57	139	0	60	82	102	0	11
0002 0002 SHERWOOD M	735	140	3	181	252	584	2	221	426	532	1	100
0003 0003 HOPKINS SC	227	27	1	44	71	173	0	55				
0004 0004 TUAL CITY	215	45	0	67	113	145	0	69	190	109	0	28
0005 0005 TOWN HALL	488	142	4	240	224	391	3	256	318	425	3	128
0007 0007 DURHAM SCH	271	42	0	54	116	173	0	78	203	144	0	20
0009 0009 CHRIST KIN	618	105	0	97	233	462	2	123	432	337	1	50
0010 0010 ALOHA HIGH	736	101	4	118	251	547	1	160	455	442	2	60
0011 0011 GRONER SCH	357	64	2	52	110	286	0	79	37	46	0	12
0012 0012 GRONER SCH	574	74	0	89	156	471	0	110				
0013 0013 WITCH HAZE	236	35	0	28	76	185	0	38	43	92	0	10
0014 0014 COOPER MTN	405	67	0	78	163	291	2	94	227	170	0	37
0016 0016 METZGER PK	763	121	0	176	291	543	1	225	580	410	0	70
0017 0017 METZGER ME	348	54	1	79	121	255	0	106	229	218	1	34
0018 0018 EDWARD BYR	570	75	0	114	242	383	0	134	421	294	1	43
0019 0019 MTN VIEW S	639	93	3	114	212	490	1	146	461	335	1	52
0020 0020 CHEHALEM S	669	94	2	102	228	484	0	155	478	340	0	49
0021 0021 WASH CO LI	418	55	1	70	140	296	1	107	262	257	0	25
0022 0022 BUTTERNUT	579	90	0	102	200	424	0	147	369	351	1	50
0023 0023 BUTTERNUT	634	78	0	103	221	457	2	135	423	357	0	35
0024 0024 TUAL COMM	523	86	0	96	185	386	2	132	383	273	0	49
0025 0025 TOWN HALL	428	104	3	126	163	356	1	141	257	336	1	67
0026 0026 GARDEN HOM	444	76	2	99	179	314	1	127	325	259	0	37
0027 0027 METZGER PK	478	64	0	137	159	359	0	161	322	301	0	56
0028 0028 FOWLER JR	400	70	1	53	140	292	1	91	262	231	0	31
0029 0029 EDWARD BYR	603	73	1	139	234	418	1	163	470	284	2	60
0030 0030 TIGARD COM	497	79	1	127	161	389	1	153	362	285	0	57
0031 0031 C F TIGARD	528	75	0	117	184	384	1	151	375	301	0	44
0032 0032 C F TIGARD	489	70	2	98	203	332	1	123	372	253	1	33
0033 0033 FOWLER JR	642	86	2	141	223	461	3	184	498	308	1	64
0034 0034 JAMES TEMP	463	84	1	96	210	322	2	110	373	243	0	28
0035 0035 PHIL LEWIS	331	46	0	66	120	243	0	80	228	191	1	23
0036 0036 TUAL CITY	326	51	1	89	163	197	2	105	283	145	0	39
0037 0037 HAZELDALE	440	67	1	89	166	313	0	118	1	1	0	0
0038 0038 ELDORADO V	389	54	1	79	141	267	1	114	158	200	4	37
0039 0039 TUALATIN E	164	18	0	25	42	127	0	38	72	128	0	7
0040 0040 TWALITY JR	550	101	1	102	229	384	2	139	407	296	2	49
0041 0041 SUMMERFIEL	545	150	2	208	227	454	1	223	401	394	5	105
0042 0042 GREENWAY S	581	121	1	155	277	383	1	197	568	229	0	61
0043 0043 ROYAL VILL	239	43	0	79	99	177	1	84	136	191	0	34
0044 0044 SOUTHMINST	556	119	1	108	203	432	0	149	428	295	0	61
0045 0045 1ST UNITED	427	87	1	138	186	294	1	172	331	233	1	88

11/07/86  
10:07 AM

NOVEMBER GENERAL

CO. CHARTER AMEND. REGARDING TAX ORDINANCES  
#25

- 01 - YES
- 02 - NO
- 03 - OVERVOTES
- 04 - UNDERVOTES

CO. CHARTER AMEND. COMMISSIONERS COMPEN.  
#21

- 05 - YES
- 06 - NO
- 07 - OVERVOTES
- 08 - UNDERVOTES

MSD DEVELOP REG. CONVENTION CENTER  
#26-19

- 09 - YES
- 10 - NO
- 11 - OVERVOTES
- 12 - UNDERVOTES

		01	02	03	04	05	06	07	08	09	10	11	12	
0046	0046	M WOODWARD	645	102	1	163	246	452	0	213	521	314	1	75
0047	0047	1ST UNITED	562	93	1	177	238	393	0	202	410	327	1	95
0048	0048	FIR GROVE	622	105	0	124	241	460	2	148	486	307	0	58
0049	0049	HITEON ELE	815	130	1	165	313	554	1	243	693	344	1	73
0050	0050	FIR GROVE	621	104	2	126	252	415	0	186	469	326	1	57
0051	0051	VOSE SCHOO	653	139	2	143	272	481	2	182	492	379	0	66
0052	0052	VOSE SCHOO	418	71	0	90	162	304	1	112	280	251	1	47
0053	0053	HIGHLAND P	573	105	1	143	242	406	2	172	459	308	0	55
0054	0054	BETHEL CON	607	80	2	136	230	418	4	173	421	326	1	77
0055	0055	GREENWAY S	589	89	0	122	219	432	2	147	490	260	0	50
0056	0056	CHEHALEM S	503	86	1	139	218	342	2	167	416	243	1	69
0057	0057	1ST UNITED	149	23	2	40	70	98	0	46	112	76	1	25
0058	0058	MCKAY SCHO	591	111	1	121	224	424	1	175	475	297	0	52
0059	0059	ALOHA PK E	459	78	2	75	141	355	1	117	303	277	0	34
0060	0060	CE MASON B	217	37	0	70	113	126	2	83	210	85	0	29
0061	0061	HITEON SCH	669	113	1	154	259	461	0	217	547	332	0	58
0062	0062	GARDEN HOM	353	56	0	72	136	250	1	94	231	217	0	33
0063	0063	MONTCLAIR	547	150	1	176	222	428	1	223	520	278	2	74
0064	0064	RALEIGH HI	576	162	2	172	248	462	2	200	532	306	0	74
0065	0065	VALLEY COM	382	93	0	92	176	281	0	110	353	182	1	31
0066	0066	RALEIGH PK	252	66	1	71	101	196	2	91	217	148	0	25
0067	0067	VALLEY COM	444	103	1	113	184	336	0	141	356	260	0	45
0068	0068	ST MATTHEW	412	68	0	89	153	288	0	128	310	216	2	41
0069	0069	W SYLVAN S	556	124	2	143	220	428	1	176	447	314	0	64
0070	0070	RIDGEWOOD	467	115	2	133	198	376	2	141	397	264	1	55
0071	0071	ST BARTHOL	134	20	0	39	40	109	0	44	76	103	0	14
0072	0072	ST BARTHOL	498	95	3	121	182	389	1	145	329	321	1	66
0073	0073	W WALKER S	361	83	0	103	142	285	1	119	296	209	2	40
0074	0074	CEDAR PK J	280	51	0	42	108	212	1	52	233	115	1	24
0075	0075	HIGHLAND P	170	20	0	27	57	130	0	30	116	90	0	11
0076	0076	ST ANDREWS	330	57	3	83	137	250	0	86	232	211	0	30
0077	0077	CEDAR HILL	633	134	2	163	269	453	1	209	485	374	0	73
0078	0078	BARNES SCH	507	91	1	121	187	392	0	141	337	320	1	62
0079	0079	BEAVER ACR	587	76	3	99	212	400	3	150	380	335	0	50
0080	0080	MEADOW PK	323	47	0	68	117	234	1	86	244	165	0	29
0081	0081	MCKINLEY S	574	105	0	139	226	427	0	165	481	275	4	58
0082	0082	PRINCE OF	287	54	0	68	125	207	0	77	227	148	1	33
0083	0083	PRINCE OF	654	112	2	146	272	465	0	177	493	372	0	49
0084	0084	CEDAR MILL	601	129	0	127	230	461	1	165	448	339	0	70
0085	0085	CEDAR MILL	472	82	0	119	177	344	1	151	387	236	0	50
0086	0086	W TUALATIN	612	139	1	158	259	445	0	206	525	326	0	59
0087	0087	W TUALATIN	445	78	0	89	148	340	3	121	315	261	2	34

11/07/86  
10:07 AM

NOVEMBER GENERAL

CO. CHARTER AMEND. REGARDING TAX ORDINANCES  
#25

- 01 - YES
- 02 - NO
- 03 - OVERTOTES
- 04 - UNDERVOTES

CO. CHARTER AMEND. COMMISSIONERS COMPEN.  
#21

- 05 - YES
- 06 - NO
- 07 - OVERTOTES
- 08 - UNDERVOTES

MSD DEVELOP REG. CONVENTION CENTER  
#26-19

- 09 - YES
- 10 - NO
- 11 - OVERTOTES
- 12 - UNDERVOTES

	01	02	03	04	05	06	07	08	09	10	11	12
0088 0088 TERRA LIND	710	143	0	185	308	514	0	216	606	357	2	73
0089 0089 ST ANDREWS	503	72	0	84	197	349	0	113	353	267	0	39
0090 0090 CEDAR PK J	487	115	1	110	204	387	0	122	378	294	0	41
0091 0091 W SYLVAN S	127	45	0	40	77	87	1	47	131	64	0	17
0092 0092 RALEIGH PK	561	168	1	177	255	443	0	209	547	283	0	77
0093 0093 MONTCLAIR	331	50	0	92	105	244	0	124	262	166	0	45
0095 0095 WHITFORD J	723	169	5	196	292	565	0	236	622	373	4	94
0096 0096 ALOHA PK S	407	69	1	82	135	319	0	105	254	264	1	40
0097 0097 HERITAGE V	663	95	1	105	269	450	2	143	459	338	2	65
0098 0098 MCKAY SCHO	301	52	0	76	130	216	0	83	243	153	2	31
0099 0099 GARDEN HOM	153	26	1	41	51	107	0	63	108	102	0	11
0100 0100 WHITFORD J	374	69	0	102	152	265	0	128	306	201	0	38
0101 0101 ST MARY VA	483	96	0	104	220	333	2	128	374	259	1	49
0102 0102 DAVID HILL	433	108	0	88	130	381	3	115	236	337	1	55
0103 0103 HILLSBORO	292	43	2	61	95	233	0	70	143	222	1	32
0104 0104 BROOKWOOD	789	136	2	124	296	605	3	147	445	558	2	46
0105 0105 COURTHOUSE	589	143	3	156	203	523	1	164	338	449	2	65
0106 0106 JB THOMAS	619	120	1	134	216	503	3	152	320	490	0	64
0107 0107 POYNTER JR	721	117	1	131	246	556	0	168	450	471	1	48
0108 0108 BROOKWOOD	570	92	3	97	211	435	3	113	337	392	1	32
0109 0109 WALT HENRY	747	126	1	134	249	597	1	161	374	563	1	70
0110 0110 ECHO SHAW	444	80	0	82	162	349	1	94	254	317	0	35
0111 0111 CORNELIUS	419	94	1	123	143	364	1	129	198	374	0	65
0112 0112 DILLEY ELE	144	28	0	22	39	122	0	33	0	4	0	1
0113 0113 UNITED MET	458	70	1	93	149	371	1	101	228	339	0	55
0114 0114 JOSEPH GAL	558	112	2	143	199	463	0	153	258	478	0	79
0115 0115 FG HIGH SC	539	82	1	128	165	440	0	145	291	398	0	61
0116 0116 1ST CHRIST	398	88	2	99	148	309	1	129	238	304	0	45
0117 0117 JOSEPH GAL	438	88	2	122	201	324	2	123	218	355	0	77
0118 0118 N ARMSTRON	166	23	0	25	54	127	1	32				
0119 0119 HITEON ELE	43	7	0	6	10	41	0	5	26	26	0	4
0120 0120 BEAVER ACR	79	15	0	24	31	46	0	41	69	41	0	8
0121 0121 FARMINGTON	617	114	2	98	161	549	2	119				
0122 0122 N ARMSTRON	147	22	0	33	40	119	0	43	52	88	0	17
0123 0123 POYNTER JR	20	4	1	8	9	15	0	9	16	13	0	4
0124 0124 DILLEY ELE	287	56	3	54	91	242	3	64				
0125 0125 GASTON HIG	309	50	0	60	89	247	0	83				
0126 0126 INDIAN HIL	589	85	0	71	239	409	1	96	369	340	0	36
0127 0127 GALES CREE	386	54	1	68	110	312	2	85				
0128 0128 MANNING SC	530	98	2	68	167	438	0	93				
0129 0129 BANKS HIGH	496	86	2	84	142	409	1	116				
0130 0130 T MCCALL M	272	56	2	58	99	213	2	74	31	36	0	3

11/07/86  
10:07 AM

NOVEMBER GENERAL

CO. CHARTER AMEND. REGARDING TAX ORDINANCES  
#25

- 01 - YES
- 02 - NO
- 03 - OVERVOTES
- 04 - UNDERVOTES

CO. CHARTER AMEND. COMMISSIONERS COMPEN.  
#21

- 05 - YES
- 06 - NO
- 07 - OVERVOTES
- 08 - UNDERVOTES

MSD DEVELOP REG. CONVENTION CENTER  
#26-19

- 09 - YES
- 10 - NO
- 11 - OVERVOTES
- 12 - UNDERVOTES

	01	02	03	04	05	06	07	08	09	10	11	12
0131 0131 BETHLEHEM	750	125	3	116	237	584	4	169	444	490	1	59
0132 0132 INDIAN HIL	771	123	2	142	255	586	1	196	501	465	0	72
0133 0133 ORENCO FIR	139	17	0	31	41	116	0	30	65	95	0	12
0134 0134 EVERGREEN	332	39	3	54	95	268	0	65	24	39	0	4
0135 0135 WEST UNION	634	105	2	106	204	515	1	127	8	5	0	0
0136 0136 N PLAINS S	651	91	2	103	190	529	0	128				
0137 0137 DIXIE MT G	82	15	0	14	31	57	0	23				
0138 0138 OAK HILLS	602	119	2	144	254	449	2	162	535	275	0	57
0139 0139 BETHANY SC	535	84	0	103	205	385	0	132	470	207	0	45
0140 0140 ROCK CREEK	514	93	0	110	223	362	0	132	396	275	0	46
0141 0141 BUXTON SCH	211	37	0	35	52	180	0	51				
0142 0142 VISITATION	335	74	1	89	65	326	1	107				
0143 0143 EVERGREEN	113	22	0	24	30	106	0	23				
0144 0144 T MCCALL M	489	120	2	102	206	404	0	103	307	356	0	50
0146 0146 BETHANY BA	235	28	0	59	76	174	0	72	147	150	0	25
0147 0147 ROCK CREEK	425	68	2	81	177	291	0	108	0	1	0	1
0148 0148 MOOBERRY S	654	119	3	125	206	531	1	163	375	464	2	60
0149 0149 MOOBERRY S	344	65	0	47	110	276	1	69	218	214	0	24
0150 0150 WV MCKINNE	455	83	1	67	168	355	0	83	225	342	0	39
0151 0151 HILLSBORO	586	112	0	133	218	479	1	133	337	435	3	56
0152 0152 FAITH BAPT	606	97	2	101	195	476	2	133	349	407	0	50
0153 0153 LENOX SCHO	773	103	2	107	311	542	1	131	493	439	0	40
0154 0154 HILLSBORO	372	83	1	79	140	301	0	94	264	235	1	35
0155 0155 BETHANY SC	540	89	0	116	188	403	0	154	381	321	0	43
0156 0156 MEADOW PK	243	36	0	30	90	176	1	42	148	139	0	22
0157 0157 ORENCO FIR	46	7	0	9	16	39	0	7	23	38	0	1
0158 0158 BROWN JR H	451	81	4	62	137	370	0	91	216	347	0	35
0159 0159 OAK HILLS	520	75	2	90	196	381	1	109	313	184	1	39
0160 0160 POYNTER JR	38	4	0	3	13	30	0	2	14	29	0	2
0162 0162 SHERWOOD M	516	73	4	98	188	374	1	128				
0163 0163 HAZELDALE	458	92	0	82	182	350	0	100	309	288	0	35
0164 0164 ECHO SHAW	5	0	0	0	2	3	0	0	5	0	0	0
0165 0165 KINTON GRA	66	10	0	10	23	54	0	9				
0166 0166 GRONER SCH	54	7	0	10	22	37	0	12				
0167 0167 FARMINGTON	189	33	1	39	50	165	0	47	15	20	0	0
0168 0168 LADD ACRES	643	96	1	90	228	470	2	130	426	368	0	36
0169 0169 GASTON HIG	376	87	1	67	107	332	1	91				
0170 0170 GRONER SCH	98	11	0	14	32	73	0	18				
0171 0171 N ARMSTRON	8	3	0	2	5	7	0	1	5	6	0	2
0172 0172 BEAVER ACR	343	65	0	58	108	271	1	86	220	213	0	33
0173 0173 ST ALEXAND	65	6	1	13	10	56	1	18	0	3	0	0
0174 0174 ST ALEXAND	135	21	1	25	37	111	0	34	50	100	0	9

CD. CHARTER AMEND. REGARDING TAX ORDINANCES  
#25

- 01 - YES
- 02 - NO
- 03 - OVERVOTES
- 04 - UNDERVOTES

CD. CHARTER AMEND. COMMISSIONERS COMPEN.  
#21

- 05 - YES
- 06 - NO
- 07 - OVERVOTES
- 08 - UNDERVOTES

MSD DEVELOP REG. CONVENTION CENTER  
#26-19

- 09 - YES
- 10 - NO
- 11 - OVERVOTES
- 12 - UNDERVOTES

	01	02	03	04	05	06	07	08	09	10	11	12
0175 0175 FAITH BAPT	37	14	0	8	12	39	0	8	24	32	0	3
0176 0176 FARMINGTON	91	10	0	15	29	73	1	13				
0177 0177 FG HIGH SC	71	10	0	15	19	58	1	18	23	63	0	8
0178 0178 1ST CHRIST	11	5	0	3	2	14	0	3	3	11	0	5
0179 0179 BROOKWOOD	38	2	0	3	6	33	0	4	18	24	0	1
0180 0180 SUMMERFIEL	380	75	4	77	157	277	0	102	226	270	1	39
0181 0181 BROOKWOOD	9	0	0	1	4	6	0	0	4	5	0	1
0183 0183 TUAL COMM	60	12	1	14	19	53	0	15	32	47	0	8
0184 0184 HOPKINS SC	130	13	0	30	40	108	0	25	62	103	0	8
0185 0185 PIPERS RUN	65	3	0	37	26	38	1	40	62	28	0	15
0186 0186 PIPERS RUN	2	0	0	0	0	2	0	0	0	2	0	0
0187 0187 PIPERS RUN	13	0	0	1	7	5	0	2	6	8	0	0
0188 0188 COOPER MTN	363	52	0	77	125	267	0	100	302	153	0	37
0189 0189 TUALATIN E	157	20	0	36	63	96	0	54	127	73	0	13
0190 0190 GARDEN HOM	86	16	0	38	42	54	0	44	79	45	0	16
0191 0191 METZGER PK	18	2	0	1	11	5	0	5	10	11	0	0
0192 0192 METZGER PK	163	43	0	43	46	150	0	53	118	114	0	17
0193 0193 M WOODWARD	143	27	1	22	50	114	0	29	100	76	0	11
0194 0194 TIGARD COM	325	52	0	61	125	228	1	84	234	176	0	28
0195 0195 USA DURHAM	654	84	0	152	282	410	0	198	530	301	1	58
0196 0196 ST ALEXAND	16	2	0	2	3	15	0	2	3	15	0	2
0197 0197 MONTCLAIR	73	13	0	21	26	51	0	30	66	31	0	10
0198 0198 RIDGEWOOD	398	111	0	97	153	345	3	105	371	193	0	42
0199 0199 PRINCE OF	427	83	1	107	179	297	0	142	101	43	0	23
0200 0200 MEADOW PK	70	8	0	5	29	48	0	6	46	29	0	8
0201 0201 ECHO SHAW	32	4	0	3	14	20	0	5				
0202 0202 CORNELIUS	98	13	0	17	25	84	0	19	12	39	0	2
0203 0203 N P COMM H	179	47	4	40	72	159	0	39				
0204 0204 WASH CO MU	76	7	0	14	16	65	0	16				
0205 0205 ST ALEXAND	7	0	0	0	0	7	0	0	0	7	0	0
0206 0206 FAITH BAPT	5	1	0	0	0	5	0	1	0	6	0	0
0207 0207 TUALATIN E	5	0	0	2	2	4	0	1	2	5	0	0
0208 0208 GARDEN HOM	5	1	0	3	2	4	0	3	8	1	0	0
0209 0209 GARDEN HOM	6	7	0	5	6	5	0	7	13	3	0	2
0210 0210 ECHO SHAW	369	57	2	75	110	313	1	79	163	287	0	37
0211 0211 WASH CO LI	293	54	0	60	104	233	0	70	213	162	0	32
0212 0212 HILLSBORO	328	60	0	76	104	282	0	78	187	235	0	42
0213 0213 EDWARD BYR	270	43	0	54	104	196	0	67	215	124	0	28
0214 0214 MTN VIEW S	372	64	1	85	145	275	1	101	292	200	0	30
0215 0215 CF TIGARD	341	56	2	99	125	259	2	112	259	198	2	39
0216 0216 1ST UNITED	299	47	1	65	118	207	0	87	209	167	0	36
0217 0217 METZGER ME	18	3	0	5	5	12	0	9	12	12	0	2

11/07/86  
10:07 AM

NOVEMBER GENERAL

CO. CHARTER AMEND. REGARDING TAX ORDINANCES  
#25

- 01 - YES
- 02 - NO
- 03 - OVERVOTES
- 04 - UNDERVOTES

CO. CHARTER AMEND. COMMISSIONERS COMPEN.  
#21

- 05 - YES
- 06 - NO
- 07 - OVERVOTES
- 08 - UNDERVOTES

MSD DEVELOP REG. CONVENTION CENTER  
#26-19

- 09 - YES
- 10 - NO
- 11 - OVERVOTES
- 12 - UNDERVOTES

	01	02	03	04	05	06	07	08	09	10	11	12
0218 0218 M WOODWARD	16	9	1	3	9	15	0	5	17	10	0	2
0219 0219 HERITAGE V	50	7	0	6	25	29	0	9	40	17	0	6
TOTAL	79,756	14,148	190	17,135	29,590	60,147	151	21,341	49,405	41,167	88	7,023
COUNTY WIDE	79,756	14,148	190	17,135	29,590	60,147	151	21,341	49,405	41,167	88	7,023

CERTIFIED TO BE A TRUE AND  
CORRECT COPY OF THE ORIGINAL  
Date 11-17-86  
RONALD W. MASON, DIRECTOR  
OF ASSESSMENT AND TAXATION  
DEPUTY COUNTY CLERK  
*[Signature]* DEPUTY



BEFORE THE COUNCIL OF THE  
METROPOLITAN SERVICE DISTRICT

Certified A True Copy of the Original Thereof  
*[Signature]*  
Clerk of the Council

FOR THE PURPOSE OF ACCEPTING THE ) RESOLUTION NO. 86-713  
1986 OREGON GENERAL ELECTION )  
ABSTRACT OF VOTES OF THE ) Introduced by the  
METROPOLITAN SERVICE DISTRICT ) Executive Officer  
ABSTRACT FOR BALLOT MEASURE 26-19 )

WHEREAS, General elections were held in the state of Oregon  
November 4, 1986; and

WHEREAS, Ballot Measure 26-19, authorizing the Metropolitan  
Service District to finance, construct and operate a regional  
convention center and to issue up to \$65 million general obligation  
bonds, also appeared on the General election ballot; and

WHEREAS, ORS ch. 255.295 requires that Metro shall deter-  
mine the result of the election no later than five days upon receipt  
of the abstract of votes; and

WHEREAS, The abstracts of votes from the counties of  
Multnomah, Washington and Clackamas were received by Metro on  
November 26, 1986; now, therefore,

BE IT RESOLVED,

That the Council of the Metropolitan Service District has  
received the abstract of votes of the November 4, 1986, Oregon  
General election attached as Exhibit A, and determines that the  
voters of the District have approved Ballot Measure 26-19.

ADOPTED by the Council of the Metropolitan Service District  
this 28th day of November, 1986.


*[Signature]*  
Richard Waker, Presiding Officer

EXHIBIT "A"

RECEIVED NOV 24 1986

Clackamas County abstract  
for Ballot Measure 26-19  
was received by the District  
on November 26, 1986

STATE OF OREGON                    )  
  )       SS  
COUNTY OF MULTNOMAH            )




THIS IS TO CERTIFY that the abstract of votes attached hereto  
correctly summarizes the tally of votes cast at the General  
Election held in Multnomah County, Oregon, on November 4, 1986.

WITNESS MY HAND and SEAL this 21st day of November, 1986.

*Vicki K. Ervin*

Vicki K. Ervin  
Director of Elections  
Multnomah County, Oregon



STATEMENT OF VOTES CAST  
11/12/86  
13:52

CLACKAMAS COUNTY, GREECE  
GENERAL ELECTION  
NOVEMBER 4, 1986

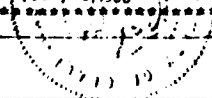
ISSUE E2

JUANITA N. CHAN, COUNTY CLERK

I CERTIFY THAT THE VOTES RECORDED ON THIS ABSTRACT CORRECTLY BY:  
SUMMARIZE THE RESULT OF VOTES CAST AT THE ELECTION INDICATED.

DATE OF ABSTRACT:  
NOV 14 1986

*[Signature]*



METRO SERVICE DISTRICT  
MEASUR 26-19 - DEVELOP REGIONAL  
CONVENTION AND TRADE SHOW CENTER

YES

PRE	TOTAL	PRE	TOTAL	PRE	TOTAL	PRE	TOTAL	PRE	TOTAL	PRE	TOTAL	PRE	TOTAL	PRE	TOTAL	PRE	TOTAL
001	195	002	311	004	233	005	232	006	227	007	242	008	174	009	3	010	187
031	111	032	126	033	171	034	155	035	278	036	165	037	123	038	312	039	302
050	122	051	199	052	209	053	268	054	208	055	151	056	203	057	298	058	193
060	209	061	269	062	207	063	258	064	300	065	7	066	74	067	29	068	58
096	309	130	343	131	309	132	256	133	243	134	238	135	334	136	247	137	142
139	431	140	136	151	288	152	190	153	190	154	268	155	306	156	372	157	213
159	236	160	460	161	461	162	244	163	314	164	325	165	442	166	342	167	487
169	326	178	258	171	264	281	268	282	304	283	268	284	252	251	4	252	59
301	334	302	242	303	203	304	325	307	67	311	104	312	79	313	129	326	274
331	258	337	8	338	198	339	187	332	192	333	218	334	249	335	135	336	189
406	68	407	51	411	511	412	248	422	46	441	217	442	117	443	333	444	234
451	258	452	200	453	234	454	381	455	77	475	270	476	252	477	151	478	190
480	291	481	142	501	198	503	285	504	160	505	195	506	152	507	209	521	193
523	116	525	182	526	228	530	174	531	258	532	152	533	198	534	288	535	305
537	222	549	192	550	190	551	220	552	329	553	188	554	212	555	139	556	327
560	153	561	141	563	78	564	116	565	88	566	121	569	35	587	45		

VOTES CAST = 33,976

NO

PRE	TOTAL	PRE	TOTAL	PRE	TOTAL	PRE	TOTAL	PRE	TOTAL	PRE	TOTAL	PRE	TOTAL	PRE	TOTAL	PRE	TOTAL
001	275	002	401	004	234	005	338	006	238	007	355	008	225	009	16	010	268
031	155	032	217	033	230	034	239	035	363	036	261	037	109	038	265	039	256
050	118	051	174	052	221	053	234	054	222	055	177	056	254	057	275	058	179
060	274	061	243	062	301	063	259	064	308	065	8	066	43	067	40	068	61
096	308	130	309	131	354	132	278	133	259	134	222	135	266	136	230	137	133
139	308	140	95	151	205	152	158	153	151	154	196	155	162	156	238	157	94
159	140	160	247	161	264	162	193	163	169	164	155	165	225	166	255	167	241
169	243	170	138	171	173	201	235	202	268	203	267	204	157	251	1	252	30
301	257	302	161	303	140	304	247	307	65	311	130	312	54	313	80	326	226
331	249	337	1	338	291	339	225	332	242	333	212	334	305	401	152	403	227
406	126	407	72	411	429	412	284	422	183	441	258	442	139	443	326	444	291
451	244	452	269	453	232	454	304	455	78	475	267	476	276	477	205	478	193
480	306	481	245	501	214	503	279	504	193	505	236	506	187	507	227	521	224
523	114	525	221	526	261	530	206	531	250	532	204	533	256	534	252	535	269
537	217	549	200	550	206	551	263	552	314	553	176	554	229	555	151	556	327
560	183	561	232	563	154	564	177	565	150	566	154	569	35	587	54		

VOTES CAST = 33,016

OVERVOTES

PRE	TOTAL	PRE	TOTAL	PRE	TOTAL	PRE	TOTAL	PRE	TOTAL	PRE	TOTAL	PRE	TOTAL	PRE	TOTAL	PRE	TOTAL
001	1	002	1	004	0	005	1	006	0	007	1	008	0	009	0	010	1
031	0	032	0	033	0	034	0	035	0	036	0	037	0	038	0	039	1
050	0	051	0	052	0	053	0	054	0	055	0	056	0	057	1	058	0

060	0	061	0	062	0	063	1	064	1	090	0	091	0	092	0	093	0	094	0
096	1	130	0	131	1	132	0	133	1	134	1	135	0	136	0	137	0	138	0
139	0	140	0	151	1	152	0	153	0	154	3	155	0	156	0	157	0	158	1
159	0	160	0	161	0	162	0	163	1	164	0	165	0	166	0	167	3	168	0
169	0	170	1	171	1	201	0	202	0	203	1	204	0	251	0	252	1	308	0
301	0	302	0	303	0	304	0	307	0	311	0	312	0	313	0	321	1	327	0
331	2	337	0	390	1	391	0	392	1	393	0	394	1	401	1	403	0	405	0
406	0	407	0	411	0	412	1	422	0	441	2	442	0	443	0	444	1	445	1
451	0	452	0	453	0	454	0	455	0	475	0	476	0	477	0	478	1	479	0
480	2	481	0	501	0	503	0	504	0	505	2	506	0	507	1	521	0	522	0
523	0	525	0	526	0	530	0	531	0	532	2	533	1	534	0	535	0	536	0
537	0	549	2	550	0	551	0	552	0	553	1	554	0	555	0	556	0	557	0
560	0	561	1	563	1	564	0	565	0	566	0	569	0	587	0				

VOTES CAST = 54

UNDERVOTES

PRE	TOTAL	PRE	TOTAL	PRE	TOTAL	PRE	TOTAL	PRE	TOTAL	PRE	TOTAL	PRE	TOTAL	PRE	TOTAL	PRE	TOTAL	PRE	TOTAL
001	53	002	82	004	54	005	78	006	44	007	51	008	43	009	1	010	39	011	43
031	51	032	72	033	46	034	68	035	44	036	52	037	20	038	61	039	54	045	16
050	22	051	60	052	59	053	56	054	68	055	42	056	42	057	56	058	27	059	49
060	46	061	48	062	81	063	45	064	66	090	0	091	10	092	6	093	11	094	1
096	75	130	56	131	81	132	71	133	44	134	41	135	61	136	46	137	34	138	49
139	76	140	21	151	41	152	45	153	38	154	58	155	94	156	62	157	38	158	64
159	35	160	64	161	77	162	50	163	30	164	49	165	40	166	40	167	66	168	53
169	47	170	40	171	66	201	29	202	88	203	47	204	32	251	0	252	18	308	56
301	62	302	38	303	45	304	57	307	11	311	39	312	13	313	26	326	63	327	24
331	56	337	0	390	50	391	41	392	54	393	39	394	51	401	42	403	43	405	56
406	26	407	12	411	79	412	49	422	19	441	43	442	22	443	66	444	44	445	66
451	84	452	59	453	56	454	49	455	24	475	50	476	52	477	46	478	59	479	48
480	59	481	59	501	45	503	39	504	39	505	50	506	30	507	72	521	59	522	102
523	84	525	38	526	59	530	42	531	62	532	35	533	45	534	33	535	50	536	75
537	39	549	48	550	40	551	56	552	68	553	36	554	51	555	39	556	62	557	29
560	34	561	32	563	26	564	26	565	31	566	10	569	8	587	5				

VOTES CAST = 7,319

TOTALVOTES

PRE	TOTAL	PRE	TOTAL	PRE	TOTAL	PRE	TOTAL	PRE	TOTAL	PRE	TOTAL	PRE	TOTAL	PRE	TOTAL	PRE	TOTAL	PRE	TOTAL
001	524	002	795	004	521	005	649	006	509	007	649	008	442	009	20	010	495	011	546
031	311	032	415	033	447	034	462	035	627	036	470	037	260	038	642	039	607	045	171
050	254	051	433	052	489	053	558	054	498	055	378	056	499	057	622	058	399	059	569
060	529	061	560	062	669	063	563	064	675	090	0	091	127	092	75	093	138	094	9
096	693	130	708	131	745	132	597	133	547	134	502	135	661	136	523	137	311	138	742
139	807	140	252	151	535	152	393	153	379	154	525	155	562	156	672	157	337	158	751
159	411	160	771	161	802	162	487	163	522	164	929	165	715	166	645	167	797	168	620
169	616	170	437	171	504	201	532	202	660	203	375	204	441	251	5	252	100	308	520
301	653	302	461	303	388	304	629	307	143	311	353	312	146	313	235	326	564	327	295
331	557	337	1	390	540	391	453	392	496	393	461	394	606	401	330	403	459	405	616
406	220	407	135	411	1,019	412	582	422	160	441	512	442	278	443	727	444	570	445	432
451	578	452	538	453	522	454	734	455	179	475	595	476	580	477	402	478	443	479	501
480	658	481	453	501	457	503	606	504	387	505	491	506	369	507	509	521	476	522	404
523	314	525	441	526	548	530	422	531	574	532	393	533	500	534	565	535	624	536	515
537	478	549	442	550	436	551	539	552	711	553	393	554	492	555	329	556	716	557	395
560	370	561	406	563	259	564	319	565	269	566	293	569	78	587	104				

VOTES CAST = 74,365

CERTIFIED COPY OF THE ORIGINAL  
 JUANITA N. ORR, COUNTY CLERK  
 BY: *[Signature]* Deputy













35	GENERAL ELECTION, NOVEMBER 4, 1986												
	METRO SERVICE DISTRICT DEVELOP REGIONAL CONVENTION & TRADE SHOW CENTER, MEASURE 26-19												
	REGISTRATION	BALLOTS CAST	TURNOUT		REGIONAL CONVENTION AND TRADE SHOW CENTER BLANK	OVER-VOTES	METRO MEASURE 26-19 YES	METRO MEASURE 26-19 NO					
PCT 2114	711	499	70.1		49	1	218	231					
PCT 2115	650	434	66.7		38	0	215	191					
PCT 2116	502	325	64.7		35	0	141	149					
PCT 2118	868	494	56.9		64	0	199	231					
PCT 2123	738	450	60.9		44	0	191	215					
PCT 2135	420	203	48.3		22	0	87	94					
PCT 2139	554	243	43.8		36	1	97	109					
PCT 2142	645	456	70.6		31	0	231	194					
PCT 3004	1116	577	51.7		73	0	268	236					
PCT 3008	1002	658	65.6		39	1	313	305					
PCT 3014	581	391	67.2		31	0	199	161					
PCT 3016	741	404	54.5		56	1	170	177					
PCT 3021	1255	787	62.7		74	1	367	345					
PCT 3026	733	380	51.8		41	0	168	173					
PCT 3027	654	372	56.8		33	0	190	149					
PCT 3032	845	558	66.0		39	0	299	220					
PCT 3034	731	514	70.3		37	0	246	231					
PCT 3039	761	435	57.1		41	0	214	180					
PCT 3040	847	334	39.4		60	0	158	116					
PCT 3042	1201	505	42.0		94	0	218	193					
PCT 3052	911	708	77.7		54	0	356	298					
PCT 3058	1156	744	64.3		74	4	341	325					
PCT 3063	1223	632	51.6		62	1	304	265					
PCT 3071	774	358	46.2		70	1	181	104					
PCT 3073	843	422	50.0		58	0	213	151					
PCT 3080	1226	912	74.3		55	0	352	305					
PCT 3086	831	578	69.5		44	0	255	279					
PCT 3090	973	719	73.8		52	0	406	261					
PCT 3094	646	494	76.4		36	0	291	167					
PCT 3097	1210	815	67.3		60	1	493	261					
PCT 3105	710	430	60.5		59	1	219	151					
PCT 3109	1099	832	75.7		62	0	541	229					
PCT 3113	1220	934	76.5		56	1	609	268					
PCT 3122	780	572	73.3		39	1	321	211					
PCT 3126	469	332	70.7		20	0	198	114					
PCT 3128	861	624	72.4		47	3	363	211					
PCT 3132	673	483	71.7		29	0	264	190					
PCT 3135	948	708	74.6		57	0	449	202					
PCT 3138	1109	822	74.1		66	2	534	220					
PCT 3143	929	695	74.8		53	0	438	204					
PCT 3144	904	666	73.6		49	0	443	174					
PCT 3151	1091	662	60.6		94	1	386	181					
PCT 3155	468	193	41.2		26	0	105	62					
PCT 3156	774	577	74.5		47	2	247	281					
PCT 3160	747	502	67.2		39	0	227	236					
PCT 3163	1005	702	69.8		73	1	278	350					
PCT 3165	1059	733	69.2		54	1	336	342					
PCT 3170	564	411	72.8		44	1	192	174					
PCT 3174	903	644	71.3		50	0	337	257					
PCT 3177	1177	797	67.7		72	3	401	321					
PCT 3185	806	455	56.4		39	1	205	210					
PCT 3186	796	554	69.5		45	0	251	258					
PCT 3193	868	601	69.2		39	1	350	211					
PCT 3196	1040	715	68.7		79	1	376	259					
PCT 3199	479	369	77.0		30	0	189	150					
PCT 3203	1161	841	72.4		65	2	414	360					
PCT 3205	744	494	66.3		43	0	243	208					
PCT 3212	733	523	71.3		59	1	276	187					
PCT 3217	350	235	67.1		28	1	107	99					
PCT 3219	850	614	72.2		52	0	248	314					
PCT 3223	576	364	63.1		35	1	171	157					
PCT 3228	1095	757	69.1		68	0	334	355					
PCT 3233	863	597	69.1		69	1	258	269					
PCT 3234	869	521	59.9		54	0	242	225					
PCT 3237	792	521	65.7		45	0	244	232					
PCT 3240	1055	746	70.7		61	2	358	325					
PCT 3245	732	499	68.1		43	0	234	220					
PCT 3248	498	486	97.4		48	0	254	184					
PCT 3249	381	212	55.6		26	1	119	66					
PCT 3253	1196	742	62.0		76	0	461	205					
PCT 3258	1060	756	71.3		65	1	466	224					
PCT 3259	1179	778	65.9		87	0	452	239					

GENERAL ELECTION, NOVEMBER 4, 1986												
METRO SERVICE DISTRICT DEVELOP REGIONAL CONVENTION & TRADE SHOW CENTER, MEASURE 26-19												
	REGISTRATION	BALLOTS CAST	TURNOUT		REGIONAL CONVENTION AND TRADE SHOW CENTER BLANK	OVER-VOTES	METRO MEASURE 26-19 YES	METRO MEASURE 26-19 NO				
PCT 3263	906	554	61.1		56	1	308	189				
PCT 3268	347	200	57.6		36	1	104	59				
PCT 3273	440	206	46.8		11	0	117	78				
PCT 3274	834	547	65.5		40	0	325	182				
PCT 3283	1115	631	56.5		59	0	344	228				
PCT 3284	894	668	74.7		47	0	392	229				
PCT 3286	1179	698	59.3		58	0	507	333				
PCT 3290	816	607	74.3		42	0	345	220				
PCT 3292	847	619	73.0		48	0	333	238				
PCT 3297	854	535	62.6		49	0	216	270				
PCT 3299	436	287	65.8		18	1	118	150				
PCT 3300	273	144	52.7		15	0	58	71				
PCT 3302	309	177	57.2		11	0	45	101				
PCT 3306	1060	777	73.3		62	0	347	368				
PCT 3307	1094	762	69.6		76	0	412	274				
PCT 3308	963	731	75.9		68	0	366	297				
PCT 3309	655	530	80.9		47	0	225	258				
PCT 3310	824	598	72.5		52	0	257	289				
PCT 3311	727	559	76.8		48	0	225	284				
PCT 3312	1110	762	68.6		74	1	278	409				
PCT 3313	689	518	75.1		58	1	207	252				
PCT 3314	786	542	68.9		62	1	218	261				
PCT 3315	964	687	71.2		53	0	295	339				
PCT 3316	747	516	69.0		38	1	236	241				
PCT 3317	450	283	62.8		35	1	96	151				
PCT 3318	888	594	66.8		53	0	251	290				
PCT 3319	346	243	70.2		23	0	99	121				
PCT 3320	974	589	60.4		62	1	244	282				
PCT 3321	722	490	67.8		33	0	191	266				
PCT 3322	900	697	77.4		66	1	365	265				
PCT 3323	800	622	77.7		35	1	295	301				
PCT 3324	961	773	80.4		66	4	367	336				
PCT 3325	349	261	74.7		31	0	111	129				
PCT 3326	755	559	74.0		39	1	269	250				
PCT 3327	258	152	58.9		13	0	79	60				
PCT 3328	32	20	62.5		1	0	12	7				
PCT 3329	505	384	76.0		39	0	155	190				
PCT 3330	230	181	78.6		16	0	96	69				
PCT 4005	759	485	63.8		46	2	268	169				
PCT 4009	895	566	63.2		45	0	311	210				
PCT 4020	1124	697	62.0		75	1	380	241				
PCT 4022	433	173	39.9		19	0	80	74				
PCT 4025	1260	701	55.6		77	1	421	202				
PCT 4026	846	370	43.7		36	0	223	111				
PCT 4027	1039	652	62.7		74	3	369	206				
PCT 4030	1013	561	55.3		67	0	336	158				
PCT 4033	1213	747	61.5		68	2	396	281				
PCT 4038	911	602	66.0		53	0	309	240				
PCT 4041	994	682	68.6		43	1	364	274				
PCT 4044	670	493	73.5		41	0	265	187				
PCT 4048	975	670	68.7		68	0	340	262				
PCT 4049	905	551	60.8		45	1	329	176				
PCT 4052	216	121	56.0		14	0	67	40				
PCT 4056	669	446	66.6		39	0	222	185				
PCT 4064	763	523	68.5		40	0	271	212				
PCT 4065	780	550	70.5		36	0	272	242				
PCT 4067	921	581	63.0		47	1	300	233				
PCT 4068	1105	645	58.3		63	2	320	260				
PCT 4080	629	484	76.9		39	1	233	211				
PCT 4085	1086	757	69.7		59	0	382	316				
PCT 4092	1115	731	65.5		71	1	313	346				
PCT 4106	546	344	63.0		42	0	180	122				
PCT 4107	898	586	65.2		59	0	280	247				
PCT 4111	1003	715	71.2		65	2	388	260				
PCT 4114	942	690	73.2		51	0	376	263				
PCT 4117	939	666	70.9		60	1	281	324				
PCT 4118	1050	746	71.0		53	1	353	339				
PCT 4123	481	370	76.9		33	1	125	211				
PCT 4125	928	629	67.7		54	1	254	320				
PCT 4128	418	308	73.6		34	0	116	158				
PCT 4130	870	523	60.1		48	2	230	243				
PCT 4131	738	563	76.2		57	0	291	215				

35		GENERAL ELECTION, NOVEMBER 4, 1986 METRO SERVICE DISTRICT DEVELOP REGIONAL CONVENTION & TRADE SHOW CENTER, MEASURE 26-19													
	REGISTRATION	BALLOTS CAST	TURNOUT		REGIONAL CONVENTION AND TRADE SHOW CENTER BLANK	OVER-VOTES	METRO MEASURE 26-19 YES	METRO MEASURE 26-19 NO							
PCT 4132	841	638	75.8		47	1	325	265							
PCT 4143	944	627	66.4		53	0	340	234							
PCT 4144	689	445	64.5		38	0	209	198							
PCT 4147	903	561	62.1		54	1	276	250							
PCT 4152	761	502	65.9		39	0	226	237							
PCT 4155	555	402	72.4		39	0	156	207							
PCT 4156	474	320	67.5		29	0	135	156							
PCT 4158	837	531	63.4		50	0	207	274							
PCT 4160	857	544	63.4		38	0	242	254							
PCT 4162	686	457	66.6		38	2	196	221							
PCT 4167	836	590	70.5		60	0	251	279							
PCT 4176	803	552	68.7		29	1	241	281							
PCT 4178	850	404	47.5		34	0	185	185							
PCT 4181	349	207	59.3		22	0	102	83							
PCT 4182	424	279	65.8		25	0	123	131							
PCT 4185	761	482	63.3		31	1	217	233							
PCT 4188	815	502	61.5		41	0	206	255							
PCT 4190	646	409	63.3		24	0	193	192							
PCT 4191	988	647	65.4		55	1	240	351							
PCT 4196	910	484	53.1		66	1	198	219							
PCT 4202	711	513	72.1		42	0	206	265							
PCT 4203	855	521	60.9		36	1	198	286							
PCT 4206	557	337	60.5		26	0	143	168							
PCT 4208	723	401	55.4		43	1	141	216							
PCT 4211	773	427	55.2		40	0	160	227							
PCT 4216	994	550	55.3		43	1	227	279							
PCT 4218	709	449	63.3		31	0	166	252							
PCT 4221	757	450	59.4		44	0	201	205							
PCT 4223	493	308	62.4		31	0	160	117							
PCT 4228	906	504	55.6		44	0	273	187							
PCT 4231	1065	636	59.7		54	1	303	278							
PCT 4236	874	549	62.8		63	0	256	230							
PCT 4240	1261	803	63.6		62	1	401	339							
PCT 4242	584	342	58.5		32	0	159	151							
PCT 4243	679	434	63.9		46	1	222	165							
PCT 4244	406	302	74.3		32	0	137	133							
PCT 4246	894	553	61.8		54	0	241	258							
PCT 4248	1154	777	67.3		58	1	323	395							
PCT 4250	815	612	75.0		47	0	269	296							
PCT 4251	511	358	70.0		29	0	166	161							
PCT 4254	546	290	53.1		74	0	126	90							
PCT 4256	1011	670	66.2		50	1	361	258							
PCT 4259	1013	775	76.5		110	0	339	326							
PCT 4263	521	380	72.9		36	0	177	165							
PCT 4264	842	612	72.6		40	1	287	284							
PCT 4265	638	480	75.2		49	1	221	209							
PCT 4268	520	401	77.1		35	1	222	143							
PCT 4271	850	676	79.5		53	0	351	272							
PCT 4278	1374	961	69.9		96	1	373	491							
PCT 4279	1242	846	68.1		59	1	359	427							
PCT 4282	1115	859	77.0		64	0	516	279							
PCT 4284	370	286	77.2		11	0	182	93							
PCT 4285	709	485	68.4		45	0	218	222							
PCT 4294	933	615	65.9		53	1	358	203							
PCT 4295	990	636	64.2		66	1	321	248							
PCT 4302	174	129	74.1		10	0	53	66							
PCT 4307	606	308	50.8		13	0	155	140							
PCT 4309	306	228	74.5		12	0	101	115							
PCT 4313	1092	812	74.3		65	2	380	365							
PCT 4314	927	601	64.8		65	0	252	284							
PCT 4319	1138	822	72.2		70	1	362	389							
PCT 4320	99	59	59.3		2	0	29	28							
PCT 4321	586	345	58.8		33	1	132	179							
PCT 4322	272	188	69.1		14	0	66	108							
PCT 4323	584	408	69.8		32	0	172	204							
PCT 4324	204	156	76.4		12	0	71	73							
PCT 4325	115	79	68.6		16	0	28	35							
PCT 4326	588	439	74.6		35	0	179	225							
PCT 4327	100	52	52.0		3	0	25	24							
PCT 4328	278	177	63.6		21	0	67	89							
PCT 4329	263	185	70.3		15	0	75	95							
PCT 4330	13	6	46.1		2	0	2	2							





35	GENERAL ELECTION, NOVEMBER 4, 1986													
	METRO SERVICE DISTRICT DEVELOP REGIONAL CONVENTION & TRADE SHOW CENTER, MEASURE 26-19													
	REGISTRATION	BALLOTS CAST	TURNOUT	REGIONAL CONVENTION AND TRADE SHOW CENTER BLANK	OVER-VOTES	METRO MEASURE 26-19 YES	METRO MEASURE 26-19 NO							
PCT 5805	720	510	70.8	46	0	214	250							
PCT 5806	501	357	71.2	25	0	166	166							
PCT 5807	519	273	52.6	27	0	121	125							
PCT 5809	633	442	69.8	40	0	157	245							
PCT 5810	465	308	66.2	45	1	93	169							
PCT 5812	547	398	72.7	37	1	152	208							
PCT 5814	1015	769	75.7	58	1	303	407							
PCT 5816	753	550	73.0	54	1	219	276							
PCT 5819	761	557	73.1	48	0	233	276							
PCT 5820	881	641	72.7	66	0	275	300							
PCT 5822	297	219	73.7	14	0	81	124							
PCT 5823	812	565	69.5	57	0	259	249							
PCT 5824	869	657	75.6	58	0	308	291							
PCT 5825	977	726	74.3	65	4	336	321							
PCT 5826	773	564	72.9	76	0	237	251							
PCT 5829	619	466	75.2	26	0	233	207							
PCT 5830	483	303	62.7	24	0	143	136							
PCT 5834	309	221	71.5	26	0	82	113							
PCT 5839	393	279	70.9	28	0	103	148							
PCT 5840	1138	814	71.5	71	3	391	349							
PCT 5841	469	351	74.8	36	0	105	210							
PCT 5842	533	400	75.0	31	1	204	164							
PCT 5843	547	419	76.5	30	1	218	170							
PCT 5845	799	513	64.2	59	3	207	244							
PCT 5846	948	701	73.9	65	1	305	330							
PCT 5850	484	348	71.9	32	0	164	152							
PCT 5851	1193	851	71.3	82	1	356	412							
PCT 5853	725	543	74.8	65	0	218	260							
PCT 5854	1002	719	71.7	79	0	338	302							
PCT 5855	998	783	78.4	75	1	373	334							
PCT 5857	898	643	71.6	65	1	257	320							
PCT 5858	837	617	73.7	51	2	291	273							
PCT 5859	1046	734	70.1	86	1	334	313							
PCT 5860	1285	949	73.8	84	0	498	367							
PCT 5861	1068	838	78.4	81	1	430	326							
PCT 5862	209	149	71.2	11	0	55	83							
PCT 5863	366	278	75.9	22	1	105	150							
PCT 5864	602	436	72.4	32	0	217	187							
PCT 5900	585	461	78.8	38	1	184	238							
PCT 5901	269	220	81.7	28	0	109	83							
PCT 5902	354	238	67.2	38	0	80	120							
PCT 5903	11	8	72.7	2	0	2	4							
ABSENTEE TOTALS	327194	167795	51.1	1694	22	4349	8730							
GRAND TOTALS	327194	236436	72.2	21052	398	112979	102007							

11/07/86  
10:07 AM

NOVEMBER GENERAL

WASHINGTON COUNTY ELECTIONS  
245 E. MAIN ST.  
HELLSCHO, OR 97123

CD. CHARTER AMEND. REGARDING TAX ORDINANCES  
#25

- 01 - YES
- 02 - NO
- 03 - OVERTOTES
- 04 - UNDERVOTES

MSD DEVELOP REG. CONVENTION CENTER  
#26-19

- 09 - YES
- 10 - NO
- 11 - OVERTOTES
- 12 - UNDERVOTES

CD. CHARTER AMEND. COMMISSIONERS COMPEN.  
#21

- 05 - YES
- 06 - NO
- 07 - OVERTOTES
- 08 - UNDERVOTES

	01	02	03	04	05	06	07	08	09	10	11	12
0001 0001 TUALATIN E	188	25	0	43	57	139	0	60	82	102	0	11
0002 0002 SHERWOOD M	735	140	3	181	252	584	2	221	426	532	1	100
0003 0003 HOPKINS SC	227	27	1	44	71	173	0	55				
0004 0004 TUAL CITY	215	45	0	67	113	145	0	69	190	109	0	28
0005 0005 TOWN HALL	488	142	4	240	224	391	3	256	318	425	3	128
0007 0007 DURHAM SCH	271	42	0	54	116	173	0	78	203	144	0	20
0009 0009 CHRIST KIN	618	105	0	97	233	462	2	123	432	337	1	50
0010 0010 ALOHA HIGH	736	101	4	118	251	547	1	160	455	442	2	60
0011 0011 GRONER SCH	357	64	2	52	110	286	0	79	37	46	0	12
0012 0012 GRONER SCH	574	74	0	89	156	471	0	110				
0013 0013 WITCH HAZE	236	35	0	28	76	185	0	38	43	92	0	10
0014 0014 COOPER MTN	405	67	0	78	163	291	2	94	227	170	0	37
0016 0016 METZGER PK	763	121	0	176	291	543	1	225	580	410	0	70
0017 0017 METZGER ME	348	54	1	79	121	255	0	106	229	218	1	34
0018 0019 EDWARD BYR	570	75	0	114	242	383	0	134	421	294	1	43
0019 0019 MTN VIEW S	639	93	3	114	212	490	1	146	461	335	1	52
0020 0020 CHEHALEM S	669	94	2	102	228	484	0	155	478	340	0	49
0021 0021 WASH CO LI	418	55	1	70	140	296	1	107	262	257	0	25
0022 0022 BUTTERNUT	579	90	0	102	200	424	0	147	369	351	1	50
0023 0023 BUTTERNUT	634	78	0	103	221	457	2	135	423	357	0	35
0024 0024 TUAL COMM	523	86	0	96	185	386	2	132	383	273	0	49
0025 0025 TOWN HALL	428	104	3	126	163	356	1	141	257	336	1	67
0026 0026 GARDEN HOM	444	76	2	99	179	314	1	127	325	259	0	37
0027 0027 METZGER PK	478	64	0	137	159	359	0	161	322	301	0	56
0028 0028 FOWLER JR	400	70	1	53	140	292	1	91	262	231	0	31
0029 0029 EDWARD BYR	603	73	1	139	234	418	1	163	470	284	2	60
0030 0030 TIGARD COM	497	79	1	127	161	389	1	153	362	285	0	57
0031 0031 C F TIGARD	528	75	0	117	184	384	1	151	375	301	0	44
0032 0032 C F TIGARD	489	70	2	98	203	332	1	123	372	253	1	33
0033 0033 FOWLER JR	642	86	2	141	223	461	3	184	498	308	1	64
0034 0034 JAMES TEMP	463	84	1	96	210	322	2	110	373	243	0	28
0035 0035 PHIL LEWIS	331	46	0	66	120	243	0	80	228	191	1	23
0036 0036 TUAL CITY	326	51	1	89	163	197	2	105	283	145	0	39
0037 0037 HAZELDALE	440	67	1	89	166	313	0	118	1	1	0	0
0038 0038 ELDORADO V	389	54	1	79	141	267	1	114	158	200	4	37
0039 0039 TUALATIN E	164	18	0	25	42	127	0	38	72	128	0	7
0040 0040 TUALITY JR	550	101	1	102	229	384	2	139	407	296	2	49
0041 0041 SUMMERFIEL	545	150	2	208	227	454	1	223	401	394	5	105
0042 0042 GREENWAY S	581	121	1	155	277	383	1	197	568	229	0	61
0043 0043 ROYAL VILL	239	43	0	79	99	177	1	84	136	191	0	34
0044 0044 SOUTHMINST	556	119	1	108	203	432	0	149	428	295	0	61
0045 0045 1ST UNITED	427	87	1	138	186	294	1	172	331	233	1	88

11/07/86  
10:07 AM

NOVEMBER GENERAL

CO. CHARTER AMEND. REGARDING TAX ORDINANCES  
#25

- 01 - YES
- 02 - NO
- 03 - OVERVOTES
- 04 - UNDERVOTES

CO. CHARTER AMEND. COMMISSIONERS COMPEN.  
#21

- 05 - YES
- 06 - NO
- 07 - OVERVOTES
- 08 - UNDERVOTES

MSD DEVELOP REG. CONVENTION CENTER  
#26-19

- 09 - YES
- 10 - NO
- 11 - OVERVOTES
- 12 - UNDERVOTES

	01	02	03	04	05	06	07	08	09	10	11	12
0046 0046 M WOODWARD	645	102	1	163	246	452	0	213	521	314	1	75
0047 0047 1ST UNITED	562	93	1	177	238	393	0	202	410	327	1	95
0048 0048 FIR GROVE	622	105	0	124	241	460	2	148	486	307	0	58
0049 0049 HITEON ELE	815	130	1	165	313	554	1	243	693	344	1	73
0050 0050 FIR GROVE	621	104	2	126	252	415	0	186	469	326	1	57
0051 0051 VOSE SCHOO	653	139	2	143	272	481	2	182	492	379	0	66
0052 0052 VOSE SCHOO	418	71	0	90	162	304	1	112	280	251	1	47
0053 0053 HIGHLAND P	573	105	1	143	242	406	2	172	459	308	0	55
0054 0054 BETHEL CON	607	80	2	136	230	418	4	173	421	326	1	77
0055 0055 GREENWAY S	589	89	0	122	219	432	2	147	490	260	0	50
0056 0056 CHEHALEM S	503	86	1	139	218	342	2	167	416	243	1	69
0057 0057 1ST UNITED	149	23	2	40	70	98	0	46	112	76	1	25
0058 0058 MCKAY SCHO	591	111	1	121	224	424	1	175	475	297	0	52
0059 0059 ALOHA PK E	459	78	2	75	141	355	1	117	303	277	0	34
0060 0060 CE MASON D	217	37	0	70	113	126	2	83	210	85	0	29
0061 0061 HITEON SCH	669	113	1	154	259	461	0	217	547	332	0	58
0062 0062 GARDEN HOM	353	56	0	72	136	250	1	94	231	217	0	33
0063 0063 MONTCLAIR	547	150	1	176	222	428	1	223	520	278	2	74
0064 0064 RALEIGH HI	576	162	2	172	248	462	2	200	532	306	0	74
0065 0065 VALLEY COM	382	93	0	92	176	281	0	110	353	182	1	31
0066 0066 RALEIGH PK	252	66	1	71	101	196	2	91	217	148	0	25
0067 0067 VALLEY COM	444	103	1	113	184	336	0	141	356	260	0	45
0068 0068 ST MATTHEW	412	68	0	89	153	288	0	128	310	216	2	41
0069 0069 N SYLVAN S	556	124	2	143	220	428	1	176	447	314	0	64
0070 0070 RIDGEWOOD	467	115	2	133	198	376	2	141	397	264	1	55
0071 0071 ST BARTHOL	134	20	0	39	40	109	0	44	76	103	0	14
0072 0072 ST BARTHOL	498	95	3	121	182	389	1	145	329	321	1	66
0073 0073 W WALKER S	361	83	0	103	142	285	1	119	296	209	2	40
0074 0074 CEDAR PK J	280	51	0	42	108	212	1	52	233	115	1	24
0075 0075 HIGHLAND P	170	20	0	27	57	130	0	30	116	90	0	11
0076 0076 ST ANDREWS	330	57	3	83	137	250	0	86	232	211	0	30
0077 0077 CEDAR HILL	633	134	2	163	269	453	1	209	485	374	0	73
0078 0078 BARNES SCH	507	91	1	121	187	392	0	141	337	320	1	62
0079 0079 BEAVER ACR	587	76	3	99	212	400	3	150	380	335	0	50
0080 0080 MEADOW PK	323	47	0	68	117	234	1	86	244	165	0	29
0081 0081 MCKINLEY S	574	105	0	139	226	427	0	165	481	275	4	58
0082 0082 PRINCE OF	287	54	0	68	125	207	0	77	227	148	1	33
0083 0083 PRINCE OF	654	112	2	146	272	465	0	177	493	372	0	49
0084 0084 CEDAR MILL	601	129	0	127	230	461	1	165	448	339	0	70
0085 0085 CEDAR MILL	472	82	0	119	177	344	1	151	387	236	0	50
0086 0086 W TUALATIN	612	139	1	158	259	445	0	206	525	326	0	59
0087 0087 W TUALATIN	445	78	0	89	148	340	3	121	315	261	2	34



11/07/86  
10:07 AM

NOVEMBER GENERAL

CD. CHARTER AMEND. REGARDING TAX ORDINANCES  
#25

- 01 - YES
- 02 - NO
- 03 - OVERTOTES
- 04 - UNDERVOTES

CD. CHARTER AMEND. COMMISSIONERS COMPEN.  
#21

- 05 - YES
- 06 - NO
- 07 - OVERTOTES
- 08 - UNDERVOTES

MSD DEVELOP REG. CONVENTION CENTER  
#26-19

- 09 - YES
- 10 - NO
- 11 - OVERTOTES
- 12 - UNDERVOTES

	01	02	03	04	05	06	07	08	09	10	11	12
0088 0088 TERRA LIND	710	143	0	185	308	514	0	216	606	357	2	73
0089 0089 ST ANDREWS	503	72	0	84	197	349	0	113	353	267	0	39
0090 0090 CEDAR PK J	487	115	1	110	204	387	0	122	378	294	0	41
0091 0091 W SYLVAN S	127	45	0	40	77	87	1	47	131	64	0	17
0092 0092 RALEIGH PK	561	168	1	177	255	443	0	209	547	283	0	77
0093 0093 MONTCLAIR	331	50	0	92	105	244	0	124	262	166	0	45
0095 0095 WHITFORD J	723	169	5	196	292	565	0	236	622	373	4	94
0096 0096 ALOHA PK S	407	69	1	82	135	319	0	105	254	264	1	40
0097 0097 HERITAGE V	663	95	1	105	269	450	2	143	459	338	2	65
0098 0098 MCKAY SCHO	301	52	0	76	130	216	0	83	243	153	2	31
0099 0099 GARDEN HOM	153	26	1	41	51	107	0	63	108	102	0	11
0100 0100 WHITFORD J	374	69	0	102	152	265	0	128	306	201	0	38
0101 0101 ST MARY VA	483	96	0	104	220	333	2	128	374	259	1	49
0102 0102 DAVID HILL	433	108	0	88	130	381	3	115	236	337	1	55
0103 0103 HILLSBORO	292	43	2	61	95	233	0	70	143	222	1	32
0104 0104 BROOKWOOD	789	136	2	124	296	605	3	147	445	558	2	46
0105 0105 COURTHOUSE	589	143	3	156	203	523	1	164	338	449	2	65
0106 0106 JB THOMAS	619	120	1	134	216	503	3	152	320	490	0	64
0107 0107 POYNTER JR	721	117	1	131	246	556	0	168	450	471	1	48
0108 0108 BROOKWOOD	570	92	3	97	211	435	3	113	337	392	1	32
0109 0109 WALT HENRY	747	126	1	134	249	597	1	161	374	563	1	70
0110 0110 ECHO SHAW	444	80	0	82	162	349	1	94	254	317	0	35
0111 0111 CORNELIUS	419	94	1	123	143	364	1	129	198	374	0	65
0112 0112 DILLEY ELE	144	28	0	22	39	122	0	33	0	4	0	1
0113 0113 UNITED MET	458	70	1	93	149	371	1	101	228	339	0	55
0114 0114 JOSEPH GAL	558	112	2	143	199	463	0	153	258	478	0	79
0115 0115 FG HIGH SC	539	82	1	128	165	440	0	145	291	398	0	61
0116 0116 1ST CHRIST	398	88	2	99	148	309	1	129	238	304	0	45
0117 0117 JOSEPH GAL	438	88	2	122	201	324	2	123	218	355	0	77
0118 0118 N ARMSTRON	166	23	0	25	54	127	1	32				
0119 0119 HITEON ELE	43	7	0	6	10	41	0	5	26	26	0	4
0120 0120 BEAVER ACR	79	15	0	24	31	46	0	41	69	41	0	8
0121 0121 FARMINGTON	617	114	2	98	161	549	2	119				
0122 0122 N ARMSTRON	147	22	0	33	40	119	0	43	52	88	0	17
0123 0123 POYNTER JR	20	4	1	8	9	15	0	9	16	13	0	4
0124 0124 DILLEY ELE	287	56	3	54	91	242	3	64				
0125 0125 GASTON HIG	309	50	0	60	89	247	0	83				
0126 0126 INDIAN HIL	589	85	0	71	239	409	1	96	369	340	0	36
0127 0127 GALES CREE	386	54	1	68	110	312	2	85				
0128 0128 MANNING SC	530	98	2	68	167	438	0	93				
0129 0129 BANKS HIGH	496	86	2	84	142	409	1	116				
0130 0130 T MCCALL M	272	56	2	58	99	213	2	74	31	36	0	3

CO. CHARTER AMEND. REGARDING TAX ORDINANCES  
#25

- 01 - YES
- 02 - NO
- 03 - OVERVOTES
- 04 - UNDERVOTES

CO. CHARTER AMEND. COMMISSIONERS COMPEN.  
#21

- 05 - YES
- 06 - NO
- 07 - OVERVOTES
- 08 - UNDERVOTES

MSD DEVELOP REG. CONVENTION CENTER  
#26-19

- 09 - YES
- 10 - NO
- 11 - OVERVOTES
- 12 - UNDERVOTES

	01	02	03	04	05	06	07	08	09	10	11	12
0131 0131 BETHLEHEM	750	125	3	116	237	584	4	169	444	490	1	59
0132 0152 INDIAN HIL	771	123	2	142	255	586	1	196	501	465	0	72
0133 0133 ORENCO FIR	139	17	0	31	41	116	0	30	65	95	0	12
0134 0134 EVERGREEN	332	39	3	54	95	268	0	65	24	39	0	4
0135 0135 WEST UNION	634	105	2	106	204	515	1	127	8	5	0	0
0136 0136 N PLAINS S	651	91	2	103	190	529	0	128				
0137 0137 DIXIE MT G	82	15	0	14	31	57	0	23				
0138 0138 OAK HILLS	602	119	2	144	254	449	2	162	535	275	0	57
0139 0139 BETHANY SC	535	84	0	103	205	385	0	132	470	207	0	45
0140 0140 ROCK CREEK	514	93	0	110	223	362	0	132	396	275	0	46
0141 0141 BUXTON SCH	211	37	0	35	52	180	0	51				
0142 0142 VISITATION	335	74	1	89	65	326	1	107				
0143 0143 EVERGREEN	113	22	0	24	30	106	0	23				
0144 0144 T MCCALL M	489	120	2	102	206	404	0	103	307	356	0	50
0146 0146 BETHANY BA	235	28	0	59	76	174	0	72	147	150	0	25
0147 0147 ROCK CREEK	425	68	2	81	177	291	0	108	0	1	0	1
0148 0148 MOOBERRY S	654	119	3	125	206	531	1	163	375	464	2	60
0149 0149 MOOBERRY S	344	65	0	47	110	276	1	69	218	214	0	24
0150 0150 WV MCKINNE	455	83	1	67	168	355	0	83	225	342	0	39
0151 0151 HILLSBORD	586	112	0	133	218	479	1	133	337	435	3	56
0152 0152 FAITH BAPT	606	97	2	101	195	476	2	133	349	407	0	50
0153 0153 LENOX SCHO	773	103	2	107	311	542	1	131	493	439	0	40
0154 0154 HILLSBORD	372	83	1	79	140	301	0	94	264	235	1	35
0155 0155 BETHANY SC	540	89	0	116	188	403	0	154	381	321	0	43
0156 0156 MEADOW PK	243	36	0	30	90	176	1	42	148	139	0	22
0157 0157 ORENCO FIR	46	7	0	9	16	39	0	7	23	38	0	1
0158 0158 BROWN JR H	451	81	4	62	137	370	0	91	216	347	0	35
0159 0159 OAK HILLS	520	75	2	90	196	381	1	109	313	184	1	39
0160 0160 POYNTER JR	38	4	0	3	13	30	0	2	14	29	0	2
0162 0162 SHERWOOD M	516	73	4	98	188	374	1	128				
0163 0163 HAZELDALE	458	92	0	82	182	350	0	100	309	288	0	35
0164 0164 ECHO SHAW	5	0	0	0	2	3	0	0	5	0	0	0
0165 0165 KINTON GRA	66	10	0	10	23	54	0	9				
0166 0166 GRONER SCH	54	7	0	10	22	37	0	12				
0167 0167 FARMINGTON	189	33	1	39	50	165	0	47	15	20	0	0
0168 0168 LADD ACRES	643	96	1	90	228	470	2	130	426	368	0	36
0169 0169 GASTON HIG	376	87	1	67	107	332	1	91				
0170 0170 GRONER SCH	98	11	0	14	32	73	0	18				
0171 0171 N ARMSTRON	8	3	0	2	5	7	0	1	5	6	0	2
0172 0172 BEAVER ACR	343	65	0	58	108	271	1	86	220	213	0	33
0173 0173 ST ALEXAND	65	6	1	13	10	56	1	18	0	3	0	0
0174 0174 ST ALEXAND	135	21	1	25	37	111	0	34	50	100	0	9

11/07/86  
10:07 AM

NOVEMBER GENERAL

CO. CHARTER AMEND. REGARDING TAX ORDINANCES  
#25

- 01 - YES
- 02 - NO
- 03 - OVERVOTES
- 04 - UNDERVOTES

CO. CHARTER AMEND. COMMISSIONERS COMPEN.  
#21

- 05 - YES
- 06 - NO
- 07 - OVERVOTES
- 08 - UNDERVOTES

MSD DEVELOP REG. CONVENTION CENTER  
#26-19

- 09 - YES
- 10 - NO
- 11 - OVERVOTES
- 12 - UNDERVOTES

	01	02	03	04	05	06	07	08	09	10	11	12
0175 0175 FAITH BAPT	37	14	0	8	12	39	0	8	24	32	0	3
0176 0176 FARMINGTON	91	10	0	15	29	73	1	13				
0177 0177 FG HIGH SC	71	10	0	15	19	58	1	18	23	63	0	8
0178 0178 1ST CHRIST	11	5	0	3	2	14	0	3	3	11	0	5
0179 0179 BROOKWOOD	38	2	0	3	6	33	0	4	18	24	0	1
0180 0180 SUMMERFIEL	380	75	4	77	157	277	0	102	226	270	1	39
0181 0181 BROOKWOOD	9	0	0	1	4	6	0	0	4	5	0	1
0183 0183 TUAL COMM	60	12	1	14	19	53	0	15	32	47	0	8
0184 0184 HOPKINS SC	130	13	0	30	40	108	0	25	62	103	0	8
0185 0185 PIPERS RUN	65	3	0	37	26	38	1	40	62	28	0	15
0186 0186 PIPERS RUN	2	0	0	0	0	2	0	0	0	2	0	0
0187 0187 PIPERS RUN	13	0	0	1	7	5	0	2	6	8	0	0
0188 0188 COOPER MTN	363	52	0	77	125	267	0	100	302	153	0	37
0189 0189 TUALATIN E	157	20	0	36	63	96	0	54	127	73	0	13
0190 0190 GARDEN HOM	86	16	0	38	42	54	0	44	79	45	0	16
0191 0191 METZGER PK	18	2	0	1	11	5	0	5	10	11	0	0
0192 0192 METZGER PK	163	43	0	43	46	150	0	53	118	114	0	17
0193 0193 M WOODWARD	143	27	1	22	50	114	0	29	100	76	0	11
0194 0194 TIGARD COM	325	52	0	61	125	228	1	84	234	176	0	28
0195 0195 USA DURHAM	654	84	0	152	282	410	0	198	530	301	1	58
0196 0196 ST ALEXAND	16	2	0	2	3	15	0	2	3	15	0	2
0197 0197 MUNTCLAIR	73	13	0	21	26	51	0	30	66	31	0	10
0198 0198 RIDGEWOOD	398	111	0	97	153	345	3	105	371	193	0	42
0199 0199 PRINCE OF	427	83	1	107	179	297	0	142	101	43	0	23
0200 0200 MEADOW PK	70	8	0	5	29	48	0	6	46	29	0	8
0201 0201 ECHO SHAW	32	4	0	3	14	20	0	5				
0202 0202 CORNELIUS	98	13	0	17	25	84	0	19	12	39	0	2
0203 0203 N P COMM H	179	47	4	40	72	159	0	39				
0204 0204 WASH CO MU	76	7	0	14	16	65	0	16				
0205 0205 ST ALEXAND	7	0	0	0	0	7	0	0	0	7	0	0
0206 0206 FAITH BAPT	5	1	0	0	0	5	0	1	0	6	0	0
0207 0207 TUALATIN E	5	0	0	2	2	4	0	1	2	5	0	0
0208 0208 GARDEN HOM	5	1	0	3	2	4	0	3	8	1	0	0
0209 0209 GARDEN HOM	6	7	0	5	6	5	0	7	13	3	0	2
0210 0210 ECHO SHAW	369	57	2	75	110	313	1	79	163	287	0	37
0211 0211 WASH CO LI	293	54	0	60	104	233	0	70	213	162	0	32
0212 0212 HILLSBORD	328	60	0	76	104	282	0	78	187	235	0	42
0213 0213 EDWARD BYR	270	43	0	54	104	196	0	67	215	124	0	28
0214 0214 MTN VIEW S	372	64	1	85	145	275	1	101	292	200	0	30
0215 0215 CF TIGARD	341	56	2	99	125	259	2	112	259	198	2	39
0216 0216 1ST UNITED	299	47	1	65	118	207	0	87	209	167	0	36
0217 0217 METZGER ME	18	3	0	5	5	12	0	9	12	12	0	2

11/07/86  
10:07 AM

NOVEMBER GENERAL

CO. CHARTER AMEND. REGARDING TAX ORDINANCES  
#25

- 01 - YES
- 02 - NO
- 03 - OVERTOTES
- 04 - UNDERVOTES

CO. CHARTER AMEND. COMMISSIONERS COMPEN.  
#21

- 05 - YES
- 06 - NO
- 07 - OVERTOTES
- 08 - UNDERVOTES

MSD DEVELOP REG. CONVENTION CENTER

- #26-19
- 09 - YES
  - 10 - NO
  - 11 - OVERTOTES
  - 12 - UNDERVOTES

	01	02	03	04	05	06	07	08	09	10	11	12
0218 0218 M WOODWARD	16	9	1	3	9	15	0	5	17	10	0	2
0219 0219 HERITAGE V	50	7	0	6	25	29	0	9	40	17	0	6
TOTAL	79,756	14,148	190	17,135	29,590	60,147	151	21,341	49,405	41,167	88	7,023
COUNTY WIDE	79,756	14,148	190	17,135	29,590	60,147	151	21,341	49,405	41,167	88	7,023

CERTIFIED TO BE A TRUE AND  
CORRECT COPY OF THE ORIGINAL  
DATE 11-17-86  
DONALD W. MASON, DIRECTOR  
OF ASSESSMENT AND TAXATION  
DEPUTY CLERK  
*[Signature]* DEPUTY



# METRO

2000 S.W. First Avenue  
Portland, OR 97201-5398  
503/221-1646

January 5, 1986

*rec'd. &  
delivered to  
Neil 1/8/87*

Ms. Vicki K. Ervin  
Director of Elections  
Multnomah County  
1040 S.E. Morrison Street  
Portland, Oregon 97214

Re: Ballot Measure 26-19

#### Metro Council

Richard Waker  
Presiding Officer  
District 2

Jim Gardner  
Deputy Presiding  
Officer  
District 3

Bob Oleson  
District 1

Corky Kirkpatrick  
District 4

Tom DeJardin  
District 5

George Van Bergen  
District 6

Sharron Kelley  
District 7

John Frewing  
District 8

Tanya Collier  
District 9

Larry Cooper  
District 10

Marge Kafoury  
District 11

Gary Hansen  
District 12

Executive Officer  
Rick Gustafson

Dear Vicki:

As authorized by voter approval of Ballot Measure 26-19 last November, Metro is now in the process of preparing for the sale of general obligation bonds for the Convention Center project.

Our bond counsel has asked you to provide the following items in preparation for the bond sale:

1. Affidavits of publication of notice of bond election;
2. Affidavits of publication of facsimile ballot;
3. Sample oath of County Elections Clerk; and
4. Ballot.

Because we are working to gather these materials together as quickly as possible, it would be most helpful if you could call me when these materials are ready and I can pick them up from your office. Please call if you have any questions and thanks for your cooperation.

Sincerely,

A. Marie Nelson  
Clerk of the Council

cc: Neil McFarlane

*More;  
They still want  
more - talk  
to you soon.  
-Neil*

WORLD TRADE CENTER BUILDING  
SUITE 3704  
P.O. 57  
2-4-1 HAMAMATSU-CHO  
MINATO-KU  
TOKYO 105 JAPAN  
(03) 432-8998

LINDSAY, HART, NEIL & WEIGLER  
LAWYERS

SUITE 1800  
222 S.W. COLUMBIA  
PORTLAND, OREGON 97201-6618  
TELEPHONE (503) 226-1191  
TELECOPIER (503) 226-0079  
TELEX: 494-7032

DEC 1 1986

JEFFERSON PLACE  
350 N. 9TH, SUITE 400  
BOISE, IDAHO 83702  
(208) 336-8844

2011 EYE STREET, N.W.  
WASHINGTON, D.C. 20036  
(202) 296-3006

December 30, 1986

Mr. Lyndon A. S. Wilson, Jr.  
Director  
Convention Center Project  
Metropolitan Service District  
2000 S.W. First Avenue  
Portland, OR 97201-5398

Re: Convention Center Project

Dear Tuck:

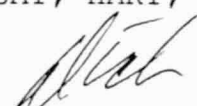
We have reviewed the materials enclosed with your letters dated October 21 and December 22, 1986 and find that we need to review certified copies or duplicate originals of the following additional documents for the election:

- (1) affidavits of publication of notice of bond election;
- (2) affidavits of publication of facsimile ballot;
- (3) sample oath of County Elections Clerk;
- (4) ballot; and
- (5) Treasurer's certificate of indebtedness.

Upon receipt of those additional materials, the election transcript will be complete.

Very truly yours,

LINDSAY, HART, NEIL & WEIGLER

  
Richard D. Roberts

RDRmts018



# METRO

2000 S.W. First Avenue  
Portland, OR 97201-5398  
503/221-1646

December 3, 1986

HAND DELIVERED

Ms. Vicki K. Ervin  
Director of Elections  
Multnomah County  
1040 S.E. Morrison  
Portland, Oregon 97214

Dear Vicki:

Enclosed is a true copy of Metro Resolution No. 86-703, for the Purpose of Accepting the 1986 Oregon General Election Abstract of Votes of the Metropolitan Service District (with the Exception of Clackamas County Abstract for Ballot Measure 26-19), adopted November 25, 1986; and Resolution No. 86-713, for the Purpose of Accepting the 1986 Oregon General Election Abstract for Ballot Measure 26-19, adopted November 28, 1986.

When the Council met on November 25 to adopt Resolution No. 86-703, it was discovered the voter abstracts from Clackamas County regarding the results of Ballot Measure 26-19 were not included in the abstracts received from your office. Therefore, the Council adopted a resolution that accepted the 1986 Oregon General election abstract of votes with the exception of Clackamas County abstract for the ballot measure.

On November 26, I called Suzanne of your office and learned she could find no copy of the Clackamas County voter abstracts for Ballot Measure 26-19 on file with Multnomah County. That same day, Sandy Bradley of our office secured a certified copy of the ballot measure abstract from the Clackamas County elections office, carried the abstract to the Multnomah County elections office, and retained a copy of same.

On November 28, the Metro Council adopted Resolution No. 86-713 which accepted the voter abstracts for Ballot Measure 26-19 from Clackamas, Multnomah and Washington Counties.

I understand upon receipt of our formal acceptance of the General election votes, you will send me certificates for the ballot measure election and for the three Metro officers elected on November 4, 1986.

Sincerely,

A. Marie Nelson  
Clerk of the Council

Enclosures

RECEIVED  
1986 DEC -3 M 2 22  
DIRECTOR OF ELECTIONS  
MULTNOMAH COUNTY

Metro Council  
Richard Waker  
Presiding Officer  
District 2  
Jim Gardner  
Deputy Presiding  
Officer  
District 3  
Bob Oleson  
District 1  
Corky Kirkpatrick  
District 4  
Tom DeJardin  
District 5  
George Van Bergen  
District 6  
Sharron Kelley  
District 7  
John Frewing  
District 8  
Tanya Collier  
District 9  
Larry Cooper  
District 10  
Marge Kafoury  
District 11  
Gary Hansen  
District 12  
Executive Officer  
Rick Gustafson



MINUTES OF THE COUNCIL OF THE  
METROPOLITAN SERVICE DISTRICT

Special Meeting  
November 28, 1986

Councilors Present: Tanya Collier, Tom DeJardin, Jim Gardner,  
Gary Hansen, Sharron Kelley, Corky  
Kirkpatrick, David Knowles, George  
Van Bergen and Richard Waker

Councilors Absent: Larry Cooper, John Frewing and Mike Ragsdale

Staff Present: Donald Carlson, Eleanore Baxendale, Sandy  
Bradley, Vickie Rocker and Toby Janus

Presiding Officer Waker called the special meeting to order at  
11:00 a.m. The meeting was conducted via telephone conference with  
Councilors DeJardin, Kirkpatrick and Hansen present at the Metro  
offices.

1. Consideration of Resolution No. 86-713, for the Purpose of  
Accepting the 1986 Oregon General Election Abstract of Votes of  
the Metropolitan Service District Abstract for Ballot Measure  
26-19

Toby Janus, Acting Clerk of the Council, read the Resolution in its  
entirety. There was no discussion on the Resolution.

Motion: Councilor Kelley moved to adopt Resolution No. 86-713  
and Councilor DeJardin seconded the motion.

Vote: A vote on the motion resulted in:


Ayes: Councilors Collier, DeJardin, Gardner, Hansen,  
Kelley, Kirkpatrick, Knowles, Van Bergen and Waker

Absent: Councilors Cooper, Frewing and Ragsdale

The motion carried and Resolution No. 86-713 was adopted.

Presiding Officer Waker adjourned the special meeting at 11:05 p.m.

Respectfully submitted,

  
A. Marie Nelson  
Clerk of the Council

amn  
6661C/313-1  
12/05/86