

BEFORE THE METRO COUNCIL

FOR THE PURPOSE OF ACCEPTING THE) RESOLUTION NO. 12-4353
MAY 15, 2012 PRIMARY ELECTION)
ABSTRACT OF VOTES FOR METRO AND) Introduced by Council President Tom Hughes
FINDING THE CANDIDATES QUALIFIED)

WHEREAS, a Primary Election was held in the State of Oregon on May 15, 2012 (“Primary Election”);

WHEREAS, candidates for the following Metro subdistricts appeared on the Primary Election ballot in accordance with ORS Chapter 249 and ORS Chapter 268:

1. Metro Councilor, Sub District 3;
2. Metro Councilor, Sub District 5; and
3. Metro Councilor, Sub District 6

WHEREAS, ORS 255.295 requires that the Multnomah County Director of Elections Division canvass the official abstract of votes cast for members of the Metro Council, deliver the official Abstract of Votes to Metro for acceptance and determination of qualification , and cause the Elections Division election officer to issue certificates of election to the winners; and

WHEREAS, the Metro Charter, Chapter V, section 19 sets forth the qualification criteria for Metro Councilors and provides that the Metro Council “is the judge of the election and qualification of its members;” and Chapter VI, section 29(1) of the Metro Charter further provides that “if one candidate for a Metro office receives a majority of the votes cast at the primary election for all candidates for that office, that candidate is elected;” and

WHEREAS, the Abstract of Votes and regional results of the Primary Election for the Metro Area were received by the Metro Council on June 6, 2012, and are attached hereto and incorporated herein as Exhibit A; and

WHEREAS, the Metro Council finds that each of the three candidates who received a majority of votes cast at the primary election for their respective Subdistricts is qualified to serve as a Metro Councilor pursuant to the terms and conditions of the Metro Charter; now therefore


BE IT RESOLVED:

1. That the Metro Council hereby accepts the results of the Abstract of Votes for the May 15, 2012 Primary Election, attached hereto as Exhibit A and incorporated herein;
2. That the voters of the Metro Area, District 3, have elected Craig Dirksen for the position of Metro Councilor, for a four-year term commencing on the 1st Monday of January 2013, and ending on the 1st Monday of January 2017, and that the Metro Council finds that Mr. Dirksen is qualified to serve as a Metro Councilor pursuant to the terms and conditions of the Metro Charter; and
3. That the voters of the Metro Area, District 5, have elected Sam Chase for the position of Metro Councilor, for a four-year term commencing on the 1st Monday of January 2013, and ending on the 1st Monday of January 2017, and that the Metro Council finds that Mr.

Chase is qualified to serve as a Metro Councilor pursuant to the terms and conditions of the Metro Charter; and

4. That the voters of the Metro Area, District 6, have elected Bob Stacey for the position of Metro Councilor, for a four-year term commencing on the 1st Monday of January 2013 and ending on the 1st Monday of January 2017, and that the Metro Council finds that Mr. Stacey is qualified to serve as a Metro Councilor pursuant to the terms and conditions of the Metro Charter; and
5. That the Metro Council authorizes Metro Council President Hughes to sign the County Elections Division statement attached hereto as Exhibit B instructing the County elections officer to issue certificates of election to the above persons.

ADOPTED by the Metro Council this 21st day of June 2012



Tom Hughes, Council President

Approved as to Form:

Alison Kean Campbell, Metro Attorney

Exhibit A
Resolution No. 12-4353
Regional Results and Certified Copies of
Abstract of Votes for the Metro Area
May 15, 2012 Primary Election

Exhibit "A" to Resolution No. 12-4353

NUMBERED KEY CANVASS

Multnomah County, Oregon
 Primary Election
 May 15, 2012
 STATISTICS

REPORT-EL52 PAGE 0001

RUN DATE:06/01/12 02:58 PM

	TOTAL	PERCENT		TOTAL	PERCENT
01 = REGISTERED VOTERS - TOTAL	402,285		09 = BALLOTS CAST - NONAFFILIATED	1,099	.68
02 = REGISTERED VOTERS - DEMOCRAT	220,178	54.73	10 = BALLOTS CAST - NONPARTISAN	27,698	17.21
03 = REGISTERED VOTERS - REPUBLICAN	68,724	17.08	11 = VOTER TURNOUT - TOTAL		40.01
04 = REGISTERED VOTERS - NONAFFILIATED	113,383	28.18	12 = VOTER TURNOUT - DEMOCRAT		46.93
05 = REGISTERED VOTERS - NONPARTISAN	0		13 = VOTER TURNOUT - REPUBLICAN		41.92
06 = BALLOTS CAST - TOTAL	160,945		14 = VOTER TURNOUT - NONAFFILIATED		.97
07 = BALLOTS CAST - DEMOCRAT	103,338	64.21	15 = VOTER TURNOUT - NONPARTISAN		
08 = BALLOTS CAST - REPUBLICAN	28,810	17.90			

	01	02	03	04	05	06	07	08	09	10	11	12	13	14	15
2701	624	367	157	100	0	332	206	85	1	40	53.21	56.13	54.14	1.00	
2702	825	383	292	150	0	351	184	135	4	28	42.55	48.04	46.23	2.67	
3101	1171	598	278	295	0	500	294	114	5	87	42.70	49.16	41.01	1.69	
3102	1917	924	514	479	0	701	418	195	9	79	36.57	45.24	37.94	1.88	
3103	642	290	214	138	0	280	144	104	2	30	43.61	49.66	48.60	1.45	
3301	3710	2400	299	1011	0	1817	1361	135	8	313	48.98	56.71	45.15	.79	
3302	4169	2439	552	1178	0	1717	1168	216	10	323	41.18	47.89	39.13	.85	
3303	3397	1611	870	916	0	1433	777	376	15	265	42.18	48.23	43.22	1.64	
3304	548	293	145	110	0	232	143	59	3	27	42.34	48.81	40.69	2.73	
3501	856	442	216	198	0	402	240	105	5	52	46.96	54.30	48.61	2.53	
3502	4539	2579	906	1054	0	2223	1407	473	12	331	48.98	54.56	52.21	1.14	
3601	1516	868	338	310	0	859	539	202	7	111	56.66	62.10	59.76	2.26	
3602	3415	1984	258	1173	0	1216	846	85	16	269	35.61	42.64	32.95	1.36	
3603	2596	1259	264	1073	0	722	439	68	6	209	27.81	34.87	25.76	.56	
3604	4702	2619	738	1345	0	2133	1347	382	23	381	45.36	51.43	51.76	1.71	
3605	2287	1259	506	522	0	1248	774	295	9	170	54.57	61.48	58.30	1.72	
3606	4463	2710	736	1017	0	2564	1747	395	28	394	57.45	64.46	53.67	2.75	
3607	2281	1367	348	566	0	1185	811	203	7	164	51.95	59.33	58.33	1.24	
3608	3250	1721	578	951	0	1521	956	295	11	259	46.80	55.55	51.04	1.16	
3609	536	302	155	79	0	308	190	90	0	28	57.46	62.91	58.06	.00	
3610	3809	2327	694	788	0	2080	1412	383	7	278	54.61	60.68	55.19	.89	
3611	4486	2699	788	999	0	2349	1590	400	15	344	52.36	58.91	50.76	1.50	
3612	4531	2510	544	1477	0	2014	1313	265	19	417	44.45	52.31	48.71	1.29	
3801	3893	2241	781	871	0	1989	1286	396	13	294	51.09	57.39	50.70	1.49	
3802	3206	1885	604	717	0	1538	1048	269	14	207	47.97	55.60	44.54	1.95	
3803	3843	2290	503	1050	0	1713	1199	205	11	298	44.57	52.36	40.76	1.05	
3804	2519	1492	434	593	0	1384	918	245	12	209	54.94	61.53	56.45	2.02	
3805	2112	1164	381	567	0	864	562	161	6	135	40.91	48.28	42.26	1.06	
3806	1720	851	498	371	0	663	376	205	4	78	38.55	44.18	41.16	1.08	
3807	1095	506	393	196	0	433	220	177	0	36	39.54	43.48	45.04	.00	
3808	315	144	34	137	0	44	21	17	0	6	13.97	14.58	50.00	.00	
4101	3625	2194	416	1015	0	1746	1172	210	10	354	48.17	53.42	50.48	.99	
4102	4136	2320	601	1215	0	1759	1122	271	14	352	42.53	48.36	45.09	1.15	
4103	3692	2265	683	744	0	2059	1389	383	10	277	55.77	61.32	56.08	1.34	
4104	4011	2605	421	985	0	2113	1521	234	6	352	52.68	58.39	55.58	.61	
4201	3664	2254	197	1213	0	1556	1104	100	8	344	42.47	48.98	50.76	.66	
4203	3482	2006	203	1273	0	1320	870	94	4	352	37.91	43.37	46.31	.31	
4204	4288	2767	237	1284	0	2013	1472	109	12	420	46.94	53.20	45.99	.93	
4205	4400	2925	298	1177	0	2217	1657	154	8	398	50.39	56.65	51.68	.68	
4206	4244	2614	281	1349	0	1853	1354	118	12	369	43.66	51.80	41.99	.89	
4207	4002	2535	169	1298	0	1849	1344	74	7	424	46.20	53.02	43.79	.54	
4208	3742	2393	213	1136	0	1776	1305	111	8	352	47.46	54.53	52.11	.70	
4209	4261	2433	428	1400	0	1679	1123	188	10	358	39.40	46.16	43.93	.71	
4210	4243	2455	416	1372	0	1670	1099	201	11	359	39.36	44.77	48.32	.80	
4211	4408	2537	532	1339	0	1966	1296	256	11	403	44.60	51.08	48.12	.82	
4301	4456	2948	242	1266	0	1666	1219	90	2	355	37.39	41.35	37.19	.16	
4302	4463	2905	186	1372	0	1570	1132	69	9	360	35.18	38.97	37.10	.66	
4303	4168	2804	146	1218	0	1541	1164	61	11	305	36.97	41.51	41.78	.90	
4304	4432	2937	238	1257	0	1604	1191	83	7	323	36.19	40.55	34.87	.56	

RUN DATE:06/01/12 02:58 PM

	TOTAL	PERCENT		TOTAL	PERCENT
01 = REGISTERED VOTERS - TOTAL	402,285		09 = BALLOTS CAST - NONAFFILIATED	1,099	.68
02 = REGISTERED VOTERS - DEMOCRAT	220,178	54.73	10 = BALLOTS CAST - NONPARTISAN	27,698	17.21
03 = REGISTERED VOTERS - REPUBLICAN	68,724	17.08	11 = VOTER TURNOUT - TOTAL		40.01
04 = REGISTERED VOTERS - NONAFFILIATED	113,383	28.18	12 = VOTER TURNOUT - DEMOCRAT		46.93
05 = REGISTERED VOTERS - NONPARTISAN	0		13 = VOTER TURNOUT - REPUBLICAN		41.92
06 = BALLOTS CAST - TOTAL	160,945		14 = VOTER TURNOUT - NONAFFILIATED		.97
07 = BALLOTS CAST - DEMOCRAT	103,338	64.21	15 = VOTER TURNOUT - NONPARTISAN		
08 = BALLOTS CAST - REPUBLICAN	28,810	17.90			

(CONTINUED FROM PREVIOUS PAGE)

	01	02	03	04	05	06	07	08	09	10	11	12	13	14	15
4305	4285	2787	363	1135	0	1888	1327	185	4	372	44.06	47.61	50.96	.35	
4306	4194	2673	365	1156	0	1811	1294	196	8	313	43.18	48.41	53.70	.69	
4307	4486	2837	434	1215	0	1727	1231	185	11	300	38.50	43.39	42.63	.91	
4308	4214	2885	374	955	0	2350	1798	196	12	344	55.77	62.32	52.41	1.26	
4310	4233	2756	236	1241	0	1803	1352	99	10	342	42.59	49.06	41.95	.81	
4311	3169	2185	138	846	0	1469	1135	66	2	266	46.36	51.95	47.83	.24	
4401	3662	2110	375	1177	0	1262	820	164	9	269	34.46	38.86	43.73	.76	
4402	4231	2564	433	1234	0	1599	1058	189	12	340	37.79	41.26	43.65	.97	
4403	3560	2155	358	1047	0	1525	1027	171	3	324	42.84	47.66	47.77	.29	
4404	4346	2697	364	1285	0	1404	989	144	6	265	32.31	36.67	39.56	.47	
4405	4293	2490	483	1320	0	1658	1074	202	11	371	38.62	43.13	41.82	.83	
4406	4117	2406	542	1169	0	1743	1142	265	14	322	42.34	47.46	48.89	1.20	
4407	3055	1970	233	852	0	1255	913	102	6	234	41.08	46.35	43.78	.70	
4408	4442	2521	664	1257	0	1591	1020	281	10	280	35.82	40.46	42.32	.80	
4409	1899	977	265	657	0	575	352	100	2	121	30.28	36.03	37.74	.30	
4501	4487	2942	560	985	0	2436	1786	287	13	350	54.29	60.71	51.25	1.32	
4502	4155	2461	536	1158	0	1823	1208	247	10	358	43.87	49.09	46.08	.86	
4503	3964	2598	405	961	0	2127	1570	191	14	352	53.66	60.43	47.16	1.46	
4504	4397	3028	562	807	0	2654	1966	340	10	338	60.36	64.93	60.50	1.24	
4505	2893	1799	399	695	0	1261	876	188	8	189	43.59	48.69	47.12	1.15	
4506	3099	1584	661	854	0	1148	651	302	7	188	37.04	41.10	45.69	.82	
4507	4205	2583	502	1120	0	1913	1327	228	11	347	45.49	51.37	45.42	.98	
4508	3882	2090	566	1226	0	1374	867	210	16	281	35.39	41.48	37.10	1.31	
4509	2365	1136	591	638	0	869	470	262	2	135	36.74	41.37	44.33	.31	
4510	2203	1096	623	484	0	914	464	317	5	128	41.49	42.34	50.88	1.03	
4511	2396	1163	501	732	0	730	406	178	5	141	30.47	34.91	35.53	.68	
4512	525	277	119	129	0	217	120	64	1	32	41.33	43.32	53.78	.78	
4601	4457	2673	520	1264	0	2032	1391	242	15	384	45.59	52.04	46.54	1.19	
4602	3499	2327	464	708	0	2136	1568	268	14	286	61.05	67.38	57.76	1.98	
4603	4457	2897	553	1007	0	2525	1830	299	20	376	56.65	63.17	54.07	1.99	
4604	3941	1956	657	1328	0	1235	720	247	7	261	31.34	36.81	37.60	.53	
4605	4446	2573	555	1318	0	1883	1263	252	14	354	42.35	49.09	45.41	1.06	
4606	4359	2406	488	1465	0	1467	964	185	5	313	33.65	40.07	37.91	.34	
4607	3334	1573	801	960	0	1270	653	398	11	208	38.09	41.51	49.69	1.15	
4608	2421	1146	348	927	0	702	418	110	5	169	29.00	36.47	31.61	.54	
4609	4529	2539	548	1442	0	1782	1160	242	14	366	39.35	45.69	44.16	.97	
4701	2613	1305	687	621	0	1045	594	336	3	112	39.99	45.52	48.91	.48	
4702	706	347	154	205	0	261	148	61	1	51	36.97	42.65	39.61	.49	
4703	2128	943	671	514	0	991	502	349	8	132	46.57	53.23	52.01	1.56	
4704	3850	1818	1046	986	0	1619	865	531	8	215	42.05	47.58	50.76	.81	
4705	4193	2091	849	1253	0	1608	945	386	10	267	38.35	45.19	45.47	.80	
4706	3133	1489	705	939	0	960	551	242	4	163	30.64	37.00	34.33	.43	
4707	1607	815	345	447	0	652	384	158	5	105	40.57	47.12	45.80	1.12	
4708	3365	1637	744	984	0	1218	647	347	12	212	36.20	39.52	46.64	1.22	
4709	1887	924	419	544	0	614	362	153	6	93	32.54	39.18	36.52	1.10	
4710	4062	1875	886	1301	0	1344	688	393	20	243	33.09	36.69	44.36	1.54	
4801	1289	517	378	394	0	485	237	161	6	81	37.63	45.84	42.59	1.52	
4802	3823	1858	553	1412	0	1144	685	173	11	275	29.92	36.87	31.28	.78	
4803	2239	1045	350	844	0	631	364	122	8	137	28.18	34.83	34.86	.95	
4804	1397	643	233	521	0	396	242	70	4	80	28.35	37.64	30.04	.77	

	TOTAL	PERCENT		TOTAL	PERCENT
01 = REGISTERED VOTERS - TOTAL	402,285		09 = BALLOTS CAST - NONAFFILIATED	1,099	.68
02 = REGISTERED VOTERS - DEMOCRAT	220,178	54.73	10 = BALLOTS CAST - NONPARTISAN	27,698	17.21
03 = REGISTERED VOTERS - REPUBLICAN	68,724	17.08	11 = VOTER TURNOUT - TOTAL		40.01
04 = REGISTERED VOTERS - NONAFFILIATED	113,383	28.18	12 = VOTER TURNOUT - DEMOCRAT		46.93
05 = REGISTERED VOTERS - NONPARTISAN	0		13 = VOTER TURNOUT - REPUBLICAN		41.92
06 = BALLOTS CAST - TOTAL	160,945		14 = VOTER TURNOUT - NONAFFILIATED		.97
07 = BALLOTS CAST - DEMOCRAT	103,338	64.21	15 = VOTER TURNOUT - NONPARTISAN		
08 = BALLOTS CAST - REPUBLICAN	28,810	17.90			

(CONTINUED FROM PREVIOUS PAGE)

	01	02	03	04	05	06	07	08	09	10	11	12	13	14	15
4805	832	405	146	281	0	244	151	48	0	45	29.33	37.28	32.88	.00	
4806	1432	619	423	390	0	607	320	198	3	86	42.39	51.70	46.81	.77	
4807	2625	1227	509	889	0	767	425	177	10	155	29.22	34.64	34.77	1.12	
4901	55	19	24	12	0	15	5	9	0	1	27.27	26.32	37.50	.00	
4902	26	14	9	3	0	13	5	6	0	2	50.00	35.71	66.67	.00	
4903	4102	1765	1185	1152	0	1116	587	376	11	142	27.21	33.26	31.73	.95	
4904	3712	1405	1150	1157	0	899	419	350	9	121	24.22	29.82	30.43	.78	
4905	4362	1642	1545	1175	0	1132	504	469	11	148	25.95	30.69	30.36	.94	
4906	1226	517	304	405	0	310	154	104	3	49	25.29	29.79	34.21	.74	
4907	271	124	108	39	0	107	60	40	1	6	39.48	48.39	37.04	2.56	
4908	2100	855	621	624	0	594	278	246	8	62	28.29	32.51	39.61	1.28	
4909	4060	1723	1102	1235	0	1047	545	348	7	147	25.79	31.63	31.58	.57	
4910	3346	1507	857	982	0	894	447	336	9	102	26.72	29.66	39.21	.92	
4911	4023	1822	980	1221	0	1030	551	304	8	167	25.60	30.24	31.02	.66	
5001	3719	1645	785	1289	0	798	453	226	6	113	21.46	27.54	28.79	.47	
5002	4322	1644	1466	1212	0	1072	511	403	20	138	24.80	31.08	27.49	1.65	
5003	4009	1734	1221	1054	0	1166	631	389	11	135	29.08	36.39	31.86	1.04	
5004	3107	1184	1199	724	0	1085	488	453	8	136	34.92	41.22	37.78	1.10	
5005	2169	875	586	708	0	549	261	185	8	95	25.31	29.83	31.57	1.13	
5006	3321	1281	1174	866	0	948	443	386	9	110	28.55	34.58	32.88	1.04	
5007	3460	1437	1050	973	0	884	442	321	12	109	25.55	30.76	30.57	1.23	
5008	3325	1349	1214	762	0	971	469	395	3	104	29.20	34.77	32.54	.39	
5009	873	393	190	290	0	246	144	60	0	42	28.18	36.64	31.58	.00	
5101	792	367	142	283	0	215	119	50	1	45	27.15	32.43	35.21	.35	
5102	4328	1931	1027	1370	0	1372	702	404	18	248	31.70	36.35	39.34	1.31	
5103	2139	873	550	716	0	774	378	229	2	165	36.19	43.30	41.64	.28	
5104	3430	1509	948	973	0	1107	582	363	12	150	32.27	38.57	38.29	1.23	
5105	364	136	144	84	0	125	50	63	2	10	34.34	36.76	43.75	2.38	
5106	1572	691	441	440	0	498	235	187	4	72	31.68	34.01	42.40	.91	
5107	581	203	257	121	0	191	74	98	1	18	32.87	36.45	38.13	.83	
5202	2534	965	933	636	0	867	423	331	10	103	34.21	43.83	35.48	1.57	
5203	1952	673	809	470	0	595	245	276	9	65	30.48	36.40	34.12	1.91	
5204	2934	1056	1094	784	0	809	343	355	8	103	27.57	32.48	32.45	1.02	

Certificate

I certify that the votes recorded on this abstract correctly summarize the tally of votes cast at the election indicated.

Tim Scott

Tim Scott, Director of Elections
Multnomah County, Oregon

RUN DATE:06/01/12 02:58 PM

	TOTAL	PERCENT		TOTAL	PERCENT
01 = REGISTERED VOTERS - TOTAL	402,285		09 = BALLOTS CAST - NONAFFILIATED	1,099	.68
02 = REGISTERED VOTERS - DEMOCRAT	220,178	54.73	10 = BALLOTS CAST - NONPARTISAN	27,698	17.21
03 = REGISTERED VOTERS - REPUBLICAN	68,724	17.08	11 = VOTER TURNOUT - TOTAL		40.01
04 = REGISTERED VOTERS - NONAFFILIATED	113,383	28.18	12 = VOTER TURNOUT - DEMOCRAT		46.93
05 = REGISTERED VOTERS - NONPARTISAN	0		13 = VOTER TURNOUT - REPUBLICAN		41.92
06 = BALLOTS CAST - TOTAL	160,945		14 = VOTER TURNOUT - NONAFFILIATED		.97
07 = BALLOTS CAST - DEMOCRAT	103,338	64.21	15 = VOTER TURNOUT - NONPARTISAN		
08 = BALLOTS CAST - REPUBLICAN	28,810	17.90			

	01	02	03	04	05	06	07	08	09	10	11	12	13	14	15
2701	624	367	157	100	0	332	206	85	1	40	53.21	56.13	54.14	1.00	
2702	825	383	292	150	0	351	184	135	4	28	42.55	48.04	46.23	2.67	
3101	1171	598	278	295	0	500	294	114	5	87	42.70	49.16	41.01	1.69	
3102	1917	924	514	479	0	701	418	195	9	79	36.57	45.24	37.94	1.88	
3103	642	290	214	138	0	280	144	104	2	30	43.61	49.66	48.60	1.45	
3301	3710	2400	299	1011	0	1817	1361	135	8	313	48.98	56.71	45.15	.79	
3302	4169	2439	552	1178	0	1717	1168	216	10	323	41.18	47.89	39.13	.85	
3303	3397	1611	870	916	0	1433	777	376	15	265	42.18	48.23	43.22	1.64	
3304	548	293	145	110	0	232	143	59	3	27	42.34	48.81	40.69	2.73	
3501	856	442	216	198	0	402	240	105	5	52	46.96	54.30	48.61	2.53	
3502	4539	2579	906	1054	0	2223	1407	473	12	331	48.98	54.56	52.21	1.14	
3601	1516	868	338	310	0	859	539	202	7	111	56.66	62.10	59.76	2.26	
3602	3415	1984	258	1173	0	1216	846	85	16	269	35.61	42.64	32.95	1.36	
3603	2596	1259	264	1073	0	722	439	68	6	209	27.81	34.87	25.76	.56	
3604	4702	2619	738	1345	0	2133	1347	382	23	381	45.36	51.43	51.76	1.71	
3605	2287	1259	506	522	0	1248	774	295	9	170	54.57	61.48	58.30	1.72	
3606	4463	2710	736	1017	0	2564	1747	395	28	394	57.45	64.46	53.67	2.75	
3607	2281	1367	348	566	0	1185	811	203	7	164	51.95	59.33	58.33	1.24	
3608	3250	1721	578	951	0	1521	956	295	11	259	46.80	55.55	51.04	1.16	
3609	536	302	155	79	0	308	190	90	0	28	57.46	62.91	58.06	.00	
3610	3809	2327	694	788	0	2080	1412	383	7	278	54.61	60.68	55.19	.89	
3611	4486	2699	788	999	0	2349	1590	400	15	344	52.36	58.91	50.76	1.50	
3612	4531	2510	544	1477	0	2014	1313	265	19	417	44.45	52.31	48.71	1.29	
3801	3893	2241	781	871	0	1989	1286	396	13	294	51.09	57.39	50.70	1.49	
3802	3206	1885	604	717	0	1538	1048	269	14	207	47.97	55.60	44.54	1.95	
3803	3843	2290	503	1050	0	1713	1199	205	11	298	44.57	52.36	40.76	1.05	
3804	2519	1492	434	593	0	1384	918	245	12	209	54.94	61.53	56.45	2.02	
3805	2112	1164	381	567	0	864	562	161	6	135	40.91	48.28	42.26	1.06	
3806	1720	851	498	371	0	663	376	205	4	78	38.55	44.18	41.16	1.08	
3807	1095	506	393	196	0	433	220	177	0	36	39.54	43.48	45.04	.00	
3808	315	144	34	137	0	44	21	17	0	6	13.97	14.58	50.00	.00	
4101	3625	2194	416	1015	0	1746	1172	210	10	354	48.17	53.42	50.48	.99	
4102	4136	2320	601	1215	0	1759	1122	271	14	352	42.53	48.36	45.09	1.15	
4103	3692	2265	683	744	0	2059	1389	383	10	277	55.77	61.32	56.08	1.34	
4104	4011	2605	421	985	0	2113	1521	234	6	352	52.68	58.39	55.58	.61	
4201	3664	2254	197	1213	0	1556	1104	100	8	344	42.47	48.98	50.76	.66	
4203	3482	2006	203	1273	0	1320	870	94	4	352	37.91	43.37	46.31	.31	
4204	4288	2767	237	1284	0	2013	1472	109	12	420	46.94	53.20	45.99	.93	
4205	4400	2925	298	1177	0	2217	1657	154	8	398	50.39	56.65	51.68	.68	
4206	4244	2614	281	1349	0	1853	1354	118	12	369	43.66	51.80	41.99	.89	
4207	4002	2535	169	1298	0	1849	1344	74	7	424	46.20	53.02	43.79	.54	
4208	3742	2393	213	1136	0	1776	1305	111	8	352	47.46	54.53	52.11	.70	
4209	4261	2433	428	1400	0	1679	1123	188	10	358	39.40	46.16	43.93	.71	
4210	4243	2455	416	1372	0	1670	1099	201	11	359	39.36	44.77	48.32	.80	
4211	4408	2537	532	1339	0	1966	1296	256	11	403	44.60	51.08	48.12	.82	
4301	4456	2948	242	1266	0	1666	1219	90	2	355	37.39	41.35	37.19	.16	
4302	4463	2905	186	1372	0	1570	1132	69	9	360	35.18	38.97	37.10	.66	
4303	4168	2804	146	1218	0	1541	1164	61	11	305	36.97	41.51	41.78	.90	
4304	4432	2937	238	1257	0	1604	1191	83	7	323	36.19	40.55	34.87	.56	

	TOTAL	PERCENT		TOTAL	PERCENT
01 = REGISTERED VOTERS - TOTAL	402,285		09 = BALLOTS CAST - NONAFFILIATED	1,099	.68
02 = REGISTERED VOTERS - DEMOCRAT	220,178	54.73	10 = BALLOTS CAST - NONPARTISAN	27,698	17.21
03 = REGISTERED VOTERS - REPUBLICAN	68,724	17.08	11 = VOTER TURNOUT - TOTAL		40.01
04 = REGISTERED VOTERS - NONAFFILIATED	113,383	28.18	12 = VOTER TURNOUT - DEMOCRAT		46.93
05 = REGISTERED VOTERS - NONPARTISAN	0		13 = VOTER TURNOUT - REPUBLICAN		41.92
06 = BALLOTS CAST - TOTAL	160,945		14 = VOTER TURNOUT - NONAFFILIATED		.97
07 = BALLOTS CAST - DEMOCRAT	103,338	64.21	15 = VOTER TURNOUT - NONPARTISAN		
08 = BALLOTS CAST - REPUBLICAN	28,810	17.90			

(CONTINUED FROM PREVIOUS PAGE)

	01	02	03	04	05	06	07	08	09	10	11	12	13	14	15
4305	4285	2787	363	1135	0	1888	1327	185	4	372	44.06	47.61	50.96	.35	
4306	4194	2673	365	1156	0	1811	1294	196	8	313	43.18	48.41	53.70	.69	
4307	4486	2837	434	1215	0	1727	1231	185	11	300	38.50	43.39	42.63	.91	
4308	4214	2885	374	955	0	2350	1798	196	12	344	55.77	62.32	52.41	1.26	
4310	4233	2756	236	1241	0	1803	1352	99	10	342	42.59	49.06	41.95	.81	
4311	3169	2185	138	846	0	1469	1135	66	2	266	46.36	51.95	47.83	.24	
4401	3662	2110	375	1177	0	1262	820	164	9	269	34.46	38.86	43.73	.76	
4402	4231	2564	433	1234	0	1599	1058	189	12	340	37.79	41.26	43.65	.97	
4403	3560	2155	358	1047	0	1525	1027	171	3	324	42.84	47.66	47.77	.29	
4404	4346	2697	364	1285	0	1404	989	144	6	265	32.31	36.67	39.56	.47	
4405	4293	2490	483	1320	0	1658	1074	202	11	371	38.62	43.13	41.82	.83	
4406	4117	2406	542	1169	0	1743	1142	265	14	322	42.34	47.46	48.89	1.20	
4407	3055	1970	233	852	0	1255	913	102	6	234	41.08	46.35	43.78	.70	
4408	4442	2521	664	1257	0	1591	1020	281	10	280	35.82	40.46	42.32	.80	
4409	1899	977	265	657	0	575	352	100	2	121	30.28	36.03	37.74	.30	
4501	4487	2942	560	985	0	2436	1786	287	13	350	54.29	60.71	51.25	1.32	
4502	4155	2461	536	1158	0	1823	1208	247	10	358	43.87	49.09	46.08	.86	
4503	3964	2598	405	961	0	2127	1570	191	14	352	53.66	60.43	47.16	1.46	
4504	4397	3028	562	807	0	2654	1966	340	10	338	60.36	64.93	60.50	1.24	
4505	2893	1799	399	695	0	1261	876	188	8	189	43.59	48.69	47.12	1.15	
4506	3099	1584	661	854	0	1148	651	302	7	188	37.04	41.10	45.69	.82	
4507	4205	2583	502	1120	0	1913	1327	228	11	347	45.49	51.37	45.42	.98	
4508	3882	2090	566	1226	0	1374	867	210	16	281	35.39	41.48	37.10	1.31	
4509	2365	1136	591	638	0	869	470	262	2	135	36.74	41.37	44.33	.31	
4510	2203	1096	623	484	0	914	464	317	5	128	41.49	42.34	50.88	1.03	
4511	2396	1163	501	732	0	730	406	178	5	141	30.47	34.91	35.53	.68	
4512	525	277	119	129	0	217	120	64	1	32	41.33	43.32	53.78	.78	
4601	4457	2673	520	1264	0	2032	1391	242	15	384	45.59	52.04	46.54	1.19	
4602	3499	2327	464	708	0	2136	1568	268	14	286	61.05	67.38	57.76	1.98	
4603	4457	2897	553	1007	0	2525	1830	299	20	376	56.65	63.17	54.07	1.99	
4604	3941	1956	657	1328	0	1235	720	247	7	261	31.34	36.81	37.60	.53	
4605	4446	2573	555	1318	0	1883	1263	252	14	354	42.35	49.09	45.41	1.06	
4606	4359	2406	488	1465	0	1467	964	185	5	313	33.65	40.07	37.91	.34	
4607	3334	1573	801	960	0	1270	653	398	11	208	38.09	41.51	49.69	1.15	
4608	2421	1146	348	927	0	702	418	110	5	169	29.00	36.47	31.61	.54	
4609	4529	2539	548	1442	0	1782	1160	242	14	366	39.35	45.69	44.16	.97	
4701	2613	1305	687	621	0	1045	594	336	3	112	39.99	45.52	48.91	.48	
4702	706	347	154	205	0	261	148	61	1	51	36.97	42.65	39.61	.49	
4703	2128	943	671	514	0	991	502	349	8	132	46.57	53.23	52.01	1.56	
4704	3850	1818	1046	986	0	1619	865	531	8	215	42.05	47.58	50.76	.81	
4705	4193	2091	849	1253	0	1608	945	386	10	267	38.35	45.19	45.47	.80	
4706	3133	1489	705	939	0	960	551	242	4	163	30.64	37.00	34.33	.43	
4707	1607	815	345	447	0	652	384	158	5	105	40.57	47.12	45.80	1.12	
4708	3365	1637	744	984	0	1218	647	347	12	212	36.20	39.52	46.64	1.22	
4709	1887	924	419	544	0	614	362	153	6	93	32.54	39.18	36.52	1.10	
4710	4062	1875	886	1301	0	1344	688	393	20	243	33.09	36.69	44.36	1.54	
4801	1289	517	378	394	0	485	237	161	6	81	37.63	45.84	42.59	1.52	
4802	3823	1858	553	1412	0	1144	685	173	11	275	29.92	36.87	31.28	.78	
4803	2239	1045	350	844	0	631	364	122	8	137	28.18	34.83	34.86	.95	
4804	1397	643	233	521	0	396	242	70	4	80	28.35	37.64	30.04	.77	

	TOTAL	PERCENT		TOTAL	PERCENT
01 = REGISTERED VOTERS - TOTAL	402,285		09 = BALLOTS CAST - NONAFFILIATED	1,099	.68
02 = REGISTERED VOTERS - DEMOCRAT	220,178	54.73	10 = BALLOTS CAST - NONPARTISAN	27,698	17.21
03 = REGISTERED VOTERS - REPUBLICAN	68,724	17.08	11 = VOTER TURNOUT - TOTAL		40.01
04 = REGISTERED VOTERS - NONAFFILIATED	113,383	28.18	12 = VOTER TURNOUT - DEMOCRAT		46.93
05 = REGISTERED VOTERS - NONPARTISAN	0		13 = VOTER TURNOUT - REPUBLICAN		41.92
06 = BALLOTS CAST - TOTAL	160,945		14 = VOTER TURNOUT - NONAFFILIATED		.97
07 = BALLOTS CAST - DEMOCRAT	103,338	64.21	15 = VOTER TURNOUT - NONPARTISAN		
08 = BALLOTS CAST - REPUBLICAN	28,810	17.90			

(CONTINUED FROM PREVIOUS PAGE)

	01	02	03	04	05	06	07	08	09	10	11	12	13	14	15
4805	832	405	146	281	0	244	151	48	0	45	29.33	37.28	32.88	.00	
4806	1432	619	423	390	0	607	320	198	3	86	42.39	51.70	46.81	.77	
4807	2625	1227	509	889	0	767	425	177	10	155	29.22	34.64	34.77	1.12	
4901	55	19	24	12	0	15	5	9	0	1	27.27	26.32	37.50	.00	
4902	26	14	9	3	0	13	5	6	0	2	50.00	35.71	66.67	.00	
4903	4102	1765	1185	1152	0	1116	587	376	11	142	27.21	33.26	31.73	.95	
4904	3712	1405	1150	1157	0	899	419	350	9	121	24.22	29.82	30.43	.78	
4905	4362	1642	1545	1175	0	1132	504	469	11	148	25.95	30.69	30.36	.94	
4906	1226	517	304	405	0	310	154	104	3	49	25.29	29.79	34.21	.74	
4907	271	124	108	39	0	107	60	40	1	6	39.48	48.39	37.04	2.56	
4908	2100	855	621	624	0	594	278	246	8	62	28.29	32.51	39.61	1.28	
4909	4060	1723	1102	1235	0	1047	545	348	7	147	25.79	31.63	31.58	.57	
4910	3346	1507	857	982	0	894	447	336	9	102	26.72	29.66	39.21	.92	
4911	4023	1822	980	1221	0	1030	551	304	8	167	25.60	30.24	31.02	.66	
5001	3719	1645	785	1289	0	798	453	226	6	113	21.46	27.54	28.79	.47	
5002	4322	1644	1466	1212	0	1072	511	403	20	138	24.80	31.08	27.49	1.65	
5003	4009	1734	1221	1054	0	1166	631	389	11	135	29.08	36.39	31.86	1.04	
5004	3107	1184	1199	724	0	1085	488	453	8	136	34.92	41.22	37.78	1.10	
5005	2169	875	586	708	0	549	261	185	8	95	25.31	29.83	31.57	1.13	
5006	3321	1281	1174	866	0	948	443	386	9	110	28.55	34.58	32.88	1.04	
5007	3460	1437	1050	973	0	884	442	321	12	109	25.55	30.76	30.57	1.23	
5008	3325	1349	1214	762	0	971	469	395	3	104	29.20	34.77	32.54	.39	
5009	873	393	190	290	0	246	144	60	0	42	28.18	36.64	31.58	.00	
5101	792	367	142	283	0	215	119	50	1	45	27.15	32.43	35.21	.35	
5102	4328	1931	1027	1370	0	1372	702	404	18	248	31.70	36.35	39.34	1.31	
5103	2139	873	550	716	0	774	378	229	2	165	36.19	43.30	41.64	.28	
5104	3430	1509	948	973	0	1107	582	363	12	150	32.27	38.57	38.29	1.23	
5105	364	136	144	84	0	125	50	63	2	10	34.34	36.76	43.75	2.38	
5106	1572	691	441	440	0	498	235	187	4	72	31.68	34.01	42.40	.91	
5107	581	203	257	121	0	191	74	98	1	18	32.87	36.45	38.13	.83	
5202	2534	965	933	636	0	867	423	331	10	103	34.21	43.83	35.48	1.57	
5203	1952	673	809	470	0	595	245	276	9	65	30.48	36.40	34.12	1.91	
5204	2934	1056	1094	784	0	809	343	355	8	103	27.57	32.48	32.45	1.02	

	TOTAL	PERCENT		TOTAL	PERCENT
01 = REGISTERED VOTERS - TOTAL	265,267		08 = BALLOTS CAST - NONPARTISAN	10,752	13.51
02 = REGISTERED VOTERS - DEMOCRAT	105,489	39.77	09 = BALLOTS CAST - BLANK	191	.24
03 = REGISTERED VOTERS - REPUBLICAN	86,110	32.46	10 = VOTER TURNOUT - TOTAL		30.01
04 = REGISTERED VOTERS - NONPARTISAN	73,668	27.77	11 = VOTER TURNOUT - DEMOCRAT		36.58
05 = BALLOTS CAST - TOTAL	79,614		12 = VOTER TURNOUT - REPUBLICAN		35.16
06 = BALLOTS CAST - DEMOCRAT	38,583	48.46	13 = VOTER TURNOUT - NONPARTISAN		14.60
07 = BALLOTS CAST - REPUBLICAN	30,279	38.03			

	01	02	03	04	05	06	07	08	09	10	11	12	13
0301 301	1603	533	702	368	709	252	344	113	2	44.23	47.28	49.00	30.71
0302 302	2023	822	567	634	480	264	164	52	1	23.73	32.12	28.92	8.20
0303 303	888	331	336	221	265	107	126	32	0	29.84	32.33	37.50	14.48
0304 304	2673	1066	833	774	679	309	279	91	3	25.40	28.99	33.49	11.76
0305 305	836	247	339	250	312	105	132	75	1	37.32	42.51	38.94	30.00
0306 306	546	245	154	147	169	99	50	20	2	30.95	40.41	32.47	13.61
0307 307	1546	586	537	423	547	258	219	70	0	35.38	44.03	40.78	16.55
0308 308	207	68	97	42	65	20	39	6	0	31.40	29.41	40.21	14.29
0309 309	3967	1633	1078	1256	1211	593	361	257	0	30.53	36.31	33.49	20.46
0310 310	1525	552	603	370	504	223	249	32	1	33.05	40.40	41.29	8.65
0311 311	609	191	229	189	121	47	65	9	1	19.87	24.61	28.38	4.76
0312 312	717	277	259	181	246	122	103	21	1	34.31	44.04	39.77	11.60
0313 313	50	21	15	14	5	4	1	0	0	10.00	19.05	6.67	.00
0314 314	331	103	149	79	90	32	48	10	0	27.19	31.07	32.21	12.66
0315 315	930	285	422	223	316	129	163	24	1	33.98	45.26	38.63	10.76
0316 316	746	271	310	165	245	107	111	27	1	32.84	39.48	35.81	16.36
0317 317	916	285	451	180	376	134	211	31	0	41.05	47.02	46.78	17.22
0318 318	2333	839	819	675	808	340	334	134	2	34.63	40.52	40.78	19.85
0319 319	1058	425	305	328	226	116	88	22	2	21.36	27.29	28.85	6.71
0320 320	2457	993	722	742	557	293	203	61	1	22.67	29.51	28.12	8.22
0321 321	279	95	92	92	48	31	11	6	0	17.20	32.63	11.96	6.52
0322 322	350	110	150	90	113	38	64	11	0	32.29	34.55	42.67	12.22
0323 323	2747	1028	801	918	544	245	211	88	1	19.80	23.83	26.34	9.59
0324 324	449	172	154	123	120	60	48	12	1	26.73	34.88	31.17	9.76
0325 325	2	1	0	1	0	0	0	0	0	.00	.00	.00	.00
0326 326	1624	525	680	419	703	242	334	127	0	43.29	46.10	49.12	30.31
0327 327	3088	1168	1015	905	835	329	337	169	2	27.04	28.17	33.20	18.67
0328 328	1211	431	506	274	376	158	187	31	1	31.05	36.66	36.96	11.31
0329 329	3391	1194	1179	1018	973	406	389	178	2	28.69	34.00	32.99	17.49
0330 330	1153	414	390	349	277	134	112	31	2	24.02	32.37	28.72	8.88
0331 331	1993	751	524	718	349	181	115	53	1	17.51	24.10	21.95	7.38
0332 332	1874	750	563	561	728	347	229	152	1	38.85	46.27	40.67	27.09
0333 333	2689	1116	652	921	623	334	180	109	0	23.17	29.93	27.61	11.83
0334 334	123	53	43	27	51	28	20	3	0	41.46	52.83	46.51	11.11
0335 335	4248	1387	1666	1195	1440	522	628	290	0	33.90	37.64	37.70	24.27
0336 336	2633	966	925	742	1005	495	365	145	0	38.17	51.24	39.46	19.54
0337 337	3496	1346	1093	1057	1258	608	445	205	1	35.98	45.17	40.71	19.39
0338 338	3975	1451	1218	1306	1141	607	405	129	3	28.70	41.83	33.25	9.88
0339 339	1720	707	492	521	580	307	173	100	0	33.72	43.42	35.16	19.19
0340 340	2723	980	950	793	1112	512	397	203	0	40.84	52.24	41.79	25.60
0341 341	313	115	137	61	104	49	47	8	0	33.23	42.61	34.31	13.11
0342 342	108	35	47	26	37	15	20	2	0	34.26	42.86	42.55	7.69
0343 343	4112	1476	1418	1218	1387	573	559	255	5	33.73	38.82	39.42	20.94
0344 344	3693	1541	968	1184	1329	711	395	223	2	35.99	46.14	40.81	18.83
0345 345	26	10	8	8	8	4	2	2	0	30.77	40.00	25.00	25.00
0346 346	285	102	138	45	117	52	60	5	0	41.05	50.98	43.48	11.11
0347 347	61	21	24	16	25	15	9	1	0	40.98	71.43	37.50	6.25
0348 348	29	8	14	7	15	5	9	1	0	51.72	62.50	64.29	14.29
0349 349	2295	966	592	737	512	245	181	86	0	22.31	25.36	30.57	11.67
0350 350	2737	1276	695	766	942	506	302	134	1	34.42	39.66	43.45	17.49

	TOTAL	PERCENT		TOTAL	PERCENT
01 = REGISTERED VOTERS - TOTAL	265,267		08 = BALLOTS CAST - NONPARTISAN	10,752	13.51
02 = REGISTERED VOTERS - DEMOCRAT	105,489	39.77	09 = BALLOTS CAST - BLANK	191	.24
03 = REGISTERED VOTERS - REPUBLICAN	86,110	32.46	10 = VOTER TURNOUT - TOTAL		30.01
04 = REGISTERED VOTERS - NONPARTISAN	73,668	27.77	11 = VOTER TURNOUT - DEMOCRAT		36.58
05 = BALLOTS CAST - TOTAL	79,614		12 = VOTER TURNOUT - REPUBLICAN		35.16
06 = BALLOTS CAST - DEMOCRAT	38,583	48.46	13 = VOTER TURNOUT - NONPARTISAN		14.60
07 = BALLOTS CAST - REPUBLICAN	30,279	38.03			

(CONTINUED FROM PREVIOUS PAGE)

	01	02	03	04	05	06	07	08	09	10	11	12	13
0351 351	2209	.933	.576	.700	.441	.225	.162	.54	.0	19.96	24.12	28.13	7.71
0352 352	696	.327	.104	.265	.142	.90	.18	.34	.1	20.40	27.52	17.31	12.83
0353 353	1763	.836	.415	.512	.487	.293	.138	.56	.2	27.62	35.05	33.25	10.94
0354 354	3648	1587	1119	.942	1270	.677	.394	.199	.1	34.81	42.66	35.21	21.13
0355 355	2876	1300	.731	.845	.769	.455	.230	.84	.1	26.74	35.00	31.46	9.94
0356 356	1758	.703	.519	.536	.396	.188	.163	.45	.1	22.53	26.74	31.41	8.40
0357 357	1420	.587	.429	.404	.384	.185	.154	.45	.2	27.04	31.52	35.90	11.14
0358 358	1766	.728	.512	.526	.479	.223	.188	.68	.0	27.12	30.63	36.72	12.93
0359 359	1876	.796	.478	.602	.451	.212	.145	.94	.2	24.04	26.63	30.33	15.61
0360 360	2473	1054	.632	.787	.575	.310	.170	.95	.0	23.25	29.41	26.90	12.07
0361 361	1472	.653	.293	.526	.297	.162	.63	.72	.1	20.18	24.81	21.50	13.69
0362 362	3408	1537	.953	.918	1113	.625	.366	.122	.4	32.66	40.66	38.41	13.29
0363 363	3077	1318	.924	.835	.887	.462	.310	.115	.9	28.83	35.05	33.55	13.77
0364 364	4107	1715	1292	1100	1118	.605	.400	.113	.4	27.22	35.28	30.96	10.27
0365 365	2630	1187	.814	.629	.868	.477	.297	.94	.3	33.00	40.19	36.49	14.94
0366 366	1725	.805	.454	.466	.490	.268	.176	.46	.2	28.41	33.29	38.77	9.87
0367 367	3552	1271	1110	1171	.793	.353	.343	.97	.1	22.33	27.77	30.90	8.28
0368 368	3628	1346	1124	1158	.851	.411	.331	.109	.5	23.46	30.53	29.45	9.41
0369 369	1741	.637	.583	.521	.527	.255	.212	.60	.1	30.27	40.03	36.36	11.52
0370 370	2100	.855	.741	.504	.603	.262	.268	.73	.3	28.71	30.64	36.17	14.48
0371 371	2098	.885	.662	.551	.648	.332	.239	.77	.3	30.89	37.51	36.10	13.97
0372 372	1632	.762	.552	.318	.597	.350	.197	.50	.1	36.58	45.93	35.69	15.72
0373 373	312	.110	.132	.70	.106	.47	.48	.11	.0	33.97	42.73	36.36	15.71
0374 374	11	.1	.8	.2	.3	.1	.2	.0	.0	27.27	100.0	25.00	.00
0375 375	257	.119	.66	.72	.96	.52	.25	.19	.0	37.35	43.70	37.88	26.39
0376 376	1876	.742	.640	.494	.491	.256	.183	.52	.3	26.17	34.50	28.59	10.53
0377 377	2208	.829	.782	.597	.703	.289	.306	.108	.3	31.84	34.86	39.13	18.09
0378 378	1501	.729	.374	.398	.494	.294	.139	.61	.1	32.91	40.33	37.17	15.33
0379 379	3215	1475	.885	.855	1021	.531	.350	.140	.4	31.76	36.00	39.55	16.37
0380 380	2176	.915	.734	.527	.812	.417	.281	.114	.1	37.32	45.57	38.28	21.63
0381 381	667	.310	.143	.214	.198	.102	.61	.35	.0	29.69	32.90	42.66	16.36
0382 382	2783	1269	.751	.763	.833	.436	.282	.115	.4	29.93	34.36	37.55	15.07
0383 383	1297	.653	.341	.303	.491	.300	.126	.65	.0	37.86	45.94	36.95	21.45
0384 384	2231	1184	.517	.530	.778	.513	.195	.70	.1	34.87	43.33	37.72	13.21
0385 385	2716	1286	.857	.573	1023	.526	.394	.103	.3	37.67	40.90	45.97	17.98
0386 386	2714	1334	.839	.541	1060	.621	.352	.87	.1	39.06	46.55	41.95	16.08
0387 387	557	.257	.143	.157	.155	.80	.45	.30	.0	27.83	31.13	31.47	19.11
0388 388	234	.121	.31	.82	.63	.49	.9	.5	.0	26.92	40.50	29.03	6.10
0389 389	2201	.869	.665	.667	.564	.281	.190	.93	.0	25.62	32.34	28.57	13.94
0390 390	3533	1423	1228	.882	1246	.573	.501	.172	.1	35.27	40.27	40.80	19.50
0391 391	273	.124	.51	.98	.75	.41	.17	.17	.0	27.47	33.06	33.33	17.35
0392 392	151	.75	.29	.47	.51	.29	.10	.12	.0	33.77	38.67	34.48	25.53
0393 393	592	.315	.162	.115	.239	.143	.66	.30	.3	40.37	45.40	40.74	26.09
0394 394	127	.48	.50	.29	.42	.17	.19	.6	.0	33.07	35.42	38.00	20.69
0395 395	2311	.884	.781	.646	.646	.265	.267	.114	.1	27.95	29.98	34.19	17.65
0396 396	712	.271	.230	.211	.234	.118	.85	.31	.1	32.87	43.54	36.96	14.69
0397 397	2280	.749	.937	.594	.662	.267	.319	.76	.0	29.04	35.65	34.04	12.79
0398 398	820	.267	.367	.186	.235	.69	.141	.25	.2	28.66	25.84	38.42	13.44
0399 399	2042	.940	.494	.608	.609	.369	.173	.67	.0	29.82	39.26	35.02	11.02
0400 400	2572	1117	.706	.749	.740	.398	.242	.100	.4	28.77	35.63	34.28	13.35
0401 401	1630	.886	.357	.387	.578	.392	.130	.56	.2	35.46	44.24	36.41	14.47

STATISTICS

	TOTAL	PERCENT		TOTAL	PERCENT
01 = REGISTERED VOTERS - TOTAL	265,267		08 = BALLOTS CAST - NONPARTISAN	10,752	13.51
02 = REGISTERED VOTERS - DEMOCRAT	105,489	39.77	09 = BALLOTS CAST - BLANK	191	.24
03 = REGISTERED VOTERS - REPUBLICAN	86,110	32.46	10 = VOTER TURNOUT - TOTAL		30.01
04 = REGISTERED VOTERS - NONPARTISAN	73,668	27.77	11 = VOTER TURNOUT - DEMOCRAT		36.58
05 = BALLOTS CAST - TOTAL	79,614		12 = VOTER TURNOUT - REPUBLICAN		35.16
06 = BALLOTS CAST - DEMOCRAT	38,583	48.46	13 = VOTER TURNOUT - NONPARTISAN		14.60
07 = BALLOTS CAST - REPUBLICAN	30,279	38.03			


(CONTINUED FROM PREVIOUS PAGE)

	01	02	03	04	05	06	07	08	09	10	11	12	13
0402 402	981	390	357	234	283	132	119	32	0	28.85	33.85	33.33	13.68
0403 403	3718	1323	1471	924	1084	436	531	117	0	29.16	32.96	36.10	12.66
0404 404	2526	1023	833	670	731	354	295	82	2	28.94	34.60	35.41	12.24
0405 405	4167	1727	1373	1067	1355	688	519	148	5	32.52	39.84	37.80	13.87
0406 406	2885	1249	808	828	831	419	306	106	3	28.80	33.55	37.87	12.80
0407 407	1515	729	414	372	584	345	177	62	2	38.55	47.33	42.75	16.67
0408 408	4048	1673	1509	866	1603	781	658	164	6	39.60	46.68	43.61	18.94
0409 409	2408	999	752	657	601	316	229	56	1	24.96	31.63	30.45	8.52
0410 410	2759	964	1052	743	652	280	287	85	4	23.63	29.05	27.28	11.44
0411 411	2260	928	704	628	493	230	189	74	2	21.81	24.78	26.85	11.78
0412 412	1791	682	654	455	467	226	189	52	0	26.07	33.14	28.90	11.43
0413 413	591	221	184	186	143	62	63	18	0	24.20	28.05	34.24	9.68
0414 414	561	176	262	123	172	73	81	18	0	30.66	41.48	30.92	14.63
0415 415	456	187	212	57	272	125	132	15	0	59.65	66.84	62.26	26.32
0416 416	1581	594	552	435	416	200	171	45	0	26.31	33.67	30.98	10.34
0417 417	1130	488	342	300	338	202	107	29	3	29.91	41.39	31.29	9.67
0418 418	1815	703	633	479	508	220	200	88	0	27.99	31.29	31.60	18.37
0419 419	1531	722	589	220	889	460	338	91	1	58.07	63.71	57.39	41.36
0420 420	2984	1107	1083	794	840	410	342	88	5	28.15	37.04	31.58	11.08
0421 421	282	89	99	94	61	17	35	9	0	21.63	19.10	35.35	9.57
0422 422	109	50	30	29	35	27	8	0	0	32.11	54.00	26.67	.00
0423 423	2646	1036	809	801	731	349	283	99	3	27.63	33.69	34.98	12.36
0424 424	3899	1241	1607	1051	923	383	425	115	4	23.67	30.86	26.45	10.94
0425 425	923	286	435	202	270	95	145	30	1	29.25	33.22	33.33	14.85
0426 426	289	94	130	65	95	32	55	8	1	32.87	34.04	42.31	12.31
0427 427	24	8	9	7	3	2	0	1	0	12.50	25.00	.00	14.29
0428 428	1251	443	455	353	331	140	151	40	0	26.46	31.60	33.19	11.33
0429 429	1804	683	542	579	430	220	149	61	2	23.84	32.21	27.49	10.54
0430 430	1951	622	867	462	598	241	290	67	2	30.65	38.75	33.45	14.50
0431 431	1232	397	556	279	396	168	190	38	1	32.14	42.32	34.17	13.62
0432 432	214	75	75	64	51	25	22	4	1	23.83	33.33	29.33	6.25
0433 433	2073	816	733	524	598	280	262	56	0	28.85	34.31	35.74	10.69
0434 434	3395	1348	1131	916	826	402	324	100	2	24.33	29.82	28.65	10.92
0435 435	3469	1162	1446	861	912	383	434	95	3	26.29	32.96	30.01	11.03
0436 436	1897	571	931	395	540	204	286	50	1	28.47	35.73	30.72	12.66
0437 437	58	21	26	11	24	10	10	4	0	41.38	47.62	38.46	36.36
0438 438	213	53	110	50	62	24	33	5	0	29.11	45.28	30.00	10.00
0439 439	221	66	106	49	62	23	33	6	2	28.05	34.85	31.13	12.24
0440 440	1231	457	347	427	259	113	88	58	0	21.04	24.73	25.36	13.58
0441 441	61	33	12	16	19	16	2	1	0	31.15	48.48	16.67	6.25
0442 442	781	266	323	192	178	66	95	17	0	22.79	24.81	29.41	8.85
0443 443	19	6	8	5	8	4	4	0	0	42.11	66.67	50.00	.00
0444 444	1282	446	464	372	258	125	103	30	0	20.12	28.03	22.20	8.06
0445 445	644	217	222	205	129	50	54	25	0	20.03	23.04	24.32	12.20
0446 446	3493	1555	965	973	1299	679	426	194	0	37.19	43.67	44.15	19.94
0447 447	2001	742	773	486	639	275	308	56	0	31.93	37.06	39.84	11.52
0448 448	358	154	55	149	71	31	16	24	0	19.83	20.13	29.09	16.11
0449 449	90	40	24	26	29	17	11	1	1	32.22	42.50	45.83	3.85
0451 451	686	232	241	213	140	59	67	14	0	20.41	25.43	27.80	6.57
0452 452	1938	745	509	684	370	169	127	74	3	19.09	22.68	24.95	10.82
0453 453	36	12	9	15	4	1	1	2	0	11.11	8.33	11.11	13.33

	TOTAL	PERCENT		TOTAL	PERCENT
01 = REGISTERED VOTERS - TOTAL	265,267		08 = BALLOTS CAST - NONPARTISAN	10,752	13.51
02 = REGISTERED VOTERS - DEMOCRAT	105,489	39.77	09 = BALLOTS CAST - BLANK	191	.24
03 = REGISTERED VOTERS - REPUBLICAN	86,110	32.46	10 = VOTER TURNOUT - TOTAL		30.01
04 = REGISTERED VOTERS - NONPARTISAN	73,668	27.77	11 = VOTER TURNOUT - DEMOCRAT		36.58
05 = BALLOTS CAST - TOTAL	79,614		12 = VOTER TURNOUT - REPUBLICAN		35.16
06 = BALLOTS CAST - DEMOCRAT	38,583	48.46	13 = VOTER TURNOUT - NONPARTISAN		14.60
07 = BALLOTS CAST - REPUBLICAN	30,279	38.03			

(CONTINUED FROM PREVIOUS PAGE)

	01	02	03	04	05	06	07	08	09	10	11	12	13
0454 454	518	178	165	175	86	38	33	15	1	16.60	21.35	20.00	8.57
0457 457	2002	666	786	550	405	161	201	43	2	20.23	24.17	25.57	7.82
0458 458	2392	886	907	599	1198	536	460	202	2	50.08	60.50	50.72	33.72
0459 459	2565	1035	827	703	1104	567	369	168	0	43.04	54.78	44.62	23.90
0460 460	1909	783	416	710	375	178	109	88	0	19.64	22.73	26.20	12.39
0461 461	2562	998	798	766	716	305	291	120	1	27.95	30.56	36.47	15.67



CERTIFIED TO BE A TRUE AND
 CORRECT COPY OF THE ORIGINAL

Date June 1, 2012

WASHINGTON COUNTY
 ELECTIONS DIVISION

BY M. K. [Signature]

RUN DATE:06/01/12 08:24 AM

VOTES PERCENT

VOTES PERCENT

Metro Councilor, 3rd District

Vote For 1

01 = Craig Dirksen

02 = WRITE-IN

20,594 98.74
263 1.26

03 = OVER VOTES
04 = UNDER VOTES

1
14,562

	01	02	03	04
0302 302	250	10	0	220
0303 303	8	0	0	3
0304 304	356	5	0	318
0320 320	321	3	0	233
0322 322	4	0	0	9
0349 349	286	4	0	222
0350 350	573	6	0	363
0351 351	246	2	0	193
0354 354	739	11	0	520
0379 379	595	2	0	424
0380 380	452	0	1	359
0381 381	120	2	0	76
0382 382	513	6	0	314
0383 383	267	1	0	183
0384 384	412	9	0	357
0385 385	596	2	0	425
0388 388	41	0	0	22
0389 389	348	5	0	211
0390 390	691	7	0	548
0391 391	32	2	0	41
0392 392	29	0	0	22
0393 393	121	0	0	118
0394 394	1	0	0	1
0395 395	382	6	0	258
0396 396	154	0	0	80
0397 397	350	10	0	302
0398 398	131	0	0	94
0399 399	317	4	0	288
0400 400	432	6	0	302
0401 401	305	4	0	269
0402 402	175	6	0	102
0403 403	658	13	0	413
0404 404	454	13	0	264
0405 405	836	15	0	504
0406 406	517	16	0	298
0408 408	981	9	0	613
0409 409	388	1	0	212
0410 410	318	10	0	236
0411 411	296	3	0	194
0412 412	242	2	0	223
0413 413	81	1	0	61
0414 414	99	1	0	72
0415 415	164	0	0	108
0416 416	235	2	0	179
0417 417	223	0	0	115
0418 418	277	1	0	230
0419 419	543	1	0	345
0420 420	495	5	0	340
0421 421	32	0	0	29
0423 423	443	10	0	278
0424 424	560	6	0	357
0425 425	47	0	0	47
0426 426	12	0	0	13
0427 427	2	0	0	1
0428 428	208	2	0	121

Metro Councilor, 3rd District

Vote For 1

01 = Craig Dirksen

02 = WRITE-IN

VOTES PERCENT

20,594 98.74
263 1.26

03 = OVER VOTES
04 = UNDER VOTES

VOTES PERCENT

1
14,562

(CONTINUED FROM PREVIOUS PAGE)

	01	02	03	04
0429 429	215	3	0	212
0432 432	28	2	0	21
0433 433	342	4	0	252
0434 434	426	6	0	394
0435 435	523	9	0	380
0436 436	324	2	0	214
0437 437	13	0	0	11
0438 438	35	0	0	27
0441 441	13	0	0	6
0442 442	88	1	0	89
0443 443	3	0	0	5
0445 445	86	2	0	41
0446 446	763	7	0	529
0451 451	73	0	0	67
0454 454	52	2	0	32
0457 457	252	1	0	152



Canvass Report — Total Voters — Official
Clackamas County, Oregon — Primary Election — May 15, 2012

Total Number of Voters: 76,436 of 213,998 = 35.72%

Precincts Reporting 118 of 118 = 100.00%

Metro Councilor, 3rd District

Precinct	Blank Ballots Cast	Over Votes	Under Votes	Total Ballots Cast	Registered Voters	Percent Turnout	Craig Dirksen	Write-Ins	Rejected Write-Ins	Totals
201	5	0	371	912	2,768	32.95%	527	14	0	541
202	0	0	478	1,199	3,908	30.68%	717	4	0	721
203	0	0	594	1,274	1,982	64.28%	679	1	0	680
251	0	0	0	0	4	0.00%	0	0	0	0
252	0	0	231	563	1,753	32.12%	331	1	0	332
280	0	0	0	0	0	0.00%	0	0	0	0
323	0	0	3	4	4	100.00%	1	0	0	1
Totals:	5	0	1,677	3,952	10,419		2,255	20	0	2,275

CERTIFIED COPY OF THE ORIGINAL
 SHERRY HALL, COUNTY CLERK

BY: *Sherry Hall*

Metro Councilor, 5th District

VOTES PERCENT

VOTES PERCENT

Vote For 1

01 = Sam Chase	24,963	59.52	05 = Michael (micro) W Durrow	1,751	4.17
02 = Terry Parker	1,927	4.59	06 = WRITE-IN	229	.55
03 = Brad Perkins	3,911	9.32	07 = OVER VOTES	16	
04 = Helen Ying	9,161	21.84	08 = UNDER VOTES	16,266	

	01	02	03	04	05	06	07	08
3101	193	17	50	73	7	3	0	157
3102	62	13	17	9	9	0	0	47
3301	1025	31	61	201	31	3	0	464
3302	810	30	92	245	30	5	0	503
3303	647	38	85	160	18	3	1	480
3304	116	10	19	12	4	0	0	70
3601	430	22	44	67	15	4	0	276
3602	574	27	36	187	28	4	0	358
3603	238	36	74	165	19	2	1	187
3604	1018	40	106	284	43	11	1	628
3612	858	55	122	400	38	9	1	527
4203	0	0	0	0	0	0	0	0
4301	733	54	80	294	70	3	0	430
4302	670	38	64	305	77	10	1	403
4303	648	35	63	299	66	9	1	420
4304	675	38	90	277	67	9	0	446
4305	798	57	110	301	72	4	0	546
4306	786	46	119	305	45	5	1	502
4307	684	82	92	299	79	9	1	481
4308	1177	33	217	250	52	11	1	607
4310	846	52	133	250	55	4	0	462
4311	699	38	104	206	38	5	0	377
4401	459	73	81	251	60	6	0	332
4402	610	64	122	293	93	5	0	412
4403	646	56	86	285	61	3	1	385
4404	502	82	117	239	65	5	0	394
4405	627	62	131	332	67	13	1	425
4406	658	69	122	304	44	6	2	537
4407	564	41	71	199	49	3	0	328
4408	579	78	126	295	54	9	0	450
4409	186	44	55	126	16	0	0	136
4501	1113	63	223	310	51	14	0	660
4502	772	75	109	311	51	6	1	497
4503	933	52	205	266	38	9	0	622
4504	1302	48	226	308	41	3	0	722
4505	509	60	81	166	32	6	1	406
4506	392	74	87	192	36	5	0	361
4507	827	60	111	287	52	7	0	566
4509	232	63	78	177	22	9	0	287
4511	218	48	64	150	33	6	1	210
4512	71	12	17	38	12	0	0	67
4702	76	11	21	43	11	1	0	98


Certificate

I certify that the votes recorded on this abstract correctly summarize the tally of votes cast at the election indicated.



Tim Scott, Director of Elections
Multnomah County, Oregon

		VOTES PERCENT				VOTES PERCENT			
Metro Councilor, 5th District									
Vote For 1									
01 = Sam Chase		709	57.13	05 = Michael (micro) W Durrow		31	2.50		
02 = Terry Parker		75	6.04	06 = WRITE-IN		14	1.13		
03 = Brad Perkins		78	6.29	07 = OVER VOTES		0			
04 = Helen Ying		334	26.91	08 = UNDER VOTES		595			
		01	02	03	04	05	06	07	08
0365 365		290	29	36	140	10	5	0	277
0366 366		136	16	16	77	6	3	0	115
0375 375		52	2	4	10	0	0	0	28
0407 407		231	28	22	107	15	6	0	175



Metro Councilor, 6th District

VOTES PERCENT

VOTES PERCENT

Vote For 1

01 = Bob Stacey

39,794 84.81

02 = Jonathan P Levine

6,773 14.43

04 = OVER VOTES

3

03 = WRITE-IN

356 .76

05 = UNDER VOTES

18,015

	01	02	03	04	05
2701	211	31	2	0	88
2702	187	41	1	0	121
3502	1302	248	12	0	660
3605	780	114	7	0	347
3606	1614	228	11	0	708
3607	737	98	1	0	349
3608	946	157	5	0	413
3609	192	25	2	0	88
3610	1271	180	15	0	612
3611	1405	206	12	0	723
3803	1001	177	17	0	513
3804	763	135	7	0	320
4101	1077	170	7	1	491
4102	979	240	14	0	524
4103	1289	159	10	0	599
4104	1346	159	15	0	592
4201	995	123	8	1	427
4203	806	139	9	0	362
4204	1338	162	3	1	507
4205	1547	137	7	0	523
4206	1283	121	10	0	438
4207	1236	125	6	0	481
4208	1145	146	3	0	481
4209	1049	188	5	0	432
4210	1041	171	12	0	445
4211	1183	207	9	0	566
4508	772	191	6	0	403
4601	1275	209	12	0	535
4602	1450	134	9	0	541
4603	1691	198	8	0	625
4604	703	180	4	0	348
4605	1145	218	7	0	511
4606	868	187	9	0	403
4607	697	159	9	0	405
4608	379	126	3	0	194
4609	1033	215	9	0	525
4705	841	262	21	0	482
4707	314	96	9	0	233
4710	104	40	6	0	82
4801	219	97	7	0	162
4802	628	227	8	0	280
4803	361	112	10	0	148
4804	205	76	4	0	111
4807	386	159	5	0	217

Certificate

I certify that the votes recorded on this abstract correctly summarize the tally of votes cast at the election indicated.



**Tim Scott, Director of Elections
 Multnomah County, Oregon**

Exhibit B
Resolution No. 12-4353
Memo of Instruction to Multnomah County Elections Division
To Issue Certificates of Election

MULTNOMAH COUNTY
TIM SCOTT
DIRECTOR OF ELECTIONS



ELECTIONS DIVISION
1040 SE MORRISON ST
PORTLAND, OR 97214
(503) 988-3720
WWW.MCELECTIONS.ORG

MEMORANDUM

Date: June 4, 2012
To: Metro
From: Eric Sample
Subject: Canvass of Votes

ORS 255.295 provides for the district election authority to canvass the official abstract of votes cast for members of the district board and to cause the election officer to issue certificates of election to the winners.

Please read carefully and complete this form. Using the enclosed envelope, return the form promptly so certificates of election may be mailed to the newly elected board members. **Elected board members cannot take office until the certificates of election have been issued.**

The district election authority for **Metro**, in accordance with ORS 255.295, has canvassed the abstract of votes cast on May 15, 2012 for members of the district board.

It has been determined those persons having received the highest number of votes are qualified and the election officer of Multnomah County is hereby instructed to issue certificates of election to said persons. (Any exceptions are noted below.)

Date

Signature of district election authority

STAFF REPORT

IN CONSIDERATION OF RESOLUTION NO. 12-4353, FOR THE PURPOSE OF ACCEPTING THE MAY 15, 2012 PRIMARY ELECTION ABSTRACT OF VOTES FOR METRO

Date: June 7, 2012

Prepared by: Alison Kean Campbell, Metro Attorney
Ext. 1511

BACKGROUND

On May 15, 2012, a Primary Election was held in the State of Oregon. On June 6, 2012 Metro received from the Multnomah County Elections Division the official Certified Results of that election, and the canvass of the official Abstract of Votes. In that election, candidates for the following Metro subdistricts appeared on the Primary Election ballot in accordance with ORS Chapter 249:

- Metro Councilor, Sub District; and
- Metro Councilor, Sub District 5; and
- Metro Councilor, Sub District 6

Oregon law requires that the Multnomah County Director of Elections Division canvass the official abstract of votes cast for members of the Metro Council, deliver the official Abstract of Votes to Metro for acceptance and determination of qualification, and to cause the Elections Division election officer to issue certificates of election to the winners. Metro Charter, Chapter V, section 19 sets forth the qualification criteria for Metro Councilors and provides that the Metro Council “is the judge of the election and qualification of its members;” and Chapter VI, section 29(1) of the Metro Charter further provides that “if one candidate for a Metro office receives a majority of the votes cast at the primary election for all candidates for that office, that candidate is elected.” The three successful candidates all meet the qualification standards for holding the office of Metro Councilor as set forth in the Metro Charter.

ANALYSIS/INFORMATION

1. **Known Opposition:** None.
2. **Legal Antecedents:** ORS 268, ORS 249; ORS 255.295; and the Metro Charter.
3. **Anticipated Effects:** The Multnomah County Elections Division will send certificates of election to the three successful Metro Council candidates, who will take office and start their terms at the first meeting of the Metro Council in January 2013.
4. **Budget Impacts:** None.

RECOMMENDED ACTION

Council President Tom Hughes and the Metro Council recommend the adoption of Resolution No. 12-4353.