

BEFORE THE METRO COUNCIL

FOR THE PURPOSE OF ACCEPTING THE ) RESOLUTION NO. 13-4442  
RESULTS OF THE MAY 21, 2013 SPECIAL )  
ELECTION FOR BALLOT MEASURE 26-152 ) Introduced by Council President Tom Hughes  
FOR METRO

WHEREAS, In May 1995 voters in the Metro region approved a \$135.6 million Open Spaces, Parks and Streams Bond Measure with a stated goal of acquiring land in 14 of the 57 regional natural areas identified in the 1992 Greenspaces Master Plan and six of the 34 regional trails and greenways identified in the Greenspaces Master Plan. On May 12, 2005, the Metro Council adopted Resolution No. 05-3574A “Establishing a Regional Habitat Protection, Restoration and Greenspaces Initiative Called Nature In Neighborhoods,” enacting a regional conservation policy that promotes fish and wildlife habitat protection using a variety of means; and

WHEREAS, In November 2006 voters in the Metro region approved a \$227.4 million Natural Areas, Parks and Streams Bond Measure with a stated goal of acquiring land in 27 target areas identified in the Greenspaces Master Plan. Pursuant to the two bond measures, land acquisitions exceeded goals and currently total 12,400 acres. In addition, Metro has acquired other parks and natural areas from voluntary transfers from local governments. The grand total of parks, trails and natural areas currently under Metro’s care and stewardship is more than 16,000 acres, including more than 75 miles of stream and river frontage.

WHEREAS, On April 10, 2012 the Metro Council directed the Chief Operating Officer to establish a Natural Areas Funding Advisory Panel to consider a new funding source for ongoing care and maintenance of Metro’s parks and natural areas, considering the public’s previous investments in land acquisition, level of funding, timing and a long-term solution; and

WHEREAS, The Natural Areas Funding Advisory Panel returned its report to the Metro Council on August 16, 2012, recommending that the Metro Council refer a five-year levy to voters to restore natural areas, maintain and operate parks, engage the community and improve opportunities for people to safely use and enjoy more of the lands Metro has protected for the public and future generations long term; and

WHEREAS, The Metro Council found and determined that it was in the public interest to refer a five-year local option measure to the voters of the Metro region for the purpose of preserving water quality, fish and wildlife habitat and maintaining Metro’s parks and natural areas for the public, with a rate of 9.6 cents per \$1,000 of taxable assessed value for an estimated total outlay of \$10 million per year; and

WHEREAS, On December 18, 2012, the Metro Council passed Resolution No. 12-4398, “For the Purpose of Submitting to the Voters of the Metro Area a Local Option Levy for the Purpose of Preserving Water Quality, Fish and Wildlife Habitat and Maintaining Metro’s Parks and Natural Areas for the Public” (“Metro Natural Areas Local Option Levy”); and

WHEREAS, a Special Election was held in the State of Oregon on May 21, 2013 on the Metro Local Option (Special Election);

WHEREAS, ORS 255.295 requires that the Multnomah County Director of Elections Division prepare an abstract of votes cast for acceptance for Multnomah, Clackamas and Washington Counties (Metro Area), and deliver the official Abstract of Votes to Metro; and


WHEREAS, Metro Code Title IX Elections, Chapter 9.02.080, requires the Metro Council after certification of the election results from the Director of Elections to “canvass the vote and enter its proclamation of the results in the Council records”; and


WHEREAS, the Abstract of Votes of the Special Election for the Metro Area certifying the election results were received by Metro Council, and Metro Council has canvassed the vote, and the Abstract of Votes indicates that the Metro Natural Areas Local Option Levy passed by a majority of voters in the Metro region; now therefore

BE IT RESOLVED:

1. That the Metro Council hereby accepts the results of the Abstract of Votes for the May 21, 2013 Special Election, attached as Exhibit A; and
2. That the voters of the Metro Area have approved of the Metro Local Option Levy: Improve Natural Areas, Water Quality For Fish (26-152).

ADOPTED by the Metro Council this 11th day of July 2013.

  
Tom Hughes, Council President



Approved as to Form:


  
Alison Kean Campbell, Metro Attorney

Exhibit A to Resolution 13-4442

NUMBERED KEY CANVASS

Multnomah County, Oregon  
 Special Election  
 May 21, 2013

FINAL OFFICIAL RESULTS

RUN DATE:06/03/13 02:55 PM

REPORT-EL52 PAGE 0112

	VOTES	PERCENT		VOTES	PERCENT
26-152 - Metro					
Vote For 1					
01 = Yes	105,334	60.40	03 = OVER VOTES	25	
02 = No	69,066	39.60	04 = UNDER VOTES	7,702	

	01	02	03	04
2701	184	153	0	16
2702	144	135	0	16
3101	293	322	0	13
3102	79	91	0	11
3301	1525	535	1	79
3302	1317	560	0	84
3303	744	761	0	58
3304	137	98	0	13
3501	215	225	0	15
3502	1427	1103	1	90
3601	466	395	0	33
3602	1108	253	1	78
3603	777	215	0	50
3604	1306	753	2	88
3605	860	521	0	45
3606	1666	940	2	103
3607	836	433	0	59
3608	1177	646	0	66
3609	158	123	0	14
3610	1263	844	0	60
3611	1543	1000	1	88
3612	1313	557	1	75
3801	1226	979	1	58
3802	999	772	1	69
3803	1326	598	0	87
3804	848	603	0	64
3805	559	429	0	37
3806	349	285	0	14
3807	151	201	0	34
3808	42	16	0	1
4101	1271	676	0	73
4102	1201	909	0	80
4103	1239	865	0	66
4104	1647	711	0	85
4201	1410	407	0	68
4203	1301	301	0	79
4204	1777	560	1	101
4205	1861	620	0	86
4206	1705	561	0	107
4207	1690	423	0	98
4208	1578	485	0	90
4209	1412	597	1	96
4210	1364	698	1	72
4211	1420	848	0	60
4301	1343	610	0	93
4302	1279	414	0	87
4303	1455	390	0	100
4304	1403	513	0	106
4305	1524	745	0	111
4306	1453	513	0	93
4307	1159	759	1	74
4308	1757	710	0	80
4310	1564	412	0	96
4311	1219	426	0	77
4401	899	736	0	63

	VOTES	PERCENT		VOTES	PERCENT
26-152 - Metro					
Vote For 1					
01 = Yes	105,334	60.40	03 = OVER VOTES		25
02 = No	69,066	39.60	04 = UNDER VOTES		7,702

(CONTINUED FROM PREVIOUS PAGE)

	01	02	03	04
4402	1207	703	0	94
4403	1140	685	0	68
4404	1019	653	0	56
4405	1309	723	0	79
4406	1187	837	0	83
4407	1083	418	0	56
4408	986	790	1	86
4409	376	383	0	43
4501	1635	997	1	104
4502	1270	824	0	82
4503	1507	690	0	97
4504	1746	1003	1	131
4505	823	633	1	61
4506	690	631	0	63
4507	1423	691	0	94
4508	1042	596	0	77
4509	403	565	0	86
4510	355	550	0	62
4511	419	455	0	66
4512	102	79	0	16
4601	1591	815	0	98
4602	1354	865	1	97
4603	1793	884	0	107
4604	865	759	0	71
4605	1382	953	0	98
4606	1251	762	1	90
4607	676	637	0	116
4608	457	401	0	34
4609	1387	791	1	96
4701	452	625	1	49
4702	117	170	0	15
4703	407	653	0	77
4704	677	1051	0	78
4705	858	827	0	134
4706	486	703	0	62
4707	316	331	0	47
4708	566	768	0	80
4709	310	427	0	42
4710	591	907	0	98
4801	190	324	0	15
4802	751	728	2	51
4803	402	435	0	23
4804	231	263	0	15
4805	119	133	0	17
4806	235	375	0	49
4807	378	501	0	71
4901	5	16	0	0
4902	0	7	0	0
4903	389	494	0	28
4904	318	411	0	44
4905	372	598	0	44
4906	120	120	0	13
4907	47	38	0	9
4908	203	330	0	20
4909	447	420	0	39

26-152 - Metro

Vote For 1

01 = Yes

02 = No

VOTES	PERCENT	
105,334	60.40	03 = OVER VOTES
69,066	39.60	04 = UNDER VOTES

VOTES	PERCENT
25	
7,702	

(CONTINUED FROM PREVIOUS PAGE)

	01	02	03	04
4910	348	394	0	20
4911	369	491	0	21
5001	336	419	0	13
5002	362	477	0	40
5003	413	533	0	34
5004	399	488	0	37
5005	208	212	0	30
5006	324	429	0	41
5007	379	408	0	17
5008	384	523	0	14
5009	125	167	0	11
5101	95	146	0	13
5102	620	948	0	131
5103	299	511	0	52
5104	522	875	0	51
5105	23	105	0	3
5106	229	214	0	13
5107	53	115	0	7
5202	67	98	0	16
5203	107	267	0	20
5204	238	383	0	28

**Certificate**

I certify that the votes recorded on this abstract correctly summarize the tally of votes cast at the election indicated.



Tim Scott, Director of Elections  
 Multnomah County, Oregon

26-152 - Metro - LOL

Vote for 1  
01 = Yes  
02 = No

VOTES PERCENT

39,548 49.09  
41,015 50.91

03 = OVER VOTES  
04 = UNDER VOTES

VOTES PERCENT

16  
4,534

	01	02	03	04
0302 302	273	342	0	22
0303 303	78	101	0	8
0304 304	260	360	0	19
0306 306	76	77	0	13
0307 307	206	274	0	24
0309 309	557	538	0	45
0312 312	0	1	0	0
0313 313	0	0	0	0
0314 314	0	4	0	0
0317 317	0	5	0	0
0318 318	291	382	0	28
0319 319	100	102	0	11
0320 320	291	459	0	30
0322 322	4	9	0	0
0323 323	234	283	0	37
0325 325	0	0	0	0
0327 327	316	416	0	27
0328 328	2	7	0	0
0329 329	346	475	0	42
0331 331	393	276	0	46
0332 332	353	321	0	22
0333 333	348	214	0	21
0335 335	424	672	0	55
0336 336	303	436	0	37
0337 337	398	533	0	42
0338 338	268	496	0	28
0339 339	234	207	0	13
0340 340	306	472	0	12
0341 341	11	10	0	0
0342 342	7	9	0	0
0343 343	468	724	0	50
0344 344	450	482	2	34
0345 345	0	0	0	0
0346 346	20	39	0	2
0348 348	6	5	0	0
0349 349	315	342	0	16
0350 350	550	412	0	87
0351 351	249	319	0	15
0352 352	104	39	0	2
0353 353	384	251	0	34
0354 354	741	740	0	72
0355 355	513	488	0	60
0356 356	192	229	0	16
0357 357	217	239	0	20
0358 358	241	238	0	14
0359 359	294	323	0	39
0360 360	396	344	0	21
0361 361	197	104	0	8
0362 362	897	632	0	94
0363 363	745	527	2	105
0364 364	985	1020	0	157
0365 365	734	661	0	103
0366 366	298	233	0	26
0367 367	753	853	0	170
0368 368	680	694	0	107

NUMBERED KEY CANVASS

RUN DATE:06/03/13 01:46 PM

Washington County, Oregon  
Special Election  
May 21, 2013

Official Final

REPORT-EL52 PAGE 0108

VOTES PERCENT

VOTES PERCENT

26-152 - Metro - LOL

Vote for 1

01 = Yes

02 = No

39,548 49.09  
41,015 50.91

03 = OVER VOTES  
04 = UNDER VOTES

16  
4,534


(CONTINUED FROM PREVIOUS PAGE)

	01	02	03	04
0369 369	380	317	0	39
0370 370	273	292	0	25
0371 371	507	396	0	87
0372 372	456	358	1	53
0374 374	0	5	0	2
0375 375	73	40	0	9
0376 376	363	404	1	50
0377 377	483	546	0	95
0378 378	282	214	0	10
0379 379	614	538	0	89
0380 380	490	521	0	78
0381 381	136	72	0	13
0382 382	493	422	2	59
0383 383	341	206	0	49
0384 384	606	393	0	54
0385 385	690	463	0	85
0386 386	719	599	1	78
0387 387	107	69	0	8
0388 388	40	17	0	6
0389 389	397	439	0	53
0390 390	707	753	0	103
0391 391	63	39	0	5
0392 392	39	37	0	8
0393 393	175	94	0	19
0394 394	8	11	0	0
0395 395	455	470	0	82
0396 396	114	149	0	14
0397 397	304	366	0	48
0398 398	111	237	0	6
0399 399	270	270	0	11
0400 400	330	369	0	17
0401 401	464	299	0	42
0402 402	134	152	0	14
0403 403	443	710	0	69
0404 404	301	378	0	38
0405 405	676	642	1	68
0406 406	395	379	0	28
0407 407	426	295	0	43
0408 408	731	763	0	99
0409 409	400	459	0	42
0410 410	346	385	0	47
0411 411	271	289	0	45
0412 412	326	395	0	53
0413 413	64	78	0	6
0414 414	76	93	0	12
0415 415	114	99	0	22
0416 416	263	297	1	32
0417 417	185	123	0	19
0418 418	352	419	0	64
0419 419	349	369	1	51
0420 420	387	455	0	33
0421 421	30	60	0	6
0422 422	1	10	0	0
0423 423	364	294	0	30
0424 424	355	559	0	18

	VOTES	PERCENT		VOTES	PERCENT
26-152 - Metro - LOL					
Vote for 1					
01 = Yes	39,548	49.09	03 = OVER VOTES	16	
02 = No	41,015	50.91	04 = UNDER VOTES	4,534	

(CONTINUED FROM PREVIOUS PAGE)

	01	02	03	04
0425 425	39	48	0	1
0426 426	7	22	0	0
0427 427	2	4	0	0
0428 428	189	150	0	17
0429 429	242	309	0	18
0432 432	14	16	0	1
0433 433	271	243	1	23
0434 434	557	631	0	54
0435 435	359	542	0	16
0436 436	205	324	0	37
0437 437	10	7	0	1
0438 438	23	41	0	2
0439 439	0	0	0	0
0440 440	97	126	0	9
0441 441	16	13	0	1
0442 442	118	181	1	14
0443 443	0	9	0	0
0444 444	248	271	1	37
0445 445	107	133	0	29
0446 446	720	708	1	92
0447 447	414	425	0	83
0448 448	62	30	0	4
0449 449	19	10	0	1
0450 450	0	3	0	0
0451 451	84	137	0	8
0452 452	201	222	0	16
0453 453	4	3	0	2
0454 454	50	85	0	4
0455 455	0	0	0	0
0457 457	150	257	0	5
0458 458	323	526	0	20
0459 459	372	437	0	19
0460 460	199	124	0	7
0461 461	459	451	0	43





**Canvass Report — Total Voters — Official**  
**Clackamas County, Oregon — Special District Election — May 21, 2013**  
 Page 212 of 215

06/04/2013 11:45 AM

Total Number of Voters: 65,133 of 226,759 = 28.72%

Precincts Reporting 118 of 118 = 100.00%

**26-152 Metro: Local option levy: improve natural areas, water quality for fish**

Precinct	Blank Ballots Cast	Over Votes	Under Votes	Total Ballots Cast	Registered Voters	Percent Turnout	YES	NO	Totals
001	0	0	34	1,084	3,742	28.97%	419	631	1,050
002	1	0	29	822	3,163	25.99%	362	431	793
003	0	0	21	654	2,304	28.39%	282	351	633
004	0	0	1	8	32	25.00%	2	5	7
005	1	0	28	796	3,612	22.04%	334	434	768
006	0	0	14	693	2,388	29.02%	255	424	679
007	0	1	10	676	2,789	24.24%	267	398	665
010	0	0	1	8	18	44.44%	0	7	7
031	0	0	19	577	2,203	26.19%	241	317	558
032	0	0	11	576	2,244	25.67%	251	314	565
033	1	0	33	701	2,263	30.98%	290	378	668
051	0	0	20	759	2,607	29.11%	453	286	739
052	0	0	29	780	2,664	29.28%	388	363	751
053	2	1	18	599	2,196	27.28%	300	280	580
054	0	0	33	716	2,234	32.05%	347	336	683
055	0	0	27	739	2,519	29.34%	325	387	712
070	0	0	0	3	5	60.00%	0	3	3
071	0	0	3	96	160	60.00%	43	50	93
072	0	0	1	54	112	48.21%	24	29	53
073	0	0	0	76	177	42.94%	30	46	76
074	0	0	1	19	59	32.20%	8	10	18
100	0	0	1	107	397	26.95%	35	71	106
101	1	3	28	778	3,685	21.11%	304	443	747
102	0	0	4	40	284	14.08%	13	23	36
103	0	0	36	779	2,974	26.19%	284	459	743
104	0	0	0	3	4	75.00%	1	2	3
105	1	1	11	254	990	25.66%	108	134	242
130	0	0	18	774	2,727	28.38%	373	383	756
131	1	0	18	715	2,866	24.95%	351	346	697
132	0	0	12	565	2,311	24.45%	271	282	553
133	0	0	15	1,182	3,687	32.06%	661	506	1,167
134	0	0	29	776	2,440	31.80%	402	345	747

CERTIFIED COPY OF THE ORIGINAL  
 SHERRY HALL, COUNTY CLERK

BY: 

**Canvass Report — Total Voters — Official**  
**Clackamas County, Oregon — Special District Election — May 21, 2013**  
 Page 213 of 215

06/04/2013 11:45 AM


Total Number of Voters: 65,133 of 226,759 = 28.72%

Precincts Reporting 118 of 118 = 100.00%

**26-152 Metro: Local option levy: improve natural areas, water quality for fish**

Precinct	Blank Ballots Cast	Over Votes	Under Votes	Total Ballots Cast	Registered Voters	Percent Turnout	YES	NO	Totals
135	0	0	16	814	2,709	30.05%	424	374	798
151	1	1	113	1,084	2,631	41.20%	542	428	970
152	0	0	96	1,166	2,844	41.00%	636	434	1,070
153	0	1	115	929	2,668	34.82%	442	371	813
154	1	0	23	331	726	45.59%	185	123	308
155	0	1	101	1,248	3,146	39.67%	645	501	1,146
156	0	0	114	1,248	3,246	38.45%	636	498	1,134
157	0	0	95	1,035	2,502	41.37%	487	453	940
158	0	0	49	644	1,921	33.52%	313	282	595
159	0	2	92	1,187	3,680	32.26%	626	467	1,093
160	0	0	14	133	400	33.25%	50	69	119
201	0	0	23	763	3,227	23.64%	361	379	740
202	1	0	28	928	4,523	20.52%	456	444	900
203	2	0	34	942	2,101	44.84%	436	472	908
251	0	0	0	0	1	0.00%	0	0	0
252	0	0	18	486	1,866	26.05%	216	252	468
280	1	0	23	385	1,366	28.18%	223	139	362
281	1	0	31	532	1,504	35.37%	268	233	501
282	0	0	5	123	505	24.36%	69	49	118
283	0	0	19	200	507	39.45%	83	98	181
320	0	1	22	449	1,272	35.30%	178	248	426
321	1	0	23	496	1,631	30.41%	175	298	473
323	0	0	0	1	4	25.00%	0	1	1
400	0	0	7	458	1,485	30.84%	146	305	451
401	0	0	9	276	1,022	27.01%	88	179	267
402	0	0	10	500	1,445	34.60%	156	334	490
403	0	0	8	414	1,288	32.14%	144	262	406
404	0	0	7	126	478	26.36%	33	86	119
405	0	1	12	238	717	33.19%	52	173	225
406	0	0	8	94	282	33.33%	20	66	86
410	0	0	24	442	1,560	28.33%	227	191	418
411	0	0	18	737	3,002	24.55%	319	400	719

CERTIFIED COPY OF THE ORIGINAL  
 TREASURY HALL, COUNTY CLERK



**Canvass Report — Total Voters — Official  
Clackamas County, Oregon — Special District Election — May 21, 2013**

Page 214 of 215

06/04/2013 11:45 AM

Total Number of Voters: 65,133 of 226,759 = 28.72%

Precincts Reporting 118 of 118 = 100.00%

**26-152 Metro: Local option levy: improve natural areas, water quality for fish**

Precinct	Blank Ballots Cast	Over Votes	Under Votes	Total Ballots Cast	Registered Voters	Percent Turnout	YES	NO	Totals
412	0	0	11	430	1,752	24.54%	159	260	419
413	1	1	12	374	2,091	17.89%	180	181	361
414	0	0	5	248	871	28.47%	87	156	243
415	0	0	1	61	224	27.23%	21	39	60
416	0	0	18	727	3,232	22.49%	341	368	709
417	0	0	0	8	24	33.33%	4	4	8
418	1	0	31	860	4,066	21.15%	398	431	829
419	0	0	4	238	789	30.16%	115	119	234
420	0	0	4	128	676	18.93%	56	68	124
421	0	0	31	858	2,697	31.81%	354	473	827
422	0	0	20	831	3,818	21.77%	398	413	811
423	0	0	0	6	23	26.09%	1	5	6
500	0	0	30	1,221	3,416	35.74%	608	583	1,191
501	2	0	32	1,107	2,986	37.07%	682	393	1,075
502	2	0	43	1,344	3,727	36.06%	640	661	1,301
503	0	0	35	1,234	3,545	34.81%	556	643	1,199
504	0	0	13	610	2,308	26.43%	271	326	597
505	0	1	12	609	1,809	33.67%	276	320	596
506	0	0	29	710	2,598	27.33%	329	352	681
510	0	0	8	233	753	30.94%	93	132	225
511	0	0	0	1	3	33.33%	0	1	1
512	0	0	1	282	1,016	27.76%	115	166	281
513	0	0	0	0	2	0.00%	0	0	0
515	0	0	4	119	469	25.37%	61	54	115
519	0	0	0	57	208	27.40%	20	37	57
<b>Totals:</b>	<b>22</b>	<b>15</b>	<b>2,006</b>	<b>47,114</b>	<b>159,218</b>		<b>21,825</b>	<b>23,268</b>	<b>45,093</b>

CEIFIED COPY OF THE ORIGINAL  
COUNTY CLERK

*Sherry Shell*

## STAFF REPORT

### IN CONSIDERATION OF RESOLUTION NO. 13-4442, FOR THE PURPOSE OF ACCEPTING THE RESULTS OF THE MAY 21, 2013 SPECIAL ELECTION FOR BALLOT MEASURE 26-152 FOR METRO

---

Date: July 11, 2013

Prepared by: Alison Kean Campbell,  
Metro Attorney, ext 1511

## BACKGROUND

In May 1995 voters in the Metro region approved a \$135.6 million Open Spaces, Parks and Streams Bond Measure with a stated goal of acquiring land in 14 of the 57 regional natural areas identified in the 1992 Greenspaces Master Plan and six of the 34 regional trails and greenways identified in the Greenspaces Master Plan. On May 12, 2005, the Metro Council adopted Resolution No. 05-3574A “Establishing a Regional Habitat Protection, Restoration and Greenspaces Initiative Called Nature In Neighborhoods,” enacting a regional conservation policy that promotes fish and wildlife habitat protection using a variety of means.

In November 2006 voters in the Metro region approved a \$227.4 million Natural Areas, Parks and Streams Bond Measure with a stated goal of acquiring land in 27 target areas identified in the Greenspaces Master Plan. Pursuant to the two bond measures, land acquisitions exceeded goals and currently total 12,400 acres. In addition, Metro has acquired other parks and natural areas from voluntary transfers from local governments. The grand total of parks, trails and natural areas currently under Metro’s care and stewardship is more than 16,000 acres, including more than 75 miles of stream and river frontage.

On April 10, 2012 the Metro Council directed the Chief Operating Officer to establish a Natural Areas Funding Advisory Panel to consider a new funding source for ongoing care and maintenance of Metro’s parks and natural areas, considering the public’s previous investments in land acquisition, level of funding, timing and a long-term solution.

The Natural Areas Funding Advisory Panel returned its report to the Metro Council on August 16, 2012, recommending that the Metro Council refer a five-year levy to voters to restore natural areas, maintain and operate parks, engage the community and improve opportunities for people to safely use and enjoy more of the lands Metro has protected for the public and future generations long term.

The Metro Council found and determined that it was in the public interest to refer a five-year local option measure to the voters of the Metro region for the purpose of preserving water quality, fish and wildlife habitat and maintaining Metro’s parks and natural areas for the public, with a rate of 9.6 cents per \$1,000 of taxable assessed value for an estimated total outlay of \$10 million per year.

On December 18, 2012, the Metro Council passed Resolution No. 12-4398, “For the Purpose of Submitting to the Voters of the Metro Area a Local Option Levy for the Purpose of Preserving Water Quality, Fish and Wildlife Habitat and Maintaining Metro’s Parks and Natural Areas for the Public”

On May 21, 2013 a Special Election was held in the State of Oregon (Special Election) for Metro’s Local Option Levy. The Multnomah County Director of Elections Division delivered an abstract

of votes cast for the levy and delivered the official Abstract of Votes to Metro, showing that the voters of the Metro region approved the local option levy, as shown in more detail in Exhibit A attached to the Resolution.

## **ANALYSIS/INFORMATION**

- 1. Known Opposition** None.
- 2. Legal Antecedents** ORS 280; ORS 255.295; Section 9.02.080 of the Metro Code; Chapter III, Sections 10 and 12 and Chapter VI Section 33 of the Metro Charter.

Metro is authorized under ORS 280 and the Metro Charter, Chapter III, Sections 10 and 12, Chapter VI, Section 33 to levy local option taxes for certain operating expenses through referral to the Metro voters.

ORS 255.295 requires that the Multnomah County Elections Division prepare and deliver to Metro the official Abstract of Votes of an election. ORS 255.295 further requires that Metro shall determine from the Abstract of Votes the result of the election. Metro Code Title IX, Elections, Section 9.02.080(d) requires the Metro Council to “canvass the vote and enter its proclamation of the results in the Council records.”

### **3. Metro Council Legislative History**

Metro Council Resolution No. 92-1637, “For the Purpose of Considering the Adoption of the Metropolitan Greenspaces Master Plan,” adopted July 23, 1992.

Metro Council Resolution No. 94-2049B, “For the Purpose of Modifying the Submission to the Voters of a General Obligation Bond Indebtedness to Proceed with the Acquisition of Land for a Regional System of Greenspaces.”

Metro Council Resolution No. 04-3506A, “For the Purpose of Revising Metro’s Preliminary Goal 5 Allow, Limit, or Prohibit Decision; and Directing the Chief Operating Officer to Develop a Fish and Wildlife Habitat Protection and Restoration Program That Relies on a Balanced Regulatory and Incentive Based Approach,” adopted December 9, 2004.

Metro Council Resolution No. 05-3574A, “For the Purpose of Establishing a Regional Habitat Protection, Restoration and Greenspaces Initiative Called Nature In Neighborhoods,” adopted May 12, 2005.

Metro Council Resolution No. 05-3612, “For the Purpose of Stating An Intent to Submit to the Voters the Question of the Establishment of a Funding Measure to Support Natural Area Protection and Establishing a Blue Ribbon Committee; and Setting Forth the Official Intent of Metro to Reimburse Certain Expenditures Out of the Proceeds of Obligations to be Issued in Connection with the Regional Parks and Greenspaces Program,” adopted September 29, 2005.

Metro Council Resolution No. 12-4398, “For the Purpose of Submitting to the Voters of the Metro Area a Local Option Levy for the Purpose of Preserving Water Quality, Fish and Wildlife Habitat and Maintaining Metro’s Parks and Natural Areas for the Public”

- 4. Anticipated Effects** The effect of this legislation would be for the Metro Council to proclaim the results of the May 21, 2013 Special Election.
- 5. Budget Impacts** There is no additional cost associated with this Resolution declaring the election results.

**RECOMMENDED ACTION**

Staff recommends the adoption of Resolution No. 13-4442.