













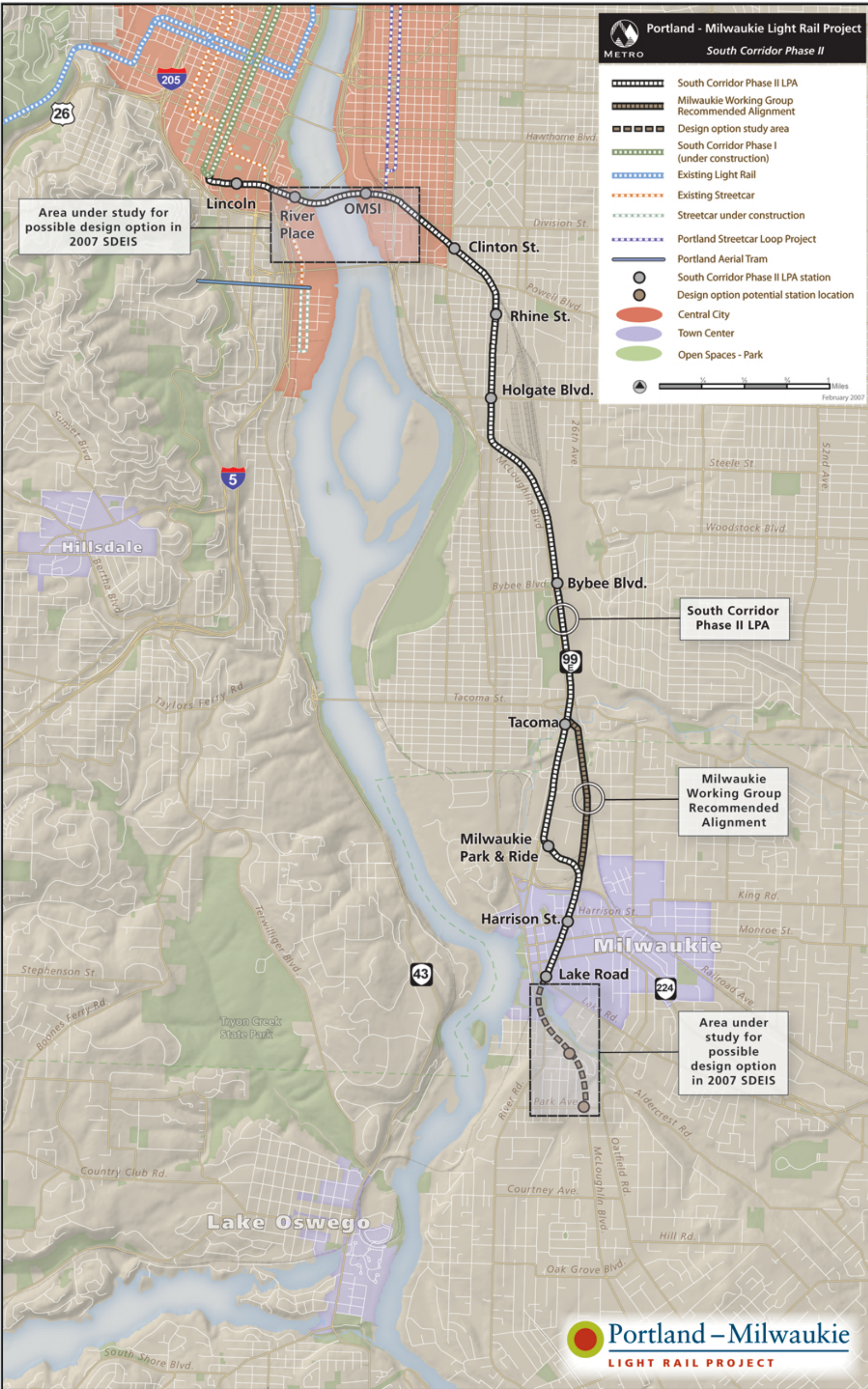


-  South Corridor Phase II LPA
-  Milwaukie Working Group Recommended Alignment
-  Design option study area
-  South Corridor Phase I (under construction)
-  Existing Light Rail
-  Existing Streetcar
-  Streetcar under construction
-  Portland Streetcar Loop Project
-  Portland Aerial Tram
-  South Corridor Phase II LPA station
-  Design option potential station location
-  Central City
-  Town Center
-  Open Spaces - Park

 1 Miles
 February 2007



South Corridor Phase II LPA

Milwaukie Working Group Recommended Alignment

Area under study for possible design option in 2007 SDEIS