

BEFORE THE METRO COUNCIL

FOR THE PURPOSE OF ACCEPTING THE ) RESOLUTION NO. 15-4596  
NOVEMBER 4, 2014 GENERAL ELECTION )  
ABSTRACT OF VOTES FOR MEASURE 26-160 ) Introduced by Chief Operating Officer Martha  
FOR METRO ) Bennett in concurrence with Council  
 ) President Tom Hughes

WHEREAS, the Metro Council adopted Resolution 14-4545 on August 14, 2014 ("For the Purpose of Submitting to the Voters on November 4, 2014, the Question of Whether or Not to Retain Metro Charter Provision Chapter II, Section 5(4)(b)"): and

WHEREAS, a General Election was held in the State of Oregon on November 4, 2014 (General Election); and

WHEREAS, ORS 255.295 requires that the Multnomah County Director of Elections Division prepare an abstract of votes cast for acceptance for Multnomah, Clackamas and Washington Counties (Metro Area), and deliver the official Abstract of Votes to Metro; and

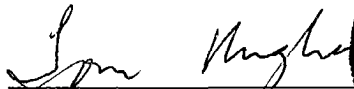
WHEREAS, Metro Code Title IX Elections, Chapter 9.02.080 requires the Metro Council after certification of the election results from the Director of Elections to "canvass the vote and enter its proclamation of the results in the Council records"; and

WHEREAS, the Abstract of Votes of the General Election for the Metro Area certifying the election results were received by the Metro Council, attached hereto and made a part hereof as Exhibit A, and the Metro Council has canvassed the vote, and the Abstract of Votes indicates that Ballot Measure 26-160 passed by a majority of voters in the Metro region; now therefore

BE IT RESOLVED:

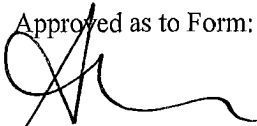
1. That the Metro Council hereby accepts the results of the November 4, 2014 General Election Abstract of Votes for Metro Ballot Measure 26-160; and
2. That the voters of the Metro Area have approved of Ballot Measure 26-160; and
3. The Metro Charter will be amended accordingly.

ADOPTED by the Metro Council this 8th day of January 2015.

  
Tom Hughes, Council President



Approved as to Form:



Alison R. Kean, Metro Attorney

NUMBERED KEY CANVASS

Multnomah County, Oregon  
 General Election  
 November 4, 2014

REPORT-EL52 PAGE 0098

RUN OATE:11/21/14 10:25 AM

VOTES PERCENT

VOTES PERCENT

26-160 Metro  
 Vote for 1  
 01 = Yes  
 02 = No

191,720 76.28 03 = OVER VOTES  
 59,620 23.72 04 = UNOER VOTES

128  
 47,058

	01	02	03	04
2701	329	92	0	70
2702	445	103	0	99
3101	593	191	0	133
3102	206	58	0	41
3301	2120	616	1	593
3302	1946	716	2	564
3303	1683	478	1	367
3304	312	90	0	55
3501	451	141	0	105
3502	2560	662	0	558
3601	755	235	0	201
3602	1462	521	0	535
3603	1094	559	2	387
3604	2016	692	2	569
3605	1439	558	0	528
3606	2532	651	0	554
3607	1273	402	0	287
3608	1843	593	0	500
3609	293	74	0	64
3610	2131	560	2	499
3611	2520	592	2	557
3612	1790	691	2	510
3801	2237	589	1	450
3802	1812	451	0	390
3803	2055	598	3	554
3804	1460	395	0	303
3805	1040	311	1	247
3806	919	268	1	272
3807	544	168	0	126
3808	100	46	0	57
4101	2068	514	1	441
4102	2179	621	3	521
4103	2202	364	2	391
4104	2446	563	2	484
4201	1996	518	1	527
4203	1766	538	2	519
4204	2426	578	3	561
4205	2607	631	1	573
4206	2279	628	1	611
4207	2207	521	1	577
4208	2047	534	0	471
4209	2107	589	2	550
4210	2255	609	3	567
4211	2440	603	1	512
4301	2141	683	4	485
4302	1861	614	0	506
4303	1957	585	3	571
4304	2120	626	4	572
4305	2354	575	5	547
4306	2106	661	0	570
4307	2041	633	0	519
4308	2454	561	1	495
4310	2059	601	4	516
4311	1646	419	3	391
4401	1655	694	0	390

NUMBERED KEY CANVASS

Multnomah County, Oregon  
 General Election  
 November 4, 2014

FINAL OFFICIAL RESULTS

RUN DATE:11/21/14 10:25 AM

REPORT-EL52 PAGE 0099

	VOTES	PERCENT		VOTES	PERCENT
26-160 Metro					
Vote for 1					
01 = Yes	191,720	76.28	03 = OVER VOTES	128	
02 = No	59,620	23.72	04 = UNDER VOTES	47,058	

(CONTINUED FROM PREVIOUS PAGE)

	01	02	03	04
4402	2042	726	0	533
4403	1929	551	0	422
4404	1827	657	2	453
4405	2171	726	2	485
4406	2191	641	2	509
4407	1654	514	0	381
4408	1887	689	3	480
4409	747	281	1	217
4501	2659	535	1	496
4502	2229	598	1	485
4503	2213	562	0	511
4504	2734	489	0	495
4505	1535	356	0	330
4506	1330	487	1	336
4507	2261	513	0	552
4508	1682	604	3	474
4509	1005	356	1	253
4510	963	348	0	231
4511	927	355	1	247
4512	296	60	0	70
4601	2357	611	1	575
4602	2144	411	0	387
4603	2670	521	4	574
4604	1652	579	1	462
4605	2290	671	1	610
4606	2119	643	0	552
4607	1405	469	0	372
4608	866	407	0	220
4609	2227	651	3	551
4701	1012	359	0	274
4702	332	102	0	65
4703	965	310	0	251
4704	1619	651	1	390
4705	1737	636	1	477
4706	1213	554	0	254
4707	642	231	0	179
4708	1396	497	1	314
4709	735	302	0	182
4710	1498	672	0	390
4801	537	215	1	103
4802	1474	631	2	385
4803	802	391	0	171
4804	484	256	0	119
4805	267	123	0	68
4806	667	212	0	136
4807	920	414	0	251
4901	21	10	0	4
4902	7	7	0	9
4903	1625	688	1	475
4904	1457	595	2	398
4905	1909	638	0	444
4906	434	204	1	108
4907	148	48	0	30
4908	849	325	1	227
4909	1564	624	3	477

NUMBERED KEY CANVASS

RUN DATE: 11/21/14 10:25 AM

Multnomah County, Oregon  
 General Election  
 November 4, 2014

FINAL OFFICIAL RESULTS

REPORT-EL52 PAGE 0100

	VOTES	PERCENT		VOTES	PERCENT
26-160 Metro					
Vote for 1					
01 = Yes	191,720	76.28	03 = OVER VOTES	128	
02 = No	59,620	23.72	04 = UNDER VOTES	47,058	

(CONTINUED FROM PREVIOUS PAGE)

	01	02	03	04
4910	1249	484	0	341
4911	1432	656	1	376
5001	1317	545	0	330
5002	1714	690	1	460
5003	1667	569	1	478
5004	1507	465	1	358
5005	853	376	1	227
5006	1477	491	1	371
5007	1476	520	0	364
5008	1534	486	1	380
5009	314	176	2	82
5101	285	123	2	70
5102	1698	678	2	365
5103	941	344	0	191
5104	1433	550	1	346
5105	160	73	0	40
5106	616	257	2	202
5107	270	92	0	81
5202	175	61	1	42
5203	612	255	2	146
5204	1285	459	0	322

Certificate

I certify that the votes recorded on this abstract correctly summarize the tally of votes cast at the election indicated.



\_\_\_\_\_  
 Tim Scott, Director of Elections  
 Multnomah County, Oregon

**Canvass Report — Election Voters — Official  
Clackamas County, Oregon — General Election — November 04, 2014**

Page 128 of 141

11/24/2014 08:30 AM

Total Number of Voters : 161,652 of 229,859 = 70.33

Precincts Reporting 118 of 118 = 100.00%

**Measure 26-160 Retain prohibition on Metro-required single-family neighborhood density increases**

Precinct	Election Ballots Cast	Total Ballots Cast	Registered Voters	Percent Turnout	YES	NO	Totals
001	2646	2646	3799	69.65%	1611	579	2190
002	2141	2141	3251	65.86%	1362	468	1830
003	1664	1864	2405	69.19%	1061	344	1405
004	25	25	39	64.10%	17	5	22
005	2584	2584	4043	63.91%	1589	549	2138
006	1839	1839	2498	73.62%	1216	366	1582
007	1848	1848	2757	67.03%	1152	373	1525
010	20	20	25	80.00%	13	6	19
031	1460	1480	2244	65.06%	858	332	1190
032	1553	1553	2275	88.26%	924	337	1281
033	1618	1618	2239	72.26%	1014	349	1383
051	1808	1808	2597	69.82%	1111	384	1495
052	1918	1918	2745	69.87%	1183	408	1589
053	1492	1492	2333	63.95%	864	347	1211
054	1802	1602	2224	72.03%	1000	314	1314
055	1679	1679	2476	67.81%	1009	383	1392
070	4	4	5	80.00%	4	0	4
071	126	126	156	80.77%	99	16	115
072	68	68	111	61.26%	47	9	56
073	121	121	183	66.12%	80	27	107
074	43	43	54	79.63%	33	8	39
100	263	263	406	64.78%	159	58	215
101	2745	2745	4199	65.37%	1746	570	2316
102	206	206	381	54.07%	120	37	157
103	2096	2096	3039	68.97%	1329	420	1749
104	2	2	4	50.00%	2	0	2
105	709	709	1009	70.27%	468	121	589
130	1958	1958	2665	73.47%	1269	326	1595
131	2088	2088	2888	72.30%	1367	342	1709
132	1630	1630	2338	69.72%	1071	273	1344
133	2786	2786	3641	76.52%	1916	410	2326
134	1935	1935	2484	77.90%	1349	282	1611
135	2063	2063	2676	77.09%	1424	278	1700
151	2002	2002	2587	77.39%	1403	283	1686
152	2181	2181	2816	77.45%	1394	360	1754
153	1833	1833	2610	70.23%	1218	270	1488
154	564	564	741	76.11%	343	89	432
155	2314	2314	3143	73.62%	1548	362	1910
156	2424	2424	3185	76.11%	1640	340	1980
157	1858	1856	2441	76.03%	1332	270	1602

**Canvass Report — Election Voters — Official  
Clackamas County, Oregon — General Election — November 04, 2014**

Page 129 of 141

11/24/2014 08:30 AM

Total Number of Voters : 161,652 of 229,859 = 70.33

Precincts Reporting 118 of 118 = 100.00%

**Measure 26-160 Retain prohibition on Metro-required single-family neighborhood density increases**

Precinct	Election Ballots Cast	Total Ballots Cast	Registered Voters	Percent Turnout	YES	NO	Totals
158	1376	1376	1934	71.15%	928	219	1147
159	2690	2890	3695	72.80%	1768	423	2191
160	303	303	401	75.56%	198	54	252
201	2534	2534	3593	70.53%	1631	471	2102
202	3220	3220	4873	66.08%	1941	686	2627
203	1770	1770	2140	82.71%	1161	297	1458
251	1	1	5	20.00%	1	0	1
252	1360	1360	1884	72.19%	947	178	1125
280	989	989	1373	72.03%	685	156	821
281	1115	1115	1508	73.94%	782	161	943
282	339	339	503	67.40%	218	56	274
283	394	394	499	78.96%	285	55	340
320	984	984	1257	78.28%	665	180	845
321	1278	1278	1668	76.62%	803	292	1095
323	3	3	5	60.00%	2	1	3
400	1119	1119	1493	74.95%	743	231	974
401	784	784	1048	74.81%	549	140	689
402	1112	1112	1482	75.03%	801	177	978
403	974	974	1309	74.41%	635	191	826
404	330	330	473	69.77%	204	78	282
405	501	501	721	69.49%	297	134	431
406	201	201	284	70.77%	128	50	178
410	1083	1063	1590	68.86%	671	204	875
411	2012	2012	3004	66.98%	1213	447	1660
412	1093	1093	1731	63.14%	682	222	904
413	1170	1170	2101	55.69%	663	286	949
414	621	621	858	72.55%	372	152	524
415	177	177	235	75.32%	117	39	156
416	2184	2184	3344	65.31%	1367	437	1804
417	12	12	19	63.16%	7	3	10
418	2477	2477	4223	58.65%	1431	592	2023
419	565	565	807	70.01%	349	106	455
420	381	381	630	60.48%	224	101	325
421	1862	1862	2889	64.25%	1158	396	1554
422	2337	2337	3955	59.09%	1333	809	1942
423	15	15	26	57.69%	9	3	12
500	2472	2472	3443	71.80%	1551	488	2039
501	2052	2052	3025	67.83%	1279	414	1693
502	2645	2645	3780	69.97%	1673	517	2190
503	2842	2842	3569	74.03%	1724	488	2212

**Canvass Report — Election Voters — Official  
Clackamas County, Oregon — General Election — November 04, 2014**


Total Number of Voters : 161,652 of 229,859 = 70.33

Precincts Reporting 118 of 118 = 100.00%

**Measure 26-160 Retain prohibition on Metro-required single-family neighborhood density increases**

Precinct	Election Ballots Cast	Total Ballots Cast	Registered Voters	Percent Turnout	YES	NO	Totals
504	1524	1524	2374	64.20%	907	356	1263
505	1298	1298	1818	71.40%	855	228	1083
506	1706	1706	2583	66.05%	987	404	1391
510	566	566	721	78.50%	382	109	491
511	3	3	3	100.00%	2	1	3
512	697	697	984	70.83%	440	171	611
515	323	323	489	66.05%	176	88	264
519	152	152	208	73.08%	80	50	130
<b>Totals</b>	<b>118340</b>	<b>118340</b>	<b>162067</b>		<b>72346</b>	<b>21800</b>	<b>94157</b>

CERTIFIED COPY OF THE ORIGINAL  
SHERRY HALL, COUNTY CLERK

BY: 

NUMBERED KEY CANVASS

Washington County, Oregon  
 General Election  
 November 4, 2014

FINAL

RUN DATE: 11/21/14 04:09 PM

REPORT-EL52 PAGE 0128

VOTES PERCENT

VOTES PERCENT

26-160 Metro  
 Charter Amendment

Vote for 1

01 = Yes

02 = No

112,374 74.45

38,574 25.55

03 = OVER VOTES

04 = UNDER VOTES

40

32,377

-----  
 01 02 03 04  
 -----

0302	302	818	362	1	222
0303	303	262	125	0	68
0304	304	1118	474	0	277
0306	306	235	102	0	83
0307	307	681	295	0	186
0309	309	1792	619	2	559
0312	312	2	0	0	1
0313	313	4	0	0	1
0314	314	6	4	0	0
0317	317	6	0	0	0
0318	318	1031	437	1	248
0319	319	404	168	0	103
0320	320	1030	404	0	301
0322	322	27	15	0	6
0323	323	1165	446	1	314
0325	325	0	0	0	0
0327	327	1329	521	0	366
0328	328	4	8	0	2
0329	329	1412	544	0	391
0331	331	841	304	0	254
0332	332	908	289	0	262
0333	333	948	471	1	426
0335	335	1611	514	0	423
0336	336	1138	444	1	314
0337	337	1482	642	2	440
0338	338	1404	854	2	442
0339	339	684	407	2	279
0340	340	1282	548	0	394
0341	341	23	17	0	7
0342	342	11	4	0	5
0343	343	1898	694	0	509
0344	344	1567	680	0	451
0346	346	89	22	0	8
0348	348	11	7	0	4
0349	349	926	373	0	266
0350	350	1156	511	1	386
0351	351	870	364	1	248
0352	352	246	141	0	102
0353	353	815	301	0	261
0354	354	1793	569	1	458
0355	355	1263	501	2	378
0356	356	708	253	0	188
0357	357	560	254	0	170
0358	358	833	303	0	226
0359	359	845	279	2	225
0360	360	1026	362	1	260
0361	361	523	230	0	210
0362	362	1679	525	2	475
0363	363	1450	464	0	433
0364	364	2076	536	1	493
0365	365	1510	401	0	333
0366	366	813	248	0	272
0367	367	1673	440	2	426
0368	368	1593	483	0	443



NUMBERED KEY CANVASS

Washington County, Oregon  
 General Election  
 November 4, 2014

FINAL

RUN DATE:11/21/14 04:09 PM

REPORT-EL52 PAGE 0129

VOTES PERCENT

VOTES PERCENT

26-160 Metro  
 Charter Amendment

Vote for 1

01 = Yes

02 = No

112,374 74.45

38,574 25.55

03 = OVER VOTES

04 = UNDER VOTES

40

32,377

(CONTINUED FROM PREVIOUS PAGE)

	01	02	03	04
0369 369	831	225	0	206
0370 370	1024	304	1	282
0371 371	1057	292	0	278
0372 372	854	245	0	226
0374 374	7	3	0	0
0375 375	111	37	0	40
0376 376	911	243	1	222
0377 377	1123	260	1	295
0378 378	739	232	0	252
0379 379	1416	512	0	440
0380 380	1116	348	0	259
0381 381	298	125	0	92
0382 382	1236	422	2	358
0383 383	660	179	0	207
0384 384	1103	345	0	288
0385 385	1314	423	0	458
0386 386	1404	372	0	425
0387 387	372	127	0	127
0388 388	99	30	0	27
0389 389	1034	289	0	236
0390 390	1677	532	0	401
0391 391	101	46	0	46
0392 392	81	24	0	23
0393 393	336	82	0	83
0394 394	71	40	0	32
0395 395	1097	327	1	305
0396 396	367	123	0	94
0397 397	1125	350	0	261
0398 398	442	128	0	65
0399 399	978	339	0	242
0400 400	1189	466	1	366
0401 401	858	218	0	231
0402 402	473	111	0	127
0403 403	1769	557	0	434
0404 404	1129	389	0	382
0405 405	2001	635	0	598
0406 406	1213	465	0	392
0407 407	847	219	0	215
0408 408	1999	606	0	683
0409 409	1166	345	0	327
0410 410	1131	358	1	303
0411 411	926	341	0	338
0412 412	840	249	0	230
0413 413	345	116	0	114
0414 414	260	82	0	66
0415 415	268	71	0	65
0416 416	732	230	0	208
0417 417	467	179	0	162
0418 418	874	260	0	209
0419 419	861	278	0	263
0420 420	1475	418	1	410
0421 421	138	33	0	21
0422 422	7	4	0	2
0423 423	1156	402	0	395

NUMBERED KEY CANVASS

Washington County, Oregon  
 General Election  
 November 4, 2014

FINAL

RUN DATE:11/21/14 04:09 PM

REPORT-EL52 PAGE 0130

VOTES PERCENT

VOTES PERCENT

26-160 Metro  
 Charter Amendment

Vote for 1

01 = Yes

02 = No

112,374 74.45

38,574 25.55

03 = OVER VOTES

04 = UNDER VOTES

40

32,377

(CONTINUED FROM PREVIOUS PAGE)

	01	02	03	04
0424 424	1833	494	0	640
0425 425	144	70	0	41
0426 426	40	20	0	3
0427 427	12	5	0	2
0428 428	546	191	0	191
0429 429	727	283	0	211
0432 432	86	25	0	51
0433 433	914	311	0	290
0434 434	1574	488	0	407
0435 435	1658	493	0	559
0436 436	966	264	0	317
0437 437	24	9	0	10
0438 438	86	54	0	22
0439 439	5	3	0	2
0440 440	502	218	0	144
0441 441	40	6	0	7
0442 442	381	112	2	82
0443 443	9	0	0	5
0444 444	612	161	0	172
0445 445	302	81	0	79
0446 446	1619	540	2	461
0447 447	951	253	1	233
0448 448	118	65	0	49
0449 449	22	16	0	18
0450 450	2	2	0	1
0451 451	290	106	0	74
0452 452	729	322	0	212
0453 453	10	6	0	5
0454 454	327	115	0	95
0455 455	48	16	0	7
0456 456	12	5	0	3
0457 457	889	252	0	329
0458 458	1264	408	0	363
0459 459	1057	592	0	347
0460 460	716	286	0	264
0461 461	1170	307	0	271



## STAFF REPORT

### IN CONSIDERATION OF RESOLUTION NO. 15-4596, FOR THE PURPOSE OF ACCEPTING THE NOVEMBER 4, 2014 GENERAL ELECTION ABSTRACT OF VOTES FOR MEASURE 26-160 FOR METRO

---

Date: January 8, 2015

Prepared by: Alison R. Kean, ext. 1511

## BACKGROUND

The Metro Charter was amended in 2002 to add the following provision to Charter Chapter II Section 5, subsection (4) (b):

(4) Protection of Livability of Existing Neighborhoods.

...

(b) Density Increase Prohibited. Neither the Regional Framework Plan nor any Metro ordinance adopted to implement the plan shall require an increase in the density of single-family neighborhoods within the existing urban growth boundary identified in the plan solely as Inner or Outer Neighborhoods.<sup>1</sup>

- 1 (a) Subsection 4(b) of Section 5 of the Metro Charter is repealed on June 30, 2015 unless at the general election held in 2014, a majority of the electors voting on the question of whether or not to retain Subsection 4(b) of Section 5 of the Metro Charter as part of the Metro Charter vote to retain the subsection. If the electors vote to retain the subsection, Subsection 4(b) of Section 5 of the Metro Charter of this measure shall remain in effect. If a majority of the electors do not vote to retain Subsection 4(b) of Section 5 of the Metro Charter, then that subsection is repealed on June 30, 2015.
- (b) By appropriate action of the Metro Council, the question described in subsection (a) of this section shall be submitted to the people for their decision at the general election held in 2014.
- (c) This section is repealed on January 1, 2016.

As required, the Metro Council submitted to the Metro area voters at the November 2014 general election the question of whether or not to retain the provision of the Metro Charter. The submission appeared as Ballot Measure 26-160 on the November 4, 2014.

Oregon law requires that the Multnomah County Director of Elections Division canvass the official abstract of votes cast, determine the results and deliver the official Abstract of Votes to Metro for acceptance. On November 25, 2014 Metro received the official Certified Results of that election, and the canvass of the official Abstract of Votes, from the Multnomah County Elections Division.

## ANALYSIS/INFORMATION

- 1. Known Opposition**                      None.

- 2. Legal Antecedents**                   ORS 268, ORS 255.295; Metro Council Resolutions 00-2988; 02-3163, and 14-4545; Metro Charter Chapter II, Section 5, subsection (4)(b); Metro Code Section 9.02.080.
  
- 3. Anticipated Effects**               The Metro Charter will be updated to reflect passage to retain subsection 4(b) of Chapter II, Section 5.
  
- 4. Budget Impacts**                   None.

**RECOMMENDED ACTION**

The adoption of Resolution No. 15-4596 is recommended.