

BEFORE THE METRO COUNCIL

FOR THE PURPOSE OF ACCEPTING THE MAY) RESOLUTION NO. 16-4720
17, 2016 PRIMARY ELECTION ABSTRACT OF)
VOTES FOR METRO) Metro Attorney Alison Kean in
concurrency with Council President Tom
Hughes

WHEREAS, a Primary Election was held in the State of Oregon on May 17, 2016 (Primary Election); and

WHEREAS, pursuant to ORS 268, the following candidates for Metro appeared on the Primary Election in accordance with ORS Chapter 249:

- 1. Metro Councilor, Sub District 3;
- 2. Metro Councilor, Sub District 5; and
- 3. Metro Councilor, Sub District 6.

WHEREAS, ORS 255.295 requires that the Multnomah County Director of Elections Division canvass the official abstract of votes cast for members of the Metro Council deliver the official Abstract of Votes to Metro for acceptance and determination of qualification, and cause the Multnomah County Elections Division election officer to issue certificates of election to the winners;

WHEREAS, The Metro Charter, Chapter V, Section 19 sets forth the qualification criteria for Metro Councilors and provides that the Metro Council “is the judge of the election and qualification of its members;” and Chapter VIV, section 29(1) of the Metro Charter further provides that “if one candidates for a Metro office receives a majority of the votes cast at the primary election for all candidates for that office, that candidate is elected;”

WHEREAS, the Metro Council finds that each of the three candidates who received a majority of votes cast at the primary election is qualified to serve pursuant to the terms and conditions of the Metro Charter; and


WHEREAS, the Abstract of Votes and regional results of the Primary Election for the Metro Area were received by the Metro Council, attached hereto and made a part hereof as Exhibit A; now therefore


BE IT RESOLVED:

- 1. That the Metro Council hereby accepts the results of the Abstract of Votes for the May 17, 2016 Primary Election; and
- 2. That the voters of the Metro Area have elected Craig Dirksen for the position of Metro Councilor, for a term commencing on January 2, 2017 and ending on January 4, 2021.
- 3. That the voters of the Metro Area have elected Sam Chase for the position of Metro Councilor, for a term commencing on January 2, 2017 and ending on January 4, 2021.


4. That the voters of the Metro Area have elected Bob Stacey for the position of Metro Councilor, for a term commencing on January 2, 2017 and ending on January 4, 2021.
5. That the Metro Council authorizes Metro Council President Hughes to sign the Multnomah County Elections Division statement attached hereto as Exhibit B instructing the Multnomah County Elections Officer to issue certificates of election to the above persons.

ADOPTED by the Metro Council this 14th day of July 2016.


Tom Hughes, Council President



Approved as to Form:


Alison R. Kean, Metro Attorney


Statement of Votes Cast by Contests
 May 17, 2016 Primary Election
 All Precincts, All Districts, All Contests
 Official Final


Page: 182
 2016-06-03
 10:23:55

Total Ballots Cast: 148689, Registered Voters: 305326, Overall Turnout: 48.70%

Metro Councilor, 3rd District (Vote for 1)

Precinct	Ballots Cast	Reg. Voters	Total Votes	Gerritt Rosenthal	Craig Dirksen	Write-In	Over Voted Ballots	Under Votes
Precinct 423	1524	3309	1022	543 53.13%	472 46.18%	7 0.68%	0	502
Precinct 424	2232	4428	1419	617 43.48%	786 55.39%	16 1.13%	0	814
Precinct 425	173	356	105	48 45.71%	53 50.48%	4 3.81%	0	68
Precinct 426	30	44	19	9 47.37%	10 52.63%	0 0.00%	0	11
Precinct 427	10	29	6	1 16.67%	5 83.33%	0 0.00%	0	4
Precinct 428	693	1563	448	201 44.87%	246 54.91%	1 0.22%	0	245
Precinct 429	1219	2893	761	394 51.77%	359 47.17%	8 1.05%	0	458
Precinct 432	118	321	80	36 45.00%	43 53.75%	1 1.25%	0	38
Precinct 433	1082	2230	725	330 45.52%	386 53.24%	9 1.24%	0	357
Precinct 434	1737	3766	1054	512 48.58%	536 50.85%	6 0.57%	0	683
Precinct 435	2059	3962	1293	562 43.46%	710 54.91%	21 1.62%	0	766
Precinct 436	1026	2206	651	276 42.40%	372 57.14%	3 0.46%	0	375
Precinct 437	37	55	27	17 62.96%	10 37.04%	0 0.00%	0	10
Precinct 438	117	270	82	54 65.85%	28 34.15%	0 0.00%	0	35
Precinct 441	40	66	32	12 37.50%	20 62.50%	0 0.00%	0	8
Precinct 442	1076	2349	674	287 42.58%	378 56.08%	9 1.34%	0	402
Total:	68404	2349	43022	19653 45.68%	23003 53.47%	366 0.85%	3	25381






Clackamas County Oregon

Official Ballot

5/17/2016

Page 706



Metro Councilor District 3 - NON - Vote for one

Precinct	Gerritt Rosenthal	Craig Dirksen	Cast Votes	Overvotes	Undervotes	Write-In	Election Day Voting Ballots Cast	Total Ballots Cast	Registered Voters	Turnout Percentage
201 - A	428	442	870	0	448	7	1325	1325	2787	47.54 %
202 - A	605	556	1161	0	773	14	1948	1948	4464	43.64 %
203 - A	394	507	901	0	651	0	1552	1552	2249	69.01 %
204 - A	341	385	727	0	445	17	1189	1189	2458	48.37 %
251 - A	1	0	1	0	0	0	1	1	5	20.00 %
252 - A	249	318	567	0	357	2	926	926	1871	49.49 %
323 - B	0	2	2	0	0	0	2	2	2	100.00 %
Totals	2018	2211	4229	0	2674	40	6943	6943	13836	50.18 %

CERTIFIED COPY OF THE ORIGINAL
SHERRY HALL, COUNTY CLERK

BY: *Sherry Hall*

Statement of Votes Cast by Contests
 May 17, 2016 Primary Election
 All Precincts, All Districts, All Contests
 Official Final

Page: 181
 2016-06-03
 10:23:55

Total Ballots Cast: 148689, Registered Voters: 305326, Overall Turnout: 48.70%

Metro Councilor, 3rd District (Vote for 1)

Precinct	Ballots Cast	Reg. Voters	Total Votes	Gerritt Rosenthal	Craig Dirksen	Write-In	Over Voted Ballots	Under Votes
Precinct 302	1004	2301	638	327 51.25%	308 48.20%	3 0.47%	0	368
Precinct 303	37	95	19	5 28.32%	14 73.68%	0 0.00%	0	18
Precinct 304	1313	2915	809	363 44.87%	433 53.52%	13 1.61%	0	504
Precinct 320	1194	2854	741	373 50.34%	360 48.58%	8 1.08%	0	453
Precinct 322	23	65	15	7 46.67%	8 53.33%	0 0.00%	0	8
Precinct 323	12	20	9	7 77.78%	2 22.22%	0 0.00%	0	3
Precinct 349	1165	2760	748	395 52.81%	342 45.72%	11 1.47%	0	417
Precinct 350	1617	3246	1013	546 53.90%	460 45.41%	7 0.69%	0	604
Precinct 351	1094	2750	720	387 53.75%	324 45.00%	9 1.25%	1	373
Precinct 354	2173	3898	1281	597 46.60%	675 52.69%	9 0.70%	0	892
Precinct 379	3370	6949	2089	1052 50.36%	1029 49.26%	8 0.38%	0	1281
Precinct 380	3567	6674	2099	985 45.97%	1117 53.22%	17 0.81%	0	1468
Precinct 383	569	975	313	158 50.48%	152 48.56%	3 0.96%	0	256
Precinct 384	1867	3153	1135	621 54.71%	505 44.49%	9 0.79%	0	732
Precinct 385	1430	2491	815	399 48.96%	404 49.57%	12 1.47%	0	615
Precinct 388	501	934	314	158 49.68%	154 49.04%	4 1.27%	0	187
Precinct 389	2887	5867	1657	796 48.04%	842 50.81%	19 1.15%	1	1229
Precinct 391	164	343	93	48 52.69%	43 48.24%	1 1.08%	0	71
Precinct 392	99	194	52	33 63.46%	19 36.54%	0 0.00%	0	47
Precinct 393	384	645	235	127 54.04%	107 45.53%	1 0.43%	0	149
Precinct 394	33	101	25	11 44.00%	14 56.00%	0 0.00%	0	8
Precinct 395	2965	6629	1664	782 47.00%	872 52.40%	10 0.60%	0	1302
Precinct 396	508	970	339	150 44.25%	185 54.57%	4 1.18%	0	169
Precinct 397	1298	2559	828	369 44.57%	453 54.71%	6 0.72%	0	470
Precinct 398	878	1659	541	215 39.74%	316 58.41%	10 1.85%	0	335
Precinct 399	1208	2299	770	391 50.78%	373 48.44%	6 0.78%	0	438
Precinct 400	1691	3514	1113	501 45.01%	605 54.38%	7 0.63%	0	578
Precinct 401	1088	1799	668	348 52.10%	316 47.31%	4 0.60%	0	420
Precinct 402	3680	7366	2448	878 35.87%	1550 63.32%	20 0.82%	0	1232
Precinct 404	2898	5787	1899	846 44.32%	1136 59.83%	17 0.85%	0	899
Precinct 405	4278	7695	2898	1038 35.82%	1838 63.35%	24 0.83%	0	1380
Precinct 409	2223	4697	1493	844 43.13%	841 56.33%	8 0.54%	0	730
Precinct 410	1289	2798	777	356 45.82%	415 53.41%	6 0.77%	0	512
Precinct 411	5	7	4	3 75.00%	1 25.00%	0 0.00%	0	1
Precinct 412	887	1919	513	248 48.34%	259 50.49%	6 1.17%	0	374
Precinct 413	412	1044	271	119 43.91%	152 56.09%	0 0.00%	0	141
Precinct 414	267	614	170	62 36.47%	107 62.94%	1 0.59%	0	97
Precinct 415	361	473	220	72 32.73%	148 67.27%	0 0.00%	0	141
Precinct 416	16	34	13	3 23.08%	10 76.92%	0 0.00%	0	3
Precinct 417	707	1366	480	229 47.71%	248 51.67%	3 0.62%	1	226
Precinct 418	1032	2074	616	270 43.83%	346 56.17%	0 0.00%	0	416
Precinct 419	1252	1740	849	338 39.81%	503 59.25%	8 0.94%	0	403
Precinct 420	1665	3490	1049	486 46.33%	557 53.10%	6 0.57%	0	616
Precinct 421	122	304	81	32 39.51%	48 59.26%	1 1.23%	0	41

Metro Councilors
 May 17, 2016 Primary Election
 All Precincts, All Districts, Metro Councilor, 5th District, Metro Councilor, 6th District

Page: 1
 2016-06-03
 17:31:25

Metro Councilor, 5th District (Vote for 1)

Precinct	Total Votes	Colby Clipston	Sam Chase	Write-In	Over Voted Ballots	Under Votes
Precinct 3101	481	86 17.88%	384 79.83%	11 2.29%	0	276
Precinct 3102	150	42 28.00%	108 72.00%	0 0.00%	0	80
Precinct 3301	3711	688 18.54%	2991 80.60%	32 0.86%	0	2065
Precinct 3303	1166	160 13.72%	988 84.73%	18 1.54%	0	796
Precinct 3304	219	45 20.55%	172 78.54%	2 0.91%	0	160
Precinct 3602	2062	455 22.07%	1583 76.77%	24 1.16%	0	1234
Precinct 3603	2792	622 22.28%	2129 76.25%	41 1.47%	1	1615
Precinct 3604	66	7 10.61%	57 86.36%	2 3.03%	0	41
Precinct 3612	2081	500 24.03%	1566 75.25%	15 0.72%	0	1123
Precinct 4203	0	0	0	0	0	0
Precinct 4301	3716	883 23.76%	2784 74.92%	49 1.32%	0	2119
Precinct 4302	3756	945 25.16%	2759 73.46%	52 1.38%	0	2058
Precinct 4304	3186	655 20.56%	2497 78.37%	34 1.07%	0	1793
Precinct 4305	3754	849 22.62%	2844 75.76%	61 1.62%	0	2203
Precinct 4306	790	189 23.92%	594 75.19%	7 0.89%	0	463
Precinct 4310	3307	741 22.41%	2513 75.99%	53 1.60%	1	1848
Precinct 4401	3455	957 27.70%	2445 70.77%	53 1.53%	0	1863
Precinct 4402	3600	1001 27.81%	2545 70.69%	54 1.50%	0	1898
Precinct 4403	3179	712 22.40%	2421 76.16%	46 1.45%	0	1651
Precinct 4404	3616	972 26.88%	2595 71.76%	49 1.36%	0	1877
Precinct 4409	652	199 30.52%	445 68.25%	8 1.23%	0	368
Precinct 4501	4478	795 17.75%	3630 81.06%	53 1.18%	2	2647
Precinct 4502	1824	434 23.79%	1366 74.89%	24 1.32%	0	1043
Precinct 4503	1647	340 20.64%	1295 78.63%	12 0.73%	0	944
Precinct 4505	3004	664 22.10%	2298 76.50%	42 1.40%	2	1844
Precinct 4506	1110	276 24.86%	799 71.98%	35 3.15%	1	698
Precinct 4509	816	228 27.94%	567 69.49%	21 2.57%	0	517
Precinct 4511	729	216 29.63%	485 66.53%	28 3.84%	0	468
Precinct 4512	218	59 27.06%	152 69.72%	7 3.21%	0	126
Precinct 4702	242	57 23.55%	177 73.14%	8 3.31%	0	178
Total	59807	13777 23.04%	45189 75.56%	841 1.41%	7	33996

Statement of Votes Cast by Contests
 May 17, 2016 Primary Election
 All Precincts, All Districts, All Contests
 Official Final

Page: 183
 2016-06-03
 10:23:55

Total Ballots Cast: 148689, Registered Voters: 305326, Overall Turnout: 48.70%

Metro Councilor, 5th District (Vote for 1)

Precinct	Ballots Cast	Reg. Voters	Total Votes	Colby Clipston	Sam Chase	Write-In	Over Voted Ballots	Under Votes
Precinct 385	1503	2642	831	208 25.03%	608 73.16%	15 1.81%	0	672
Precinct 366	946	1909	519	169 32.56%	340 65.51%	10 1.93%	0	427
Precinct 375	154	273	91	14 15.38%	77 84.62%	0 0.00%	0	63
Precinct 381	56	101	22	7 31.82%	15 68.18%	0 0.00%	0	34
Precinct 407	1032	1737	566	142 25.09%	420 74.20%	4 0.71%	0	466
Total	3691	1737	2029	540 26.61%	1480 71.96%	29 1.43%	0	1662



Metro Councilors
 May 17, 2016 Primary Election
 All Precincts, All Districts, Metro Councilor, 5th District, Metro Councilor, 6th District

Page: 2
 2016-06-03
 17:31:25

Metro Councilor, 6th District (Vote for 1)

Precinct	Total Votes	Bob Stacey	Write-in	Over Voted Ballots	Under Votes
Precinct 2701	211	208 98.58%	3 1.42%	0	245
Precinct 2702	280	278 99.29%	2 0.71%	0	256
Precinct 3502	1618	1587 98.08%	31 1.92%	0	1545
Precinct 3605	788	773 98.10%	15 1.90%	0	828
Precinct 3606	611	605 99.02%	6 0.98%	0	587
Precinct 3607	1980	1953 98.64%	27 1.36%	0	1891
Precinct 3608	1431	1407 98.32%	24 1.68%	0	1207
Precinct 3609	184	183 99.46%	1 0.54%	0	183
Precinct 3610	1199	1182 98.58%	17 1.42%	0	1166
Precinct 3611	1824	1792 98.25%	32 1.75%	0	1653
Precinct 3803	2020	1978 97.92%	42 2.08%	0	1771
Precinct 3804	305	295 96.72%	10 3.28%	0	306
Precinct 4101	2976	2922 98.18%	54 1.81%	0	2722
Precinct 4102	1439	1402 97.43%	37 2.57%	0	1495
Precinct 4103	1366	1344 98.39%	22 1.61%	0	1256
Precinct 4203	2680	2610 97.39%	70 2.61%	0	2901
Precinct 4204	2833	2783 98.24%	50 1.76%	0	2789
Precinct 4205	1510	1485 98.34%	25 1.66%	0	1342
Precinct 4207	1793	1767 98.55%	26 1.45%	0	1680
Precinct 4208	964	949 98.44%	15 1.56%	0	1042
Precinct 4209	2362	2303 97.50%	59 2.50%	0	2163
Precinct 4210	3260	3178 97.48%	82 2.52%	0	3210
Precinct 4508	1278	1250 97.81%	28 2.19%	0	1183
Precinct 4601	3346	3286 98.21%	60 1.79%	0	3278
Precinct 4602	1393	1375 98.71%	18 1.29%	0	1256
Precinct 4604	1546	1517 98.12%	29 1.88%	0	1401
Precinct 4605	1501	1468 97.80%	33 2.20%	0	1596
Precinct 4606	2905	2822 97.14%	83 2.86%	1	3170
Precinct 4607	974	948 97.33%	26 2.67%	0	893
Precinct 4608	388	377 97.16%	11 2.84%	0	328
Precinct 4705	1399	1355 96.85%	44 3.15%	0	1301
Precinct 4707	469	453 96.59%	16 3.41%	0	460
Precinct 4801	378	360 95.24%	18 4.76%	0	339
Precinct 4802	11	11 100.00%	0 0.00%	0	8
Precinct 4803	1738	1675 96.38%	63 3.62%	1	1471
Precinct 4804	379	364 96.04%	15 3.96%	0	304
Precinct 4807	687	665 96.80%	22 3.20%	0	596
Total	52026	50910 97.85%	1116 2.15%	2	49822

Contest	Choice	Votes	Write-ins	Over	Under
President (DEM)	Bernie Sanders	9	0	0	0
President (DEM)	Hillary Clinton	0	0	0	0
President (DEM)	Write-in	0	0	0	0
US Senator (DEM)	Ron Wyden	2	0	0	6
US Senator (DEM)	Kevin H Stine	0	0	0	0
US Senator (DEM)	Paul B Weaver	1	0	0	0
US Senator (DEM)	Write-in	0	0	0	0
US Representative, 3rd District (DEM)	Earl Blumenauer	3	0	0	6
US Representative, 3rd District (DEM)	Write-in	0	0	0	0
Governor (DEM)	Kate Brown	2	0	0	2
Governor (DEM)	Julian Bell	4	0	0	0
Governor (DEM)	Dave Stauffer	0	0	0	0
Governor (DEM)	Steve Johnson	0	0	0	0
Governor (DEM)	Kevin M Forsythe	1	0	0	0
Governor (DEM)	Write-in	0	0	0	0
Governor (DEM)	Chet Chance	0	0	0	0
Secretary of State (DEM)	Brad Avakian	0	0	0	7
Secretary of State (DEM)	Val Hoyle	1	0	0	0
Secretary of State (DEM)	Richard Devlin	1	0	0	0
Secretary of State (DEM)	Write-in	0	0	0	0
State Treasurer (DEM)	Tobias Read	1	0	0	8
State Treasurer (DEM)	Write-in	0	0	0	0
Attorney General (DEM)	Ellen Rosenblum	1	0	0	8
Attorney General (DEM)	Write-in	0	0	0	0
State Senator, 21st District (DEM)	Kathleen Taylor	0	0	0	3
State Senator, 21st District (DEM)	John Sweeney	0	0	0	0
State Senator, 21st District (DEM)	Write-in	0	0	0	0
State Senator, 23rd District (DEM)	Michael Dembrow	0	0	0	2
State Senator, 23rd District (DEM)	Write-in	0	0	0	0
State Senator, 25th District (DEM)	Laurie Mo.. Anderson	1	0	0	0
State Senator, 25th District (DEM)	Write-in	0	0	0	0
State Representative, 42nd District (DEM)	Rob Nosse	0	0	0	3
State Representative, 42nd District (DEM)	Write-in	0	0	0	0

Contest	Choice	Votes	Write-ins	Over	Under
State Representative, 45th District (DEM)	Barbara Smith Warner	0	0	0	1
State Representative, 45th District (DEM)	Write-in	0	0	0	0
State Representative, 46th District (DEM)	Alissa Keny-Guyer	0	0	0	1
State Representative, 46th District (DEM)	Write-in	0	0	0	0
State Representative, 48th District (DEM)	Jeff Reardon	0	0	0	3
State Representative, 48th District (DEM)	Write-in	0	0	0	0
State Representative, 50th District (DEM)	Carla Piluso	1	0	0	0
State Representative, 50th District (DEM)	Write-in	0	0	0	0
Judge of the Supreme Court, Position 4	Rives Kistler	1	0	0	8
Judge of the Supreme Court, Position 4	Write-in	0	0	0	0
Judge of the Supreme Court, Position 5	Jack L Landau	1	0	0	8
Judge of the Supreme Court, Position 5	Write-in	0	0	0	0
Judge of the Court of Appeals, Position 2	Rebecca Duncan	1	0	0	8
Judge of the Court of Appeals, Position 2	Write-in	0	0	0	0
Judge of the Court of Appeals, Position 3	Darleen Ortega	1	0	0	8
Judge of the Court of Appeals, Position 3	Write-in	0	0	0	0
Judge of the Court of Appeals, Position 7	Meagan A Flynn	1	0	0	8
Judge of the Court of Appeals, Position 7	Write-in	0	0	0	0
Judge of the Circuit Court, 4th District, Position 9	David F Rees	1	0	0	8
Judge of the Circuit Court, 4th District, Position 9	Write-in	0	0	0	0
Judge of the Circuit Court, 4th District, Position 15	Bronson D James	1	0	0	8
Judge of the Circuit Court, 4th District, Position 15	Write-in	0	0	0	0
Judge of the Circuit Court, 4th District, Position 17	Kelly Skye	1	0	0	8
Judge of the Circuit Court, 4th District, Position 17	Write-in	0	0	0	0
Judge of the Circuit Court, 4th District, Position 20	Eric J Bloch	1	0	0	8
Judge of the Circuit Court, 4th District, Position 20	Write-in	0	0	0	0
Judge of the Circuit Court, 4th District, Position 22	Angel Lopez	1	0	0	8
Judge of the Circuit Court, 4th District, Position 22	Write-in	0	0	0	0
Judge of the Circuit Court, 4th District, Position 25	Kathleen M Dailey	1	0	0	8
Judge of the Circuit Court, 4th District, Position 25	Write-in	0	0	0	0
Judge of the Circuit Court, 4th District, Position 26	Karin J Immergut	1	0	0	8
Judge of the Circuit Court, 4th District, Position 26	Write-in	0	0	0	0
District Attorney, Multnomah County	Rod Underhill	1	0	0	8

Contest	Choice	Votes	Write-ins	Over	Under
District Attorney, Multnomah County	Write-in	0	0	0	0
Multnomah Co Commissioner Dist #1	Sharon Meieran	0	0	0	2
Multnomah Co Commissioner Dist #1	Eric Zimmerman	0	0	0	0
Multnomah Co Commissioner Dist #1	Mel Rader	0	0	0	0
Multnomah Co Commissioner Dist #1	Marisha Childs	0	0	0	0
Multnomah Co Commissioner Dist #1	Brian Wilson	0	0	0	0
Multnomah Co Commissioner Dist #1	Ken Stokes	0	0	0	0
Multnomah Co Commissioner Dist #1	Wes Soderback	0	0	0	0
Multnomah Co Commissioner Dist #1	Write-in	0	0	0	0
Multnomah Co Commissioner Dist #3	Jessica V.. Pederson	0	0	0	5
Multnomah Co Commissioner Dist #3	Write-in	0	0	0	0
Multnomah Co Commissioner Dist #4	Lori Stegmann	0	0	0	0
Multnomah Co Commissioner Dist #4	Amanda Schroeder	1	0	0	0
Multnomah Co Commissioner Dist #4	Stanley Dirks	0	0	0	0
Multnomah Co Commissioner Dist #4	Write-in	0	0	0	0
City of Portland Mayor	Ted Wheeler	2	0	0	6
City of Portland Mayor	Jules Bailey	0	0	0	0
City of Portland Mayor	Sarah Iannarone	0	0	0	0
City of Portland Mayor	Bruce Broussard	0	0	0	0
City of Portland Mayor	Sean Davis	0	0	0	0
City of Portland Mayor	David Schor	0	0	0	0
City of Portland Mayor	Jessie Sponberg	0	0	0	0
City of Portland Mayor	Bim Ditson	0	0	0	0
City of Portland Mayor	Patty Burkett	0	0	0	0
City of Portland Mayor	David (Th.. Ackerman	0	0	0	0
City of Portland Mayor	Deborah Harris	0	0	0	0
City of Portland Mayor	Write-in	0	0	0	0
City of Portland Mayor	Lew Humble	0	0	0	0
City of Portland Mayor	Trevor Manning	0	0	0	0
City of Portland Mayor	Steven J Entwisle Sr	0	0	0	0
City of Portland Mayor	Eric Alex..r Calhoun	0	0	0	0
City of Portland Commissioner, Pos 1	Amanda Fritz	1	0	0	7
City of Portland Commissioner, Pos 1	Ann Sanderson	0	0	0	0

Contest	Choice	Votes	Write-ins	Over	Under
City of Portland Commissioner, Pos 1	Lanita Duke	0	0	0	0
City of Portland Commissioner, Pos 1	David Morrison	0	0	0	0
City of Portland Commissioner, Pos 1	Tabitha Ivan	0	0	0	0
City of Portland Commissioner, Pos 1	Sara Long	0	0	0	0
City of Portland Commissioner, Pos 1	Write-in	0	0	0	0
City of Portland Commissioner, Pos 4	Steve Novick	0	0	0	7
City of Portland Commissioner, Pos 4	Chloe Eudaly	0	0	0	0
City of Portland Commissioner, Pos 4	Stuart Emmons	1	0	0	0
City of Portland Commissioner, Pos 4	Fred Stewart	0	0	0	0
City of Portland Commissioner, Pos 4	Suzanne Stahl	0	0	0	0
City of Portland Commissioner, Pos 4	Michael W Durrow	0	0	0	0
City of Portland Commissioner, Pos 4	James Bernard Lee	0	0	0	0
City of Portland Commissioner, Pos 4	Leah Marie Dumas	0	0	0	0
City of Portland Commissioner, Pos 4	Shannon Estabrook	0	0	0	0
City of Portland Commissioner, Pos 4	Joseph Puckett	0	0	0	0
City of Portland Commissioner, Pos 4	Write-in	0	0	0	0
Metro Councilor, 5th District	Sam Chase	0	0	0	1
Metro Councilor, 5th District	Colby Clipston	0	0	0	0
Metro Councilor, 5th District	Write-in	0	0	0	0
Metro Councilor, 6th District	Bob Stacey	0	0	0	7
Metro Councilor, 6th District	Write-in	0	0	0	0
Question 26-174	Yes	5	0	0	3
Question 26-174	No	1	0	0	0
Question 26-173	Yes	4	0	0	1
Question 26-173	No	3	0	0	0
Question 26-170	Yes	0	0	0	0
Question 26-170	No	4	0	0	0



CLACKAMAS COUNTY

Office of County Clerk

SHERRY HALL
CLERK

1710 Red Soils Ct. Ste 100
OREGON CITY, OR 97045
503.722.6086

June 23, 2016

Eric Sample, Multnomah County Elections

Dear Eric:

Enclosed are updated certified results of the May 17, 2016 Primary Election reflecting ballots which were processed after the initial certification on June 6, 2016.

The overall differences from the initially certified results are minimal and involve no change to the result of any race or measure.

Let us know if any additional information is needed.

Sincerely,

A handwritten signature in blue ink, appearing to read "SK".

Steve Kindred, Deputy Clerk, Elections Manager

Enclosure

Board of Property Tax Appeals
1710 Red Soils Court, Ste 100
Oregon City, OR 97045
503.655.8662
FAX 503.650.5687

Elections Division
1710 Red Soils Court, Ste 100
Oregon City, OR 97045
503.655.8510
FAX 503.655.8461

Recording Division
1710 Red Soils Court Ste 110
Oregon City, OR 97045
503.655.8551
FAX 503.650.5688

Records Management Division
1810 Red Soils Court, Ste 120
Oregon City, OR 97045
503.655.8323
FAX 503.655.8195

Canvass Results Report Amended

Official Election-Write-ins Labeled with a (W)

Run Time 8:38 AM
Run Date 6/16/2016

Clackamas County Oregon

Official Ballot

5/17/2016
Page 571

Official results

Registered Voters
122253 of 242270 = 50.46 %

Precincts Reporting
119 of 119 = 100.00 %

City of Portland Mayor - NON - Vote for one

Exhibit C to Resolution 16-4720

Precinct	Bruce Broussard	Patty Burkett	Jules Bailey	Ted Wheeler	Eric Alexander Calhoun	Bim Ditson	Sean Davis	David Schor	Jessie Sponberg	Sarah Iannarone	David (The Ack) Ackerman	Lew Humble	Deborah Harris
070	0	0	0	0	0	0	0	0	0	0	0	0	0
071	5	0	13	76	0	0	0	0	0	2	0	0	1
072	3	0	5	26	0	1	1	1	1	1	1	3	0
073	8	1	8	42	0	0	0	0	1	2	1	1	0
074	4	1	1	20	0	0	0	0	1	0	0	0	0
104	0	0	0	2	0	0	0	0	0	0	0	0	0
Totals	20	2	27	166	0	1	1	1	3	5	2	4	1

Canvass Results Report Amended

Official Election-Write-ins Labeled with a (W)

Run Time 8:38 AM
Run Date 6/16/2016

Clackamas County Oregon

Official Ballot
5/17/2016
Page 572

Official results

Registered Voters
122253 of 242270 = 50.46 %

Precincts Reporting
119 of 119 = 100.00 %

City of Portland Mayor - NON - Vote for one

Exhibit C to Resolution 16-4720

Precinct	Trevor Manning	Steven J Entwisle Sr	Cast Votes	Overvotes	Undervotes	Write-in	Election Day Voting Ballots Cast	Total Ballots Cast	Registered Voters	Turnout Percentage
070	0	0	0	0	0	0	0	0	6	0.00 %
071	0	0	97	0	13	0	110	110	165	66.67 %
072	0	0	43	0	10	0	53	53	122	43.44 %
073	2	0	66	0	13	0	79	79	203	38.92 %
074	0	0	27	0	3	0	30	30	57	52.63 %
104	0	0	2	0	1	0	3	3	3	100.00 %
Totals	2	0	235	0	40	0	275	275	556	49.46 %

Canvass Results Report Amended

Official Election-Write-ins Labeled with a (W)

Run Time 8:38 AM
Run Date 6/16/2016

Clackamas County Oregon

Official Ballot

5/17/2016
Page 573

Official results

Registered Voters
122253 of 242270 = 50.46 %

Precincts Reporting
119 of 119 = 100.00 %

City of Portland Commissioner, Position 1 - NON - Vote for one

Exhibit C to Resolution 16-4720

Precinct	Lanita Duke	Amanda Fritz	Ann Sanderson	Tabitha Ivan	Sara Long	David Morrison	Cast Votes	Overvotes	Undervotes	Write-in	Election Day Voting Ballots Cast	Total Ballots Cast	Registered Voters	Turnout Percentage
070	0	0	0	0	0	0	0	0	0	0	0	0	6	0.00 %
071	4	53	21	0	0	5	83	0	27	0	110	110	165	66.67 %
072	3	25	9	0	2	2	41	0	12	0	53	53	122	43.44 %
073	0	33	10	2	2	9	56	0	23	0	79	79	203	38.92 %
074	0	13	7	0	0	3	23	0	7	0	30	30	57	52.63 %
104	0	2	0	0	0	0	2	0	1	0	3	3	3	100.00 %
Totals	7	126	47	2	4	19	205	0	70	0	275	275	556	49.46 %

Canvass Results Report Amended

Official Election-Write-ins Labeled with a (W)

Run Time 8:38 AM
Run Date 6/16/2016

Clackamas County Oregon

Official Ballot
5/17/2016
Page 574

Official results

Registered Voters
122253 of 242270 = 50.46 %

Precincts Reporting
119 of 119 = 100.00 %

City of Portland Commissioner, Position 4 - NON - Vote for one

Exhibit C to Resolution 16-4720

Precinct	Michael W Durrrow	Leah Marie Dumas	Steve Novick	Suzanne Stahl	Fred Stewart	Joseph Puckett	James Bernard Lee	Chloe Eudaly	Shannon Estabrook	Stuart Emmons	Cast Votes	Overvotes	Undervotes	Write-in
070	0	0	0	0	0	0	0	0	0	0	0	0	0	0
071	0	1	37	3	15	0	2	0	1	23	82	0	28	0
072	0	1	13	7	2	1	1	5	1	8	39	0	14	0
073	4	3	16	6	3	1	1	3	3	11	51	0	27	1
074	0	0	11	2	0	2	0	0	1	9	25	0	5	0
104	0	0	1	0	0	0	0	0	0	0	1	0	2	0
Totals	4	5	78	18	20	4	4	8	6	51	198	0	76	1

Canvass Results Report Amended

Official Election-Write-ins Labeled with a (W)

Run Time 8:38 AM

Run Date 6/16/2016

Clackamas County Oregon

Official Ballot

5/17/2016

Page 575

Official results

Registered Voters

122253 of 242270 = 50.46 %

Precincts Reporting

119 of 119 = 100.00 %

City of Portland Commissioner, Position 4 - NON - Vote for one

Exhibit C to Resolution 16-4720

Precinct	Election Day Voting Ballots Cast	Total Ballots Cast	Registered Voters	Turnout Percentage
070	0	0	6	0.00 %
071	110	110	165	66.67 %
072	53	53	122	43.44 %
073	79	79	203	38.92 %
074	30	30	57	52.63 %
104	3	3	3	100.00 %
Totals	275	275	556	49.46 %

Canvass Results Report Amended

Official Election-Write-ins Labeled with a (W)

Run Time 8:38 AM
Run Date 6/16/2016

Clackamas County Oregon

Official Ballot
5/17/2016
Page 576

Official results

Registered Voters
122253 of 242270 = 50.46 %

Precincts Reporting
119 of 119 = 100.00 %

Metro Councilor District 3 - NON - Vote for one

Exhibit C to Resolution 16-4720

Precinct	Gerritt Rosenthal	Craig Dirksen	Cast Votes	Overvotes	Undervotes	Write-in	Election Day Voting Ballots Cast	Total Ballots Cast	Registered Voters	Turnout Percentage
201	428	442	870	0	448	7	1325	1325	2787	47.54 %
202	605	556	1161	0	773	14	1948	1948	4464	43.64 %
203	394	507	901	0	651	0	1552	1552	2249	69.01 %
204	341	386	727	0	445	17	1189	1189	2458	48.37 %
251	1	0	1	0	0	0	1	1	5	20.00 %
252	249	318	567	0	357	2	926	926	1871	49.49 %
323	0	2	2	0	0	0	2	2	2	100.00 %
Totals	2018	2211	4229	0	2674	40	6943	6943	13836	50.18 %

CERTIFIED COPY OF THE ORIGINAL
SHERRY HALL, COUNTY CLERK

BY: 



Canvass Results Report Amended

Official Election-Write-ins Labeled with a (W)

Run Time 8:38 AM
Run Date 6/16/2016

Clackamas County Oregon

Official Ballot

5/17/2016

Page 593

Official results

Registered Voters
122253 of 242270 = 50.46 %

Precincts Reporting
119 of 119 = 100.00 %

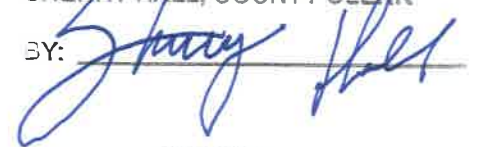
Measure 26-173 Temporary Motor Vehicle Fuel Tax for Street Repair, Traffic Safety - NON

Exhibit C to Resolution 16-4720

Precinct	Yes	No	Cast Votes	Overvotes	Undervotes	Write-in	Election Day Voting Ballots Cast	Total Ballots Cast	Registered Voters	Turnout Percentage
070	0	0	0	0	0	0	0	0	6	0.00 %
071	48	52	100	0	10	0	110	110	165	66.67 %
072	12	39	51	0	2	0	53	53	122	43.44 %
073	26	51	77	0	2	0	79	79	203	38.92 %
074	8	21	29	0	1	0	30	30	57	52.63 %
104	0	3	3	0	0	0	3	3	3	100.00 %
Totals	94	166	260	0	15	0	275	275	556	49.46 %

CERTIFIED COPY OF THE ORIGINAL
SHERRY HALL, COUNTY CLERK

BY:




Canvass Results Report Amended

Official Election-Write-ins Labeled with a (W)

Run Time 8:38 AM
Run Date 6/16/2016

Clackamas County Oregon

Official Ballot

5/17/2016

Page 596

Official results

Registered Voters
122253 of 242270 = 50.46 %

Precincts Reporting
119 of 119 = 100.00 %


Measure 26-175 General Obligation Bonds to Expand Educational Facilities, Safe Learning Environment - NON

Exhibit C to Resolution 16-4720

Precinct	Yes	No	Cast Votes	Overvotes	Undervotes	Write-in	Election Day Voting Ballots Cast	Total Ballots Cast	Registered Voters	Turnout Percentage
101	45	51	96	0	4	0	100	100	193	51.81 %
104	0	0	0	0	0	0	0	0	0	0.00 %
400	187	299	486	0	45	0	531	531	783	67.82 %
415	11	28	39	0	0	0	39	39	64	60.94 %
Totals	243	378	621	0	49	0	670	670	1040	64.42 %

CERTIFIED COPY OF THE ORIGINAL
SHERRY HALL, COUNTY CLERK

BY:




Canvass Results Report Amended

Official Election-Write-ins Labeled with a (W)

Run Time 8:38 AM

Run Date 6/16/2016

Clackamas County Oregon

Official Ballot

5/17/2016

Page 595

Official results

Registered Voters

122253 of 242270 = 50.46 %

Precincts Reporting

119 of 119 = 100.00 %

Measure 26-170 Bonds to construct Workforce Training Center; Enhance Safety and Technology - NON

Exhibit C to Resolution 16-4720

Precinct	Yes	No	Cast Votes	Overvotes	Undervotes	Write-in	Election Day Voting Ballots Cast	Total Ballots Cast	Registered Voters	Turnout Percentage
101	30	65	95	0	5	0	100	100	193	51.81 %
104	0	0	0	0	0	0	0	0	0	0.00 %
107	411	820	1231	0	87	0	1318	1318	3129	42.12 %
108	358	744	1102	1	56	0	1159	1159	2645	43.82 %
370	393	845	1238	1	82	0	1321	1321	2656	49.74 %
371	287	596	883	0	61	0	944	944	1932	48.86 %
372	78	139	217	0	21	0	238	238	521	45.68 %
373	683	996	1679	0	161	0	1840	1840	3542	51.95 %
400	315	599	914	0	96	0	1010	1010	1520	66.45 %
401	262	513	775	1	88	0	864	864	1265	68.30 %
402	243	581	824	0	86	0	910	910	1304	69.79 %
403	241	440	681	1	69	0	751	751	1371	54.78 %
404	395	804	1199	0	97	0	1296	1296	2751	47.11 %
405	133	430	563	0	36	0	599	599	1231	48.66 %
406	147	251	398	0	32	0	430	430	887	48.48 %
412	30	80	110	0	17	0	127	127	179	70.95 %
414	39	84	123	0	14	0	137	137	237	57.81 %
415	9	28	37	0	2	0	39	39	64	60.94 %
Totals	4054	8015	12069	4	1010	0	13083	13083	25427	51.45 %

CERTIFIED COPY OF THE ORIGINAL
SHERRY HALL, COUNTY CLERK

BY:

