




Annual Listing of Federally Obligated Projects

Federal fiscal year 2019
October 1, 2018 – September 30, 2019

December 31, 2019
(Revised January 31, 2020)



Max Orange Line and the Tilikum Crossing

Photo Courtesy of TriMet

Public service

*We are here to serve the public with
the highest level of integrity.*

Excellence

*We aspire to achieve
Exceptional results*

Teamwork

*We engage others in ways that foster
respect and trust.*

Respect

*We encourage and appreciate
diversity in people and ideas.*

Innovation

*We take pride in coming up with
innovative solutions.*

Sustainability

*We are leaders in demonstrating
resource use and protection.*

Metro's values and purpose

We inspire, engage, teach and invite people to preserve and enhance the quality of life and the environment for current and future generations.

Nondiscrimination Notice to the Public

Metro hereby gives public notice that it is the policy of the Metro Council to assure full compliance with Title VI of the Civil Rights Act of 1964, the Civil Rights Restoration Act of 1987, Executive Order 12898 on Environmental Justice and related statutes and regulations in all programs and activities. Title VI requires that no person in the United States of America shall, on the grounds of race, color, sex, or national origin be excluded from the participation in, be denied the benefits of, or be otherwise subjected to discrimination under any program or activity for which Metro receives federal financial assistance. Any person who believes they have been aggrieved by an unlawful discriminatory practice under Title VI has a right to file a formal complaint with Metro. Any such complaint must be in writing and filed the Metro's Title VI Coordinator within one hundred eighty (180) days following the date of the alleged discriminatory occurrence. For more information, or to obtain a Title VI Discrimination Complaint Form, see the web site at www.oregonmetro.gov or call 503-797-1536.

Table of Contents

Introduction	i
Metropolitan Planning Area Map	ii
About This Document	1
Regional Transportation Plan	3
Metropolitan Transportation Improvement Program	3
About Obligations	4
2019 Obligation Summary	6
Annual Obligations vs. Historical Obligations	6
Federal Transportation Funds	7
Regional Flexible Funds	9
Advance Construction	10

List of Graphs and Tables

Historical Federal Obligation.....	6
Obligation of Federal Transportation Funds	7
2019 Federal Funds Obligated	8
Metro MTIP Report & Federal FMIS Report.....	9
RFFA Funds Obligated	9
FFY 2019 FHWA Report by Lead Agency, Table 1	11
FFY 2019 FHWA by Federal Fund Source, Table 2	20
FFY19 FTA Report, Table 3	30
Advanced Construction, Table 4	32
List of Acronyms	35

INTRODUCTION

What is Metro?

Metro works with communities, businesses and residents in the Portland metropolitan area to chart a wise course for the future while protecting the things we love about this place.

Where is Metro?

Metro serves more than 1.5 million people in Clackamas, Multnomah and Washington counties. The agency's boundary encompasses Portland, Oregon and 23 other cities – from the Columbia River in the north to the bend of the Willamette River near Wilsonville, and from the foothills of the Coast Range near Forest Grove to the banks of the Sandy River at Troutdale.

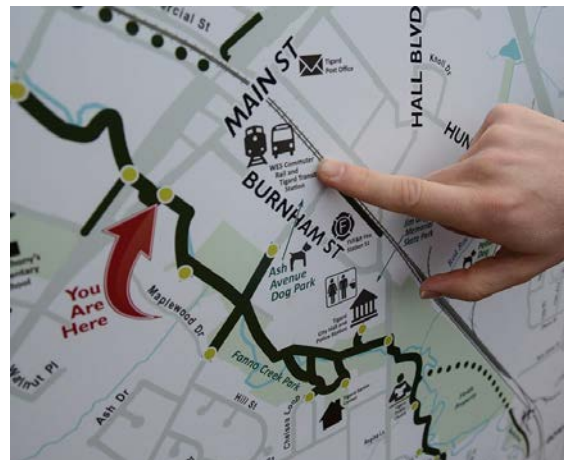
Who is Metro?

The [Metro Council](#) consists of a president, elected region wide, and six councilors who are elected by district every four years in nonpartisan races. The [Metro Auditor](#), elected region wide, is responsible for oversight of Metro's annual financial statements and for conducting performance audits. The council appoints a chief operating officer to carry out council policies and manage Metro operations. The chief operating officer oversees a diverse [workforce](#) of more than 1,600 employees including park rangers, economists, teachers, scientists, designers, planners, animal keepers, stagehands and cartographers. Hundreds of [volunteers](#) lend a hand at Metro's parks, cemeteries, natural areas, offices and visitor venues.

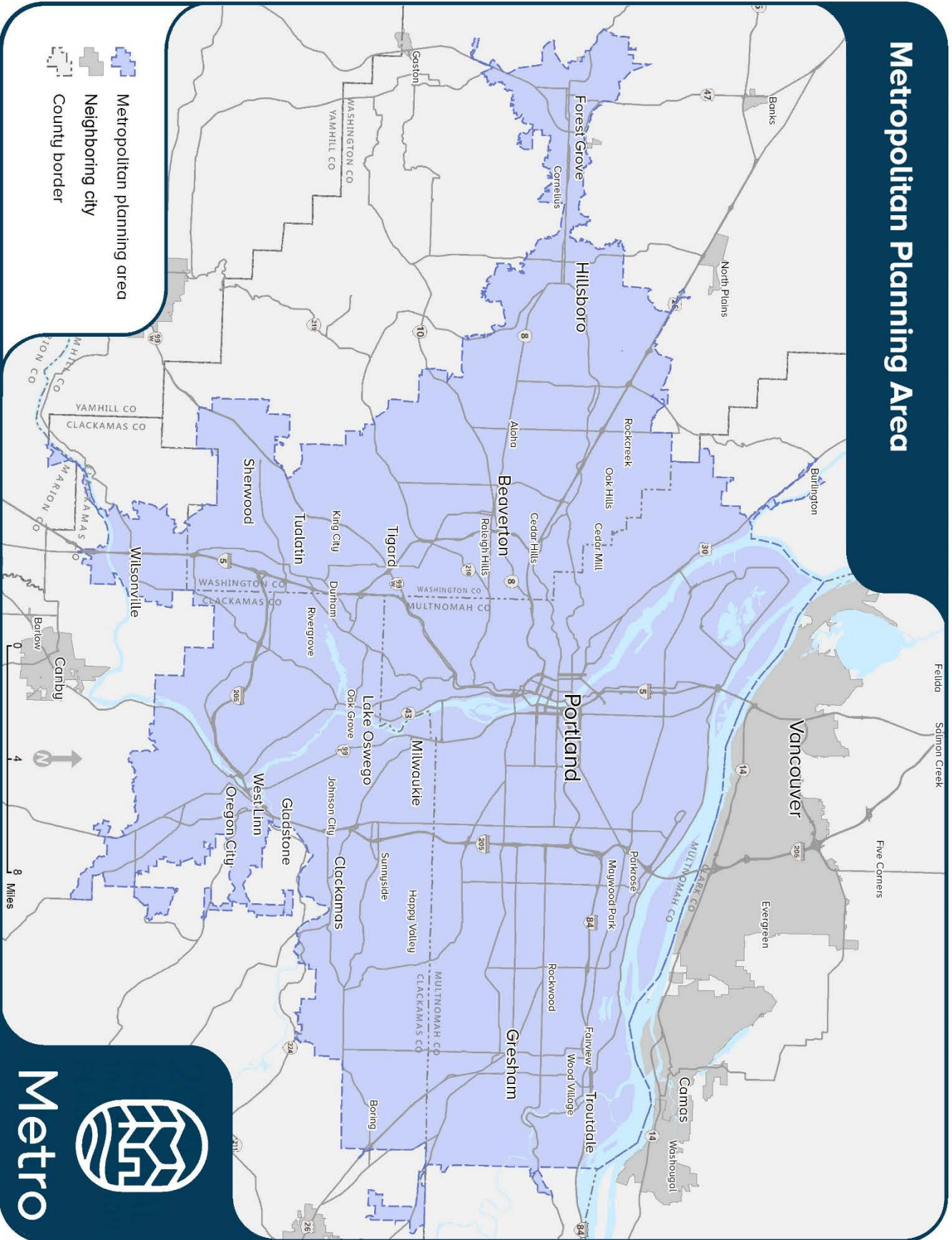
Metro is the Metropolitan Planning Organization (MPO) for the Portland region

Metro is authorized by Congress and the State of Oregon to coordinate and plan investments in the transportation system for the three-county metropolitan planning area. Metro uses this authority to expand transportation options, make the most of existing streets and improve public transit service.

As an MPO, Metro [works collaboratively](#) with cities, counties and transportation agencies to decide how to invest federal highway and public transit funds within its service area. It creates a long-range [transportation plan \(RTP\)](#), a 4 year transportation funding program ([MTIP](#)), and leads efforts to expand the public transit system and helps make strategic use of a small subset of [transportation funding](#) that Congress designates MPOs allocate to projects.



Metropolitan Planning Area



ABOUT THIS DOCUMENT

The 2019 Annual Listing of Federally Obligated Projects lists the Metro area programs and projects for which Federal transportation funds have been obligated. The programs and projects listed in this report are located within the Portland metropolitan planning area boundary, representing 24 cities and 3 counties (see map). The obligation lists are organized by lead agency which can be a city, county, state (ODOT), transit authority (TriMet or SMART), Metro or any other agency authorized to receive federal transportation funds.

Table 1 lists the projects obligated through the Federal Highway Administration (FHWA). Table 2 lists projects obligated through The Federal Transit Administration (FTA).

This report provides a yearly update about the progress of projects scheduled for construction or implementation and is useful for understanding the process by which federal investments are made in the communities of this region.

This document is available for downloading on the Metro website at:

www.oregonmetro.gov/mtip.

A large portion of federal funds from FTA help fund bus, rail and transit projects, including maintenance and operations, in the Portland metropolitan area.



*Low floor hybrid electric bus at Wilsonville Station,
Photo courtesy of SMART*



*TriMet's new battery-electric bus charging at Sunset Transit Center,
Photo courtesy of TriMet*



*Downtown Portland Transit Mall on a busy day,
Photo courtesy of Metro*



Photo courtesy of Metro

Federal funds from FHWA help fund major bridge and highway projects in the Portland metropolitan area.



Night work on I-205 Johnson Creek to Glen Jackson Bridge Project, Photo courtesy of ODOT



Adding an auxiliary lane on I-205 NB from I-84 EB to Killingsworth, Photo courtesy of ODOT



New auxiliary lane on I-205 NB from I-84 EB to Killingsworth, Photo courtesy of ODOT



Construction on I-5: North Tigard Interchange (Lower Boones Ferry Road), Photo courtesy of ODOT



Adding an auxiliary lane on I-5 southbound from north of Boones Ferry Road to Nyberg Street and through to I-205, Photo courtesy of ODOT

REGIONAL TRANSPORTATION PLAN (RTP)

The Regional Transportation Plan is a blueprint to guide investments for all forms of travel – motor vehicle, transit, bicycle and walking – and the movement of goods and freight throughout the Portland metropolitan region. The plan identifies current and future transportation needs, investments needed to meet those needs and what funds the region expects to have available over the next 25 years to make those investments a reality. The RTP is the guiding policy document which outlines the long-range vision of the region’s urban transportation system. As a component of the policy document, it identifies priority transportation investments (i.e. projects and programs) which will help achieve the long-range vision. The RTP list represents priorities beyond what can be afforded by the region in any given year. As a result, Metro is required to develop a four-year expenditure plan known as the Metropolitan Transportation Improvement Program (MTIP) for the Portland urban area. For projects to receive federal transportation funding, they must be included in the financially constrained Regional Transportation Plan (RTP).

METROPOLITAN TRANSPORTATION IMPROVEMENT PROGRAM (MTIP)

The Metropolitan Transportation Improvement Program (MTIP) is the federally mandated four year schedule of expenditures (i.e., spending) of federal transportation funds as well as significant state and local funds in the Portland metropolitan region. As a report, the MTIP provides the upcoming four-year implementation schedule of transportation projects in the Portland region. The MTIP also demonstrates how the transportation projects to be implemented comply with federal regulations regarding project eligibility, air quality impacts, environmental justice and public involvement. The MTIP serves as the implementation strategy for the first four years of the region’s long-range transportation plan (RTP). The MTIP coordinates spending of federal and state transportation funds for four different public agencies: Metro, the Oregon Department of Transportation (ODOT), Tri-County Metropolitan Transportation District (TriMet), and South Metro Area Regional Transit (SMART).

Programming in the MTIP is based on a forecast of revenues expected to be available through annual appropriations and apportionments of federal transportation funds. Forecasted revenues are assigned to estimated costs by project phase, such as design and engineering, right-of-way acquisition, and construction. As funding actually becomes available each federal fiscal year, programming is adjusted for that year based on project readiness, with some projects slipping to future years while others move to the current year. Projects in this report are also in the MTIP.

ABOUT OBLIGATIONS

An obligation in the context of this report is the Federal government's legal commitment to pay the Federal share of a project's cost. An obligated project is one that has been authorized by the Federal agency as meeting eligibility requirements for federal funds.

For Federal Transit Administration (FTA) projects, obligation occurs when the FTA grant is awarded. For Federal Highway Administration (FHWA) projects, obligation occurs by phase when a project agreement is executed and FHWA authorizes the federal funds. A project agreement defines specific project elements that are eligible for funding; how financing will occur; and agency roles, responsibilities and liabilities.

Once funds have been obligated, the project sponsor/lead agency begins incurring eligible project expenses and then requests reimbursement. The reimbursement request must demonstrate that the recipient incurred the costs consistent with the project agreement and all federal requirements.

Projects for which funds have been obligated are not necessarily initiated or completed in the program year. For obligations on a construction project, typically the project needs to complete a competitive bid process and begin construction (if an acceptable bid is received) before receiving reimbursement of project costs with federal funds. Alternatively, projects may have obtained permission to proceed to construction using local funds, with the ability to be obligated and reimbursed with federal funds at a later date. Some of those projects in this report may already have been constructed.

The amount of the obligation usually does not equal the total cost of the project. An obligation may be for only one phase of a multi-phased project, and the obligation amount listed does not account for local funding spent on a project. The total estimated cost of the project is included in the report for reference.

Occasionally, an agency may request that funds be "de-obligated" from a project. This occurs most frequently when the sponsor agency has completed the phase of a project without using all the obligated funds. It also occurs if the agency has decided not to proceed with that project or if an agency decides to change sources of funding for a project. In the case of changing categories of funds, there may be a report entry showing the obligation of the second funding category to the project. De-obligations are shown on the obligation table in parenthesis ().

Following are the funding charts, graphs and projects in the Portland metropolitan area that were obligated in Federal Fiscal Year 2019 (October 1, 2018 – September 30, 2019).

For further information on these fund types: <http://www.fhwa.dot.gov/federalaid/projects.cfm>

Further information

For additional information regarding specific projects contained within this report, please contact the project sponsor.

There are many local transportation projects in the Portland metropolitan area that receive federal funds from both FHWA and FTA. Many of the local projects are active transportation projects that include on-street bicycle and pedestrian improvements. Many of the federally funded local projects support safety, access to transit, trails, freight movement and economic development initiatives.



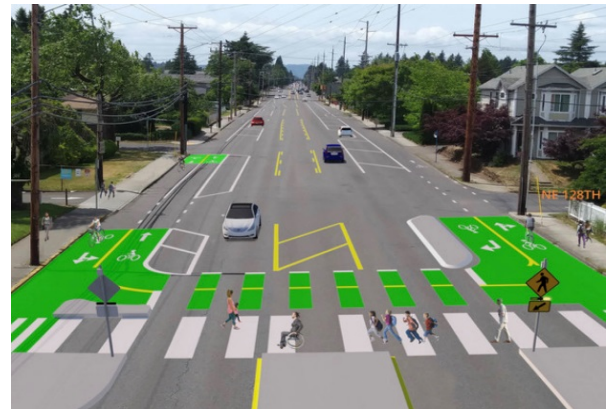
*North Rivergate Blvd Overcrossing
Photo courtesy of Portland Bureau of Transportation*




*Springwater Corridor Main City Park
Photo courtesy of City of Gresham*



*Bike, Pedestrian and ADA treatments on NE Halsey
Photo courtesy of Metro*



*East Portland Active Transportation – NE Glisan & 128th Ave
Photo courtesy of Jonathan Maus, Bike Portland*



*Connected Cully – 2 way protected bike lanes on Killingsworth
Photo courtesy of Jonathan Maus, Bike Portland*



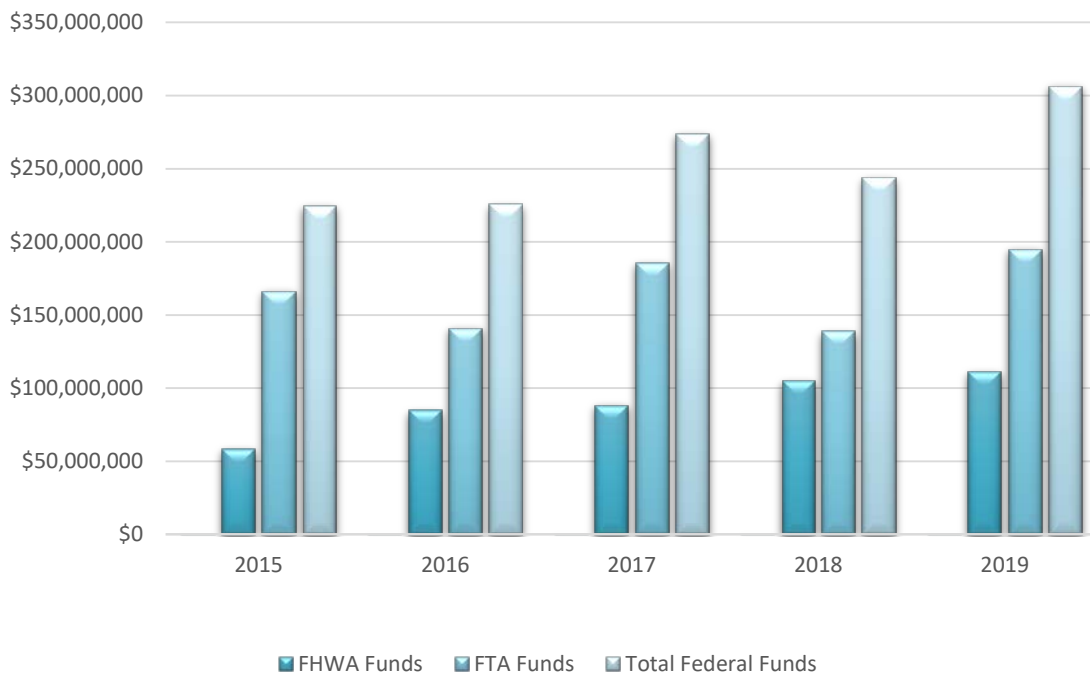
*Construction on Marine Drive Path near 185th
Photo courtesy of Jonathan Maus, Bike Portland*

2019 Obligation Summary

Annual Obligations vs. Historical Obligations

A total of approximately \$306 million in federal program funds were obligated in federal fiscal year 2019 which was a significant increase from 2018. The \$62 million dollar increase was due to a significantly higher obligation amount under the FTA program and a slight increase in the FHWA program. The FTA program saw an increase of \$56 million. Two programs made up a significant portion of the increase - Section 5307 for Bus & Rail Preventive Maintenance, and Section 5337 for Bus & Rail - State of Good Repair. According to TriMet, the overall increase in FTA obligations in 2019 was simply due to the timing of the grant award approvals on the formula funds. The FHWA obligations increased slightly by \$6 million overall from 2018. There would have been a much larger increase in the FHWA grant awards, but the threat of a nationwide federal rescission in FFY 2020 caused ODOT to utilize the advance construct funding strategy on many projects that were ready to move forward and eligible to obligate. See the NEW Advance Construction Section on Page 9 and Table 4 for more information.

Historical Federal Obligations



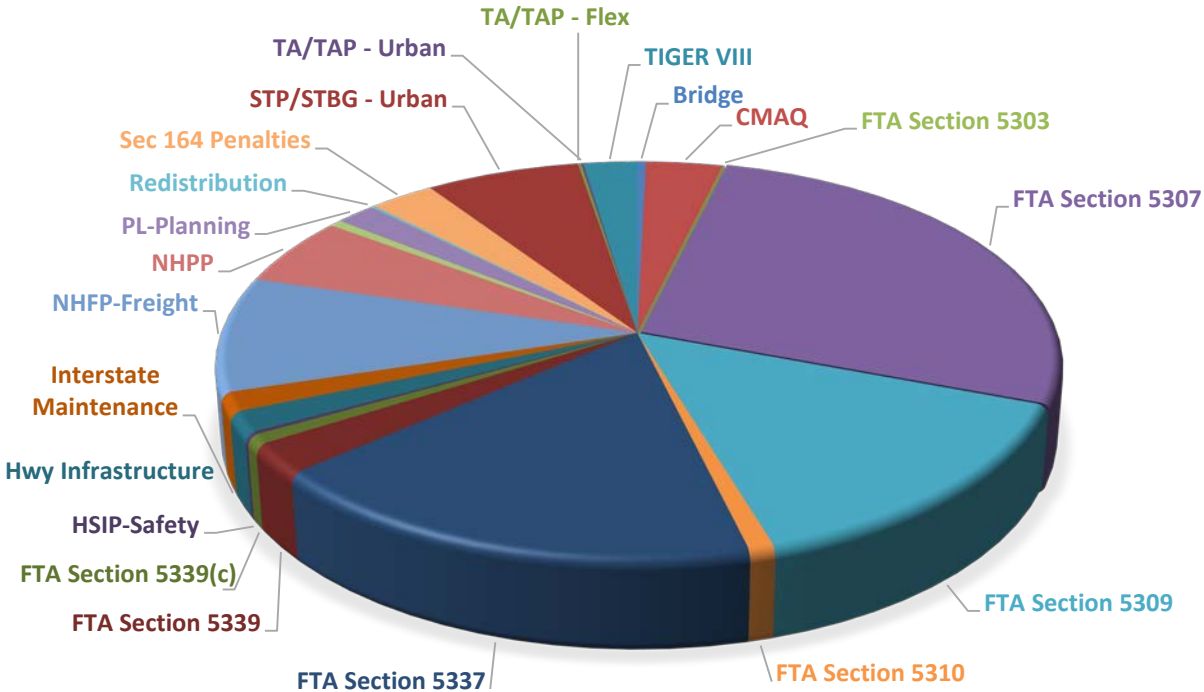
Federal Transportation Funds

A total of approximately \$306 million in federal program funds were obligated in federal fiscal year 2019 on 106 projects within the Portland metropolitan region. Funds from the Federal Highway Administration (FHWA) accounted for 36% of the total and approximately \$111 million on 78 projects. Funds from the Federal Transit Administration (FTA) accounted for 64% of the total and approximately \$195 million on 28 projects. The table and chart below show fund amounts and percentages in more detail.

Obligation of Federal Transportation Funds		
Federal Fund	2019 Funds Obligated	Percent of Total
Bridge	\$1,162,326	0.38%
CMAQ	\$10,530,143	3.44%
FTA Section 5303	\$71,509	0.02%
FTA Section 5307	\$83,407,213	27.22%
FTA Section 5309	\$45,199,856	14.75%
FTA Section 5310	\$2,715,860	0.89%
FTA Section 5337	\$53,859,908	17.58%
FTA Section 5339	\$7,631,654	2.49%
FTA Section 5339(c)	\$2,290,000	0.75%
HSIP-Safety	\$687,618	0.22%
Hwy Infrastructure	\$5,185,063	1.69%
Interstate Maintenance	\$4,785,437	1.56%
NHFP-Freight	\$29,009,900	9.47%
NHPP	\$17,311,392	5.65%
NHPP-Exempt	(\$1,651,131)	-0.54%
PL-Planning	\$5,533,709	1.81%
Redistribution	\$515,888	0.17%
Sec 164 Penalties	\$8,936,011	2.92%
STP/STBG - Flex	(\$15,460)	-0.01%
STP/STBG - Urban	\$21,077,890	6.88%
TATAP - Flex	\$425,500	0.14%
TATAP - Urban	\$328,752	0.11%
TIGER VIII	\$7,329,000	2.39%
Other*	\$47,225	0.02%
Grand Total	\$306,375,263	100.00%

**Other includes Equity Bonus, Extension Allocation Program, Repurposed Earmark, Transportation Alternatives (5-200K) and TIFIA Redistribution*

2019 FEDERAL FUNDS OBLIGATED



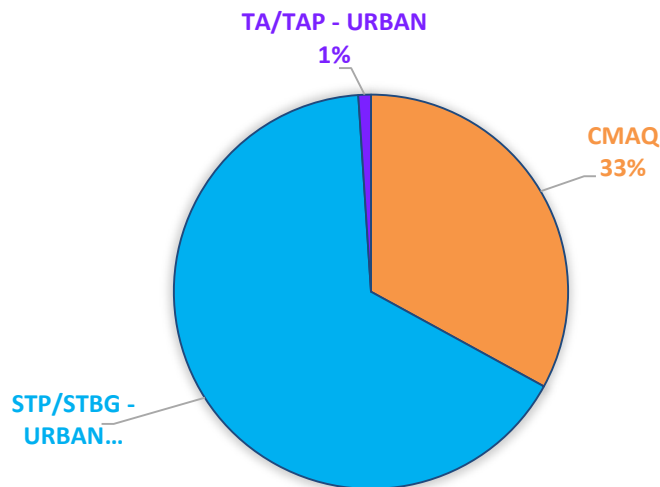
Regional Flexible Funds

Metro allocates the local federal highway program funds, referred to as the Regional Flexible Fund Allocation (RFFA). The urban federal program funds include Surface Transportation Block Grant Program (STBG), formerly Surface Transportation Program (STP), Congestion Mitigation and Air Quality Program (CMAQ) and Transportation Alternatives Program (TA, formerly TAP). A total of approximately \$31.9 million in regional flexible funds were obligated in federal fiscal year 2019 on 43 projects within the Portland metropolitan region. Funds from the STP/STBG Program accounted for 66%. Funds from the CMAQ Program accounted for 33% and 1% were TA/TAP Program funds. The table and chart below show fund amounts and percentages in more detail. There were 11 additional regionally funded projects AC'd in 2019, accounting for approximately \$6.7 million that are not included in the totals below. Those will be converted to the appropriate federal funds (STBG-Urban and TA-Urban) and accounted for in the next Annual Obligation Report. See Page 9 for more information on the use of Advance Construction by ODOT and Table 4 for a project listing.

Metro MTIP Report & FMIS Report							
Federal Fund (RFFA Source)	2019 Limitation	Prior Year Carryover	Total Funds Available	2019 Programming	2019 Obligations	Obligation % (Obs/ Programming)	Obligation % (Obs/ Available)
CMAQ	\$13,497,056	\$14,554,717	\$28,051,773	\$14,750,000	\$10,530,143	71.39%	37.54%
STP/STBG - URBAN	\$30,610,321	\$29,070,552	\$59,680,873	\$32,031,969	\$21,077,890	65.80%	35.32%
TA/TAP - URBAN	\$1,381,001	\$3,754,465	\$5,135,466	\$1,008,230	\$328,752	32.61%	6.40%
Total	\$45,488,378	\$47,379,733	\$92,868,111	\$47,790,199	\$31,936,785	66.83%	34.39%

Notes: 2019 Limitation amounts and Prior Year Carryover amounts from the ODOT Financial Plan Report as of 9/30/19 are not audited. The annual obligation amounts can exceed annual programming when carry-over funding and funding adjustments are applied. Programming totals from FY18-21 MTIP Report of 9/30/19 (EOY) Obligations from 2019 FMIS Obligation Report of 10/28/19

RFFA FUNDS OBLIGATED



Advance Construction

Advance construction (AC) allows states to begin a project even in the absence of sufficient Federal-aid obligation authority at a particular point in time to cover the Federal share of project costs. The Federal Highway Administration can approve use of AC and the ability of a project to proceed as eligible to receive reimbursement from federal fund sources if all other federal requirements for obligation have been met and the state DOT anticipates use of future obligation funding authority for use on that project.

Prior to Federal authorization of a project as AC, the project must be included in the Federally-approved STIP/TIP [see 23 CFR 630.705]. The project will support the fiscally constrained element of the STIP/TIP using all or some combination of State, local, and/or private funds. The financial limit on the amount of AC is set by the State's or MPO's ability to demonstrate fiscal constraint. Consideration should be given to the future availability of Federal-aid funds to accommodate the AC conversion.

Generally, when an AC project is converted to a federally funded project, the STIP/TIP will document the full or partial conversion of this project. The amount of conversion is limited to the apportioned Federal-funds available in the category. As with any project, the State is not locked into the category of funds identified in the approved STIP/TIP. If the approved AC "conversion" substantially changes the current STIP/TIP's fiscal constraint determination, the STIP/TIP's will need to be amended. The fiscal constraint determination should be based on the individual, or group of project conversions, or the total amount and source(s) of Federal funds which are presented within the STIP/TIP.

When the state DOT AC's a project, they are committing state, local, or private funds on the project up front so the project can commence until federal funds are available. When federal funds become available, the AC designation is converted to an eligible federal fund type. This typically happens 3-12 months after receiving designation as AC.

In federal fiscal year 2019, the Oregon Department of Transportation (ODOT) used AC for many projects due to the rescission expected to be implemented in FFY 2020. Only certain funds were subject to rescission and the state worked to minimize the risk by AC'ing funds which were not subject to rescission. This impacted the total amount of obligations against Metro's regional flexible funds in FFY 2019. There were 11 regionally funded projects AC'd in 2019, accounting for approximately \$6.7 million that will be converted to STBG-Urban and TA-Urban funds. We've incorporated an Advance Construction Listing (**Table 4**) to show which projects and funds were impacted. These AC funded obligations will eventually be converted to federal funds and will be reported in the FFY 2020 Annual Listing of Obligated projects.

FY 2019 FHWA Report by Lead Agency, Table 1

Lead Agency	Federal Project Number	ODOT Key Number	Project Title	Phase	Project Action	Fund Code	Fund Code Description	FFY19 Obligation Amount	Federal Amount Programmed	Total Project Cost Estimate
Clackamas County	C005101	17881	SE 122nd Ave & 132nd Ave: Sidewalk Connections	Construction	Project Change	Z301	TRANS ALTERNATIVES >200K FAST	\$58,114	\$10,695	\$1,095,878
Clackamas County	S000899	18001	Clackamas County Regional Freight ITS / System Enhancements To Reduce Freight Delays In Congested Areas	Preliminary Engineering	Project Change	Z230	STBG-URBANIZED >200K FAST	\$7,036	\$318,577	\$2,312,493
				Preliminary Engineering	Project Change	M23E	STP-URBANIZED >200K MAP-21 EXT	\$55,000	\$318,577	\$2,312,493
Clackamas County	C005093	18305	Sunnyside Rd Adaptive Signal System Local Design Adaptive Signal System & Transit Signal Priority Clackamas	Preliminary Engineering	Project Close	M230	STP-URBANIZED >200K MAP-21	\$3,099	\$227,507	\$1,392,098
				Preliminary Engineering	Project Close	Z230	STBG-URBANIZED >200K FAST	(\$1,542)	\$227,507	\$1,392,098
Forest Grove	2620009	18003	OR8 At Quince St. (Forest Grove)	Preliminary Engineering	Project Change	L23E	STP- URBANIZED AREAS S-LU EXT	(\$1,166)	\$568,888	\$4,171,382
				Preliminary Engineering	Project Change	M23E	STP-URBANIZED >200K MAP-21 EXT	(\$16,689)	\$568,888	\$4,171,382
				Other	Project Change	M23E	STP-URBANIZED >200K MAP-21 EXT	(\$158,224)	\$381,104	\$4,171,382
				Construction	Project Change	M040	TIFIA REDISTRIBUTION MAP-21	(\$9,057)	\$1,741,628	\$4,171,382
				Construction	Project Change	M040	TIFIA REDISTRIBUTION MAP-21	(\$5,994)	\$1,741,628	\$4,171,382
Gresham	3125032	14393	NE Cleveland Ave: Stark St - Powell Blvd (Gresham)	Preliminary Engineering	Project Close	M230	STP-URBANIZED >200K MAP-21	(\$19,103)	\$279,958	\$1,507,153
				Construction	Project Change	RPF9	REPURPOSED EARMARK FORMULA	\$203,150	\$562,567	\$1,507,153
				Construction	Project Change	RPS9	REPURPOSED EARMARK SPECIAL	\$94,054	\$562,567	\$1,507,153
				Construction	Project Change	Z230	STBG-URBANIZED >200K FAST	(\$203,150)	\$562,567	\$1,507,153
				Construction	Project Change	Z230	STBG-URBANIZED >200K FAST	(\$94,054)	\$562,567	\$1,507,153
Gresham	3125051	15601	190th Dr: Pleasant View/Highland - Willow Parkway Multnomah County	Construction	Project Close	M230	STP-URBANIZED >200K MAP-21	(\$164,737)	\$442,973	\$1,536,380
				Construction	Project Close	M230	STP-URBANIZED >200K MAP-21	\$149,914	\$442,973	\$1,536,380
Gresham	3125052	18306	East Metro Connections ITS Local Signal Hardware & Communications; Install Changeable Message Sign Multnomah	Preliminary Engineering	Project Change	Z400	CONGESTION MITIGATION FAST	(\$23,565)	\$318,542	\$1,685,002
				Other	Project Change	Z400	CONGESTION MITIGATION FAST	\$34,805	\$67,298	\$1,685,002
Gresham	3125061	20808	NE Cleveland Ave: SE Stark St - NE Burnside	Preliminary Engineering	New Project	Z230	STBG-URBANIZED >200K FAST	\$451,491	\$451,491	\$4,188,203
King City	3915001	18807	King City Sidewalk Infill Local Sidewalk Infills Washington	Preliminary Engineering	Project Close	Z030	REDISTRIB CERTAIN AUTH FAST	(\$47,902)	\$342,130	\$1,119,247
Metro	S000978	19551	Metro Drive Less Connect Outreach Program (2015-17). Promote & Encourage The Use Of Carpools, Vanpools, Transit, Biking, Etc.	Other	Project Close	M24E	SURFACE TRANS FLEX- MAP-21 EXT	(\$246,665)	\$525,061	\$538,621

FY 2019 FHWA Report by Lead Agency, Table 1

Lead Agency	Federal Project Number	ODOT Key Number	Project Title	Phase	Project Action	Fund Code	Fund Code Description	FFY19 Obligation Amount	Federal Amount Programmed	Total Project Cost Estimate
Metro	PR20101	20595	Portland Area MPO Planning SFY20	Planning	New Project	M77D	FTA METROPOLITAN TRANSPORT	\$17,523	\$5,848,259	\$7,927,833
				Planning	New Project	Z77D	FTA METROPOLITAN TRANSPORT	\$124,658	\$5,848,259	\$7,927,833
				Planning	New Project	Z450	METROPOLITAN PLANNING FAST	\$2,613,221	\$5,848,259	\$7,927,833
Metro	PR19101	21271	Portland Area MPO Planning SFY19	Planning	Project Change	Z450	METROPOLITAN PLANNING FAST	\$2,864,043	\$2,192,877	\$5,792,407
				Planning	Project Change	M450	METROPOLITAN PLANNING MAP-21	\$137,039	\$2,192,877	\$5,792,407
Metro	PR15001	15545, 15618, 17308, 17429, 17624, 18005, 18015, 18089, 18435, 18436, 18437, 18438, 18439, 18440	Statewide Planning And Research, State Fiscal Years 2014-2015	Planning	Project Close	L23E	STP- URBANIZED AREAS S-LU EXT	(\$72,448)	\$2,753,040	\$3,068,138
				Planning	Project Close	L23R	STP-URBANIZED AREAS RE.	(\$211,857)	\$2,753,040	\$3,068,138
Metro	S000833	16930, 18443	SW Rideshare Online-Drive Less Connect (13-15) / Statewide Rideshare / TDM Program	Other	Project Close	M240	SURFACE TRANS FLEX - MAP-21	(\$180,000)	\$317,461	\$353,796
Metro	PR18101	19295, 20722	Portland Area MPO Planning SFY18	Planning	Project Close	Z77D	FTA METROPOLITAN TRANSPORT	(\$70,672)	\$377,326	\$3,022,353
				Planning	Project Close	Z450	METROPOLITAN PLANNING FAST	(\$80,594)	\$1,378,285	\$3,022,353
Milwaukie	4865018	18018	17th Ave Trail: SE Ochoco - SE McLoughlin	Construction	Project Close	Z230	STBG-URBANIZED >200K FAST	\$64,348	\$2,396,774	\$4,605,022
				Construction	Project Close	M23E	STP-URBANIZED >200K MAP-21 EXT	\$103,677	\$2,396,774	\$4,605,022
				Construction	Project Close	M23E	STP-URBANIZED >200K MAP-21 EXT	(\$693,524)	\$2,396,774	\$4,605,022
Multnomah County	C051102	14438	Stark St Beaver Creek Culvert	Preliminary Engineering	Project Change	L23E	STP- URBANIZED AREAS S-LU EXT	\$2,514	\$188,433	\$1,224,454
				Preliminary Engineering	Project Change	M23E	STP-URBANIZED >200K MAP-21 EXT	(\$34,097)	\$188,433	\$1,224,454
Multnomah County	C051098	18019	Arata Road: 223rd - 238th (Fairview/Wood Village) Local Construct Sidewalks, Lighting And Landscaping Multnomah	Preliminary Engineering	Project Close	L400	CONGESTION MITIGATION	(\$96,799)	\$300,000	\$6,757,144
				Preliminary Engineering	Project Close	M400	CONGESTION MITIGATION MAP-21	\$1,775	\$300,000	\$6,757,144
				Construction	Project Change	Z400	CONGESTION MITIGATION FAST	\$62,526	\$1,869,000	\$6,757,144
Multnomah County	C051103	18020	Sandy Blvd: 230th Ave - 238th Dr (Wood Village) Local Correct Substandard Conditions On Sandy Blvd Multnomah	Preliminary Engineering	Project Change	M230	STP-URBANIZED >200K MAP-21	(\$22,383)	\$157,702	\$2,467,721
Multnomah County	C051099	18383	Burnside St: Willamette River Br Paint & Rehab Local Paint & Rehab Bridge # 00511 Multnomah	Preliminary Engineering	Project Change	M240	SURFACE TRANS FLEX - MAP-21	(\$860,925)	\$4,037,850	\$31,778,796

FY 2019 FHWA Report by Lead Agency, Table 1

Lead Agency	Federal Project Number	ODOT Key Number	Project Title	Phase	Project Action	Fund Code	Fund Code Description	FFY19 Obligation Amount	Federal Amount Programmed	Total Project Cost Estimate
ODOT	S091073	15190	OR99W: N Victory Blvd - N Argyle St (Portland) Pacific West Realign N Denver / N Schmeer Intersection; Signal & Bike Ped Impr Mult	Right of Way	Project Close	LZ2E	EQ BONUS SPEC LIM S-LU EXT	(\$13,947)	\$337,385	\$9,599,505
				Construction	Project Close	M240	SURFACE TRANS FLEX - MAP-21	(\$602,354)	\$5,346,566	\$9,599,505
				Construction	Project Close	M240	SURFACE TRANS FLEX - MAP-21	(\$59,388)	\$5,346,566	\$9,599,505
ODOT	S068018	16150	OR213: Intersection Improvements, Couch-Division Cascade North Highway Multnomah County	Construction	Project Close	MS3E	HIGHWAY SAFETY IMP PROG EXTENS	\$47,555	\$4,461,855	\$7,793,669
				Construction	Project Close	MS3E	HIGHWAY SAFETY IMP PROG EXTENS	(\$160,875)	\$4,461,855	\$7,793,669
				Construction	Project Close	ZS30	HIGHWAY SAFETY IMP PROG FAST	(\$142,714)	\$4,461,855	\$7,793,669
				Construction	Project Close	ZS30	HIGHWAY SAFETY IMP PROG FAST	(\$15,699)	\$4,461,855	\$7,793,669
ODOT	0000258	17458	ITS Network	Other	Project Close	Z230	STBG-URBANIZED >200K FAST	(\$3,800)	\$5,000	\$72,439
				Other	Project Close	Z400	CONGESTION MITIGATION FAST	(\$496)	\$60,000	\$72,439
ODOT	S029025	17704	OR8 (TV Highway): SW 185th Ave Tualatin Valley Traffic Separators; Right Turn Lane & Adv Signal Head Washington	Right of Way	Project Close	ZS30	HIGHWAY SAFETY IMP PROG FAST	\$40,757	\$508,519	\$4,947,999
				Right of Way	Project Close	ZS30	HIGHWAY SAFETY IMP PROG FAST	\$429,019	\$508,519	\$4,947,999
				Construction	Project Change	ZS30	HIGHWAY SAFETY IMP PROG FAST	\$265,242	\$2,939,587	\$4,947,999
ODOT	S001474	18262	I-5 SB: Broadway-Weidler Exit Ramp (Portland) Pacific Highway Multnomah County	Construction	Project Close	M0E1	NATIONAL HWY PERF PROGRAM EXT	\$27,397	\$1,579,944	\$2,327,546
				Construction	Project Close	M0E1	NATIONAL HWY PERF PROGRAM EXT	(\$54,036)	\$1,579,944	\$2,327,546
ODOT	S003015	18563	OR43: Ross Island Intchg NB Conn Deck Overlay	Construction	Project Close	Z001	NATIONAL HIGHWAY PERF FAST	\$25,066	\$953,830	\$1,307,700
				Construction	Project Close	Z001	NATIONAL HIGHWAY PERF FAST	(\$13,875)	\$953,830	\$1,307,700
ODOT	S001472	18564	I-5 Bridge Deck Rehab (Mp 301.00 To 302.00) Pacific Deck Overlay; Joints; End Panels; Br# 08583 Multnomah	Preliminary Engineering	Project Close	M001	NATIONAL HIGHWAY PERF PROGRAM	(\$82,022)	\$521,642	\$4,345,190
				Preliminary Engineering	Project Close	M0E1	NATIONAL HWY PERF PROGRAM EXT	(\$53,099)	\$521,642	\$4,345,190
				Construction	Project Close	Z002	NATIONAL HWY PERF EXEMPT FAST	\$591	\$3,485,492	\$4,345,190
				Construction	Project Close	Z002	NATIONAL HWY PERF EXEMPT FAST	(\$314,118)	\$3,485,492	\$4,345,190
ODOT	S068028	18757	OR213 Operational Improvements Cascade North Signal Upgrades Multnomah	Right of Way	Project Change	LZ2E	EQ BONUS SPEC LIM S-LU EXT	\$494	\$26,775	\$4,699,001
				Right of Way	Project Change	LZ2E	EQ BONUS SPEC LIM S-LU EXT	\$4,487	\$26,775	\$4,699,001

FY 2019 FHWA Report by Lead Agency, Table 1

Lead Agency	Federal Project Number	ODOT Key Number	Project Title	Phase	Project Action	Fund Code	Fund Code Description	FFY19 Obligation Amount	Federal Amount Programmed	Total Project Cost Estimate
ODOT	S081076	18759	OR99E Railroad Tunnel Illumination And ITS	Preliminary Engineering	Project Change	Z240	SURFACE TRANSP BLOCK GRTS-FLEX	(\$66,437)	\$406,477	\$1,940,000
				Construction	Project Change	Z001	NATIONAL HIGHWAY PERF FAST	\$28,350	\$1,334,285	\$1,940,000
				Construction	Project Change	Z001	NATIONAL HIGHWAY PERF FAST	\$80,174	\$1,334,285	\$1,940,000
				Construction	Project Change	Z001	NATIONAL HIGHWAY PERF FAST	\$177,553	\$1,334,285	\$1,940,000
ODOT	S001498	18760	I-5 N Denver Ave NB Tunnel Illumination	Preliminary Engineering	Project Close	L010	INTERSTATE MAINTENANCE	(\$3,169)	\$69,165	\$75,000
				Preliminary Engineering	Project Close	L010	INTERSTATE MAINTENANCE	(\$349)	\$69,165	\$75,000
ODOT	S081073	18769	OR99E Rockfall Mitigation MP 12.62 - MP 14.06	Preliminary Engineering	Project Change	Z240	SURFACE TRANSP BLOCK GRTS-FLEX	(\$8,326)	\$283,547	\$2,288,999
ODOT	S174013	18772	OR212: UPRR - US26	Preliminary Engineering	Project Change	Z001	NATIONAL HIGHWAY PERF FAST	\$89,730	\$1,418,265	\$17,884,563
				Preliminary Engineering	Project Change	Z001	NATIONAL HIGHWAY PERF FAST	\$9,870	\$1,418,265	\$17,884,563
				Construction	Project Change	Z001	NATIONAL HIGHWAY PERF FAST	\$2,453,850	\$14,219,938	\$17,884,563
				Construction	Project Change	Z001	NATIONAL HIGHWAY PERF FAST	\$10,368,138	\$14,219,938	\$17,884,563
				Construction	Project Change	Z001	NATIONAL HIGHWAY PERF FAST	\$1,410,419	\$14,219,938	\$17,884,563
ODOT	S081063	18776	OR99E: SE Harold St - SE Harrison St Pacific Hwy East 3R Pavement Preservation Project Various	Preliminary Engineering	Project Change	M002	NATIONAL HIGHWAY PERF EXEMPT	(\$369,703)	\$1,274,134	\$10,644,965
ODOT	S092059	18778	US30: NW Mcnamee Rd - NW Bridge Ave	Other	Project Close	M002	NATIONAL HIGHWAY PERF EXEMPT	\$37,345	\$107,905	\$6,628,385
				Other	Project Close	M002	NATIONAL HIGHWAY PERF EXEMPT	(\$85,411)	\$107,905	\$6,628,385
				Construction	Project Close	Z001	NATIONAL HIGHWAY PERF FAST	(\$7,831,293)	\$5,066,591	\$6,628,385
				Construction	Project Close	Z001	NATIONAL HIGHWAY PERF FAST	(\$4,697,809)	\$5,066,591	\$6,628,385
				Construction	Project Close	Z001	NATIONAL HIGHWAY PERF FAST	(\$1,378,205)	\$5,066,591	\$6,628,385
ODOT	S068021	18779	OR213: SE Lindy St - SE King Rd Cascade North 3R Paving Preservation Project Clackamas	Preliminary Engineering	Project Change	Z030	REDISTRIB CERTAIN AUTH FAST	\$3	\$38,894	\$6,536,310
				Preliminary Engineering	Project Change	Z030	REDISTRIB CERTAIN AUTH FAST	\$27	\$38,894	\$6,536,310
ODOT	S029029	18791	OR8 at OR219 And SE 44th - SE 45th Ave (Hillsboro)	Preliminary Engineering	Project Change	MS3E	HIGHWAY SAFETY IMP PROG EXTENS	\$65,290	\$858,820	\$2,840,445
				Construction	Project Change	ZS32	SEC 164 PENALTIES HSIP FAST	\$184,282	\$1,675,292	\$2,840,445
				Construction	Project Change	ZS32	SEC 164 PENALTIES HSIP FAST	\$501,166	\$1,675,292	\$2,840,445
				Construction	Project Change	ZS32	SEC 164 PENALTIES HSIP FAST	\$1,174,126	\$1,675,292	\$2,840,445

FY 2019 FHWA Report by Lead Agency, Table 1

Lead Agency	Federal Project Number	ODOT Key Number	Project Title	Phase	Project Action	Fund Code	Fund Code Description	FFY19 Obligation Amount	Federal Amount Programmed	Total Project Cost Estimate
ODOT	S026117	18795	US26 (Powell Blvd): SE 20th - SE 34th Mt Hood Crosswalk Signals, Rf Beacons, Striping, Signing & ADA Upgrades Multnomah	Construction	Project Change	ZS30	HIGHWAY SAFETY IMP PROG FAST	\$29,420	\$3,230,000	\$4,605,516
				Construction	Project Change	ZS30	HIGHWAY SAFETY IMP PROG FAST	\$267,450	\$3,230,000	\$4,605,516
ODOT	S064052	18804	I-205: Johnson Creek To Glen Jackson Bridge-Pavement Preservation. Single Lift Inlay	Construction	Project Change	LZ1E	EQ BONUS EXEMPT LIM S-LU EXT	\$3,879	\$29,825,238	\$35,058,986
				Construction	Project Change	LZ1E	EQ BONUS EXEMPT LIM S-LU EXT	\$427	\$29,825,238	\$35,058,986
				Construction	Project Change	L00E	EXTENSION OF ALLOC PROGRAMS	\$30	\$29,825,238	\$35,058,986
				Construction	Project Change	L01E	INTERSTATE MAINT S-LU EXT	\$2,758,773	\$29,825,238	\$35,058,986
				Construction	Project Change	L01E	INTERSTATE MAINT S-LU EXT	\$303,465	\$29,825,238	\$35,058,986
				Construction	Project Change	L010	INTERSTATE MAINTENANCE	\$76,648	\$29,825,238	\$35,058,986
				Construction	Project Change	L010	INTERSTATE MAINTENANCE	\$8,431	\$29,825,238	\$35,058,986
				Preliminary Engineering	Project Change	H010	INTERSTATE MAINTENANCE STEA03	(\$88,661)	\$2,102,319	\$35,058,986
				Construction	Project Change	H010	INTERSTATE MAINTENANCE STEA03	\$132,465	\$29,825,238	\$35,058,986
				Construction	Project Change	M002	NATIONAL HIGHWAY PERF EXEMPT	\$173,474	\$29,825,238	\$35,058,986
				Construction	Project Change	M002	NATIONAL HIGHWAY PERF EXEMPT	\$19,082	\$29,825,238	\$35,058,986
				Preliminary Engineering	Project Change	Z002	NATIONAL HIGHWAY PERF EXEMPT	(\$354,637)	\$2,102,319	\$35,058,986
				Preliminary Engineering	Project Change	Z002	NATIONAL HIGHWAY PERF EXEMPT	(\$39,010)	\$2,102,319	\$35,058,986
				Construction	Project Change	Z460	NATIONAL HWY FREIGHT PROGRAM	\$5,006,897	\$29,825,238	\$35,058,986
				Construction	Project Change	Z460	NATIONAL HWY FREIGHT PROGRAM	\$21,174,487	\$29,825,238	\$35,058,986
				Construction	Project Change	Z460	NATIONAL HWY FREIGHT PROGRAM	\$2,879,952	\$29,825,238	\$35,058,986
Construction	Project Change	M03E	REDIST CERTAIN AUTH MAP-21 EXT	\$507,891	\$29,825,238	\$35,058,986				
Construction	Project Change	M03E	REDIST CERTAIN AUTH MAP-21 EXT	\$55,868	\$29,825,238	\$35,058,986				
ODOT	3410016	18806	US 26: Cornelius Pass Rd - NW 185th Ave Sunset Design For Adding A Travel Lane In Each Direction Washington	Preliminary Engineering	Project Change	Z001	NATIONAL HIGHWAY PERF FAST	\$908,250	\$1,794,600	\$35,268,470
				Construction	Project Change	Z001	NATIONAL HIGHWAY PERF FAST	\$6,502,099	\$16,041,778	\$35,268,470

FY 2019 FHWA Report by Lead Agency, Table 1

Lead Agency	Federal Project Number	ODOT Key Number	Project Title	Phase	Project Action	Fund Code	Fund Code Description	FFY19 Obligation Amount	Federal Amount Programmed	Total Project Cost Estimate
ODOT	S001502	18836	I-5: N Tigard Interchange - E Portland Fwy, Interchange	Preliminary Engineering	Project Change	M002	NATIONAL HIGHWAY PERF EXEMPT	(\$2,740)	\$3,157,867	\$29,697,132
				Preliminary Engineering	Project Change	M002	NATIONAL HIGHWAY PERF EXEMPT	(\$302)	\$3,157,867	\$29,697,132
				Preliminary Engineering	Project Change	Z002	NATIONAL HWY PERF EXEMPT FAST	(\$715,702)	\$3,157,867	\$29,697,132
				Construction	Project Change	Z001	NATIONAL HIGHWAY PERF FAST	\$244,513	\$24,228,828	\$29,697,132
				Construction	Project Change	Z001	NATIONAL HIGHWAY PERF FAST	\$2,222,846	\$24,228,828	\$29,697,132
ODOT	S029031	18839	OR8: SW 192nd Ave (Aloha) - SW 160th Ave (Beaverton)	Right of Way	Project Change	Z302	TRANS ALTERNATIVES 5-200K FAST	\$61,914	\$176,768	\$1,698,000
				Preliminary Engineering	Project Change	Z300	TRANSP ALTERNATIVES FLEX FAST	\$425,500	\$425,500	\$1,698,000
ODOT	S047113	19100	Regional Active Traffic Management (ATM) Project Sunset Design For It Project Multnomah	Preliminary Engineering	Project Change	Z240	SURFACE TRANSP BLOCK GRTS-FLEX	\$534,939	\$1,437,225	\$15,542,225
				Construction	Project Change	Z001	NATIONAL HIGHWAY PERF FAST	\$536,630	\$12,170,557	\$15,542,225
ODOT	S068030	19141	OR213: King Rd Mt Scott Creek Bridge ADA Ramps	Right of Way	Project Change	M24E	SURFACE TRANS FLEX- MAP-21 EXT	(\$3,373)	\$476,466	\$1,431,000
				Preliminary Engineering	Project Change	M24E	SURFACE TRANS FLEX- MAP-21 EXT	(\$20,205)	\$179,460	\$1,431,000
				Preliminary Engineering	Project Change	M24E	SURFACE TRANS FLEX- MAP-21 EXT	\$55,583	\$179,460	\$1,431,000
ODOT	S002224	19531	I-84 / I-5: Banfield Interchange Deck Overlay & Bridge	Preliminary Engineering	Project Change	M040	TIFIA REDISTRIBUTION MAP-21	(\$494,861)	\$1,018,109	\$10,339,343
				Preliminary Engineering	Project Change	M040	TIFIA REDISTRIBUTION MAP-21	(\$54,435)	\$1,018,109	\$10,339,343
ODOT	S026126	19690	US26 (Powell Blvd): SE 122nd Ave - SE 136th Ave	Construction	Project Change	Z230	STBG-URBANIZED >200K FAST	\$330,000	\$7,332,285	\$25,981,542
				Construction	Project Change	Z230	STBG-URBANIZED >200K FAST	\$3,000,000	\$7,332,285	\$25,981,542
ODOT	S002222	19763	Graham Road Bridge Replacements	Preliminary Engineering	Project Change	Z001	NATIONAL HIGHWAY PERF FAST	(\$1,719,840)	\$2,766,600	\$18,778,314
ODOT	S064057	19786	I-205: Stafford Rd - OR99E	Planning	Project Change	Z460	NATIONAL HWY FREIGHT PROGRAM	(\$51,436)	\$11,527,500	\$47,500,000
ODOT	S002231	20298	I-84: Fairview - Marine Drive	Preliminary Engineering	Project Change	L01E	INTERSTATE MAINT S-LU EXT	\$52,946	\$481,324	\$521,930
				Preliminary Engineering	Project Change	L01E	INTERSTATE MAINT S-LU EXT	\$481,324	\$481,324	\$521,930
ODOT	5900302	20333	Seventies Neighborhood Greenway	Preliminary Engineering	New Project	Z301	TRANS ALTERNATIVES >200K FAST	\$373,907	\$373,949	\$5,010,706
				Preliminary Engineering	Project Change	L01E	INTERSTATE MAINT S-LU EXT	\$105,398	\$479,083	\$8,823,033
				Preliminary Engineering	Project Change	L01E	INTERSTATE MAINT S-LU EXT	\$958,166	\$479,083	\$8,823,033

FY 2019 FHWA Report by Lead Agency, Table 1

Lead Agency	Federal Project Number	ODOT Key Number	Project Title	Phase	Project Action	Fund Code	Fund Code Description	FFY19 Obligation Amount	Federal Amount Programmed	Total Project Cost Estimate
ODOT	S001526	20411	I-5: I-205 Interchange - Willamette River	Preliminary Engineering	Project Change	Z001	NATIONAL HIGHWAY PERF FAST	\$299,715	\$875,385	\$9,986,280
				Preliminary Engineering	Project Change	Z001	NATIONAL HIGHWAY PERF FAST	\$32,969	\$875,385	\$9,986,280
				Preliminary Engineering	Project Change	M0E1	NATIONAL HWY PERF PROGRAM EXT	\$599,962	\$875,385	\$9,986,280
				Preliminary Engineering	Project Change	M0E1	NATIONAL HWY PERF PROGRAM EXT	\$65,996	\$875,385	\$9,986,280
ODOT	S123022	20413	US30BY (Lombard) Safety Extension	Right of Way	Project Change	Z240	SURFACE TRANSP BLOCK GRTS-FLEX	\$67,904	\$967,635	\$18,501,603
				Right of Way	Project Change	Z240	SURFACE TRANSP BLOCK GRTS-FLEX	\$617,307	\$967,635	\$18,501,603
ODOT	S001509	20430	I-5: MP 303.27 To MP 308.63	Construction	Project Change	ZS32	SEC 164 PENALTIES HSIP FAST	\$705,430	\$6,413,000	\$7,799,500
				Construction	Project Change	ZS32	SEC 164 PENALTIES HSIP FAST	\$1,220,154	\$6,413,000	\$7,799,500
				Construction	Project Change	ZS32	SEC 164 PENALTIES HSIP FAST	\$5,192,846	\$6,413,000	\$7,799,500
ODOT	S091094	20436	OR99W at Durham Rd	Preliminary Engineering	Project Withdrawal	M001	NATIONAL HIGHWAY PERF PROGRAM	(\$217,261)	\$0	\$0
				Preliminary Engineering	Project Withdrawal	M001	NATIONAL HIGHWAY PERF PROGRAM	(\$23,899)	\$0	\$0
ODOT	S091102	20465	OR99W: Barbur Blvd. Northbound Connection Bridge Over I-5	Preliminary Engineering	New Project	L1CE	BRIDGE 85% ON/OFF S-LU EXT	\$135,456	\$308,420	\$2,498,667
ODOT	S091089	20471	OR99W Tualatin River NB Bridge	Preliminary Engineering	Project Change	Z001	NATIONAL HIGHWAY PERF FAST	\$89,968	\$987,030	\$1,100,000
				Preliminary Engineering	Project Change	Z001	NATIONAL HIGHWAY PERF FAST	\$817,889	\$987,030	\$1,100,000
ODOT	S081080	20487	OR99E Over UPRR at Baldwin Street Bridge	Preliminary Engineering	Project Change	LZ2E	EQ BONUS SPEC LIM S-LU EXT	\$168,636	\$972,829	\$5,413,543
				Preliminary Engineering	Project Change	LZ20	EQUITY BONUS LIMITATION	\$88,479	\$972,829	\$5,413,543
				Preliminary Engineering	Project Change	Z240	SURFACE TRANSP BLOCK GRTS-FLEX	\$237,851	\$972,829	\$5,413,543
ODOT	S091101	20702	OR-99W SB Ramp To I-5 SB (Capital Highway Interchange)	Preliminary Engineering	Project Change	L1C0	BRIDGE PROGRAM - 85% ON/OFF	\$39,840	\$311,812	\$1,335,494
				Preliminary Engineering	Project Change	Z001	NATIONAL HIGHWAY PERF FAST	\$306,271	\$311,812	\$1,335,494
ODOT	S091088	21071	OR99W: SW Naito Pkwy - SW Huber St Phase 2	Preliminary Engineering	Project Withdrawal	MS30	HIGHWAY SAFETY IMP PROG	(\$124,168)	\$0	\$0
				Preliminary Engineering	Project Withdrawal	MS30	HIGHWAY SAFETY IMP PROG	(\$13,658)	\$0	\$0
				Preliminary Engineering	Project Withdrawal	ZS32	SEC 164 PENALTIES HSIP FAST	(\$37,832)	\$0	\$0
				Preliminary Engineering	Project Withdrawal	ZS32	SEC 164 PENALTIES HSIP FAST	(\$4,162)	\$0	\$0

FY 2019 FHWA Report by Lead Agency, Table 1

Lead Agency	Federal Project Number	ODOT Key Number	Project Title	Phase	Project Action	Fund Code	Fund Code Description	FFY19 Obligation Amount	Federal Amount Programmed	Total Project Cost Estimate
ODOT	S064061	21400	I-205: I-5 - OR213, Phase 3 Sec.	Construction	New Project	Z001	NATIONAL HIGHWAY PERF FAST	\$778,118	\$5,717,640	\$6,200,000
				Construction	New Project	Z001	NATIONAL HIGHWAY PERF FAST	\$4,703,932	\$5,717,640	\$6,200,000
				Construction	New Project	Z001	NATIONAL HIGHWAY PERF FAST	\$603,026	\$5,717,640	\$6,200,000
Portland	5900276	13502	NE Columbia Blvd At MLK Jr Blvd Local Construct Rt Turn Lane, Sidewalk, ADA Ramps & Planting Strip Multnomah	Right of Way	Project Re-Open	L23E	STP- URBANIZED AREAS S-LU EXT	(\$300)	\$650,543	\$3,859,260
				Preliminary Engineering	Project Close	L23E	STP- URBANIZED AREAS S-LU EXT	(\$671,404)	\$1,242,466	\$3,859,260
Portland	5900230	13529	Division St Reconstruction Project: SE 6th-SE 39th Various Highways Multnomah County	Construction	Project Close	L23E	STP- URBANIZED AREAS S-LU EXT	(\$481,333)	\$2,500,000	\$4,792,275
				Construction	Project Close	L23E	STP- URBANIZED AREAS S-LU EXT	\$439,897	\$2,500,000	\$4,792,275
Portland	5900273	14409	Marine Drive Path: NE 112th Ave-NE 185th Ave Local Complete 4 Segments Of Path W/ Signal X-ings Multnomah	Preliminary Engineering	Project Change	L40E	CONGESTION MITIGATION S-LU EXT	(\$1,097)	\$250,347	\$1,450,179
				Construction	Project Change	Z400	CONGESTION MITIGATION FAST	\$271,029	\$715,653	\$1,450,179
				Construction	Project Change	Z400	CONGESTION MITIGATION FAST	\$444,624	\$715,653	\$1,450,179
Portland	5900251	17268	Red Electric Trail: SW Bertha Blvd - SW Capitol Highway	Construction	Project Withdrawal	Z230	STBG-URBANIZED >200K FAST	(\$196,160)	\$196,160	\$4,002,142
				Construction	Project Withdrawal	Z400	CONGESTION MITIGATION FAST	(\$715,188)	\$1,359,410	\$4,002,142
				Construction	Project Withdrawal	Z400	CONGESTION MITIGATION FAST	(\$540,387)	\$1,359,410	\$4,002,142
				Construction	Project Withdrawal	M40E	CONGESTION MITIGAT MAP-21 EXT	(\$103,835)	\$1,359,410	\$4,002,142
Portland	5900272	17463	Active Corridor Management (Various City Streets) Multnomah County	Construction	Project Close	M400	CONGESTION MITIGATION MAP-21	(\$64,942)	\$1,097,139	\$1,522,890
				Construction	Project Close	M400	CONGESTION MITIGATION MAP-21	(\$22,701)	\$1,097,139	\$1,522,890
Portland	5900238	17740	N Going Bike/Ped: N Vancouver Ave-N Channel Ave Multnomah County	Construction	Project Close	L24E	SURFACE TRANS FLEX S-LU EXT	(\$35,945)	\$1,206,689	\$2,333,000
				Construction	Project Close	Z240	SURFACE TRANSP BLOCK GRTS-FLEX	\$137,276	\$1,206,689	\$2,333,000
				Construction	Project Close	L24E	SURFACE TRANS FLEX S-LU EXT	\$35,945	\$1,206,689	\$2,333,000
Portland	5900253	18021	East Portland Active Transportation To Transit Local Develop Bikeway Network That Connects To Light Rail Multnomah	Preliminary Engineering	Project Change	L00E	EXTENSION OF ALLOC PROGRAMS	(\$29)	\$640,000	\$5,776,394
				Construction	Project Change	Z230	STBG-URBANIZED >200K FAST	\$373,723	\$2,612,025	\$5,776,394
Portland	5900287	18022	Foster Road Streetscape: SE 50th - SE 92nd Ave	Construction	Project Change	Z230	STBG-URBANIZED >200K FAST	\$445,053	\$2,612,025	\$5,776,394
				Preliminary Engineering	Project Change	Z230	STBG-URBANIZED >200K FAST	(\$484,993)	\$1,204,177	\$8,853,456

FY 2019 FHWA Report by Lead Agency, Table 1

Lead Agency	Federal Project Number	ODOT Key Number	Project Title	Phase	Project Action	Fund Code	Fund Code Description	FFY19 Obligation Amount	Federal Amount Programmed	Total Project Cost Estimate
Portland	5900283	18308	N/NE Columbia Blvd Traffic/Transit Signal Upgrade	Preliminary Engineering	Project Change	Z230	STBG-URBANIZED >200K FAST	\$188,433	\$188,433	\$1,225,900
Portland	5900262	18416	Springwater Trail Gap: SE Umatilla - SE Linn St Local Construct Trail To Close The Existing Gap In Trail Sections Multnomah	Preliminary Engineering	Project Change	L400	CONGESTION MITIGATION	\$1,249	\$205,482	\$1,717,114
				Construction	Project Change	Z400	CONGESTION MITIGATION FAST	(\$114,653)	\$924,336	\$1,717,114
				Construction	Project Change	Z400	CONGESTION MITIGATION FAST	\$138,781	\$924,336	\$1,717,114
Portland	5900284	18814	Connected Cully	Preliminary Engineering	Project Change	Z301	TRANS ALTERNATIVES >200K FAST	(\$38,745)	\$559,442	\$4,406,526
				Preliminary Engineering	Project Change	M3E1	TAP URB AREA >200K MAP-21 EXT	(\$247,214)	\$559,442	\$4,406,526
				Preliminary Engineering	Project Change	M301	TAP -URBANIZED AREAS POP >200K	(\$49,655)	\$559,442	\$4,406,526
Portland	5900290	19300	North Rivergate Freight Project	Construction	Project Change	L1CE	BRIDGE 85% ON/OFF S-LU EXT	\$987,030	\$15,435,468	\$26,157,412
				Construction	Project Change	Z005	HIGHWAY INFRA OVER 200K POP	\$5,185,063	\$15,435,468	\$26,157,412
				Construction	Project Change	ATDG	NATL INFRA INVEST TIGER VIII	\$2,015,683	\$15,435,468	\$26,157,412
				Construction	Project Change	ATDG	NATL INFRA INVEST TIGER VIII	\$5,313,317	\$15,435,468	\$26,157,412
				Construction	Project Change	Z230	STBG-URBANIZED >200K FAST	\$1,922,001	\$15,435,468	\$26,157,412
Portland State University	0000263	21037	Portal Regional Archive Data User Services - 2017	Other	Project Close	Z230	STBG-URBANIZED >200K FAST	(\$9,645)	\$200,000	\$222,891
Sherwood	6710005	18026	Cedar Creek/Tonquin Trail: OR99W - Murdock Rd Local Construct A Trail To Better Accommodate Ped Access Washington	Right of Way	Project Change	Z400	CONGESTION MITIGATION FAST	\$167,633	\$500,000	\$5,527,019
				Preliminary Engineering	Project Change	Z400	CONGESTION MITIGATION FAST	\$91,385	\$1,040,868	\$5,527,019
TriMet	0000239	18838	OR99W: Corridor Safety & Access To Transit	Preliminary Engineering	Project Change	Z301	TRANS ALTERNATIVES >200K FAST	(\$162,655)	\$876,100	\$3,605,000
Washington County	C067101	17461	Tualatin-Sherwood Rd: OR99W-Teton Ave Washington County	Construction	Project Close	M230	STP-URBANIZED >200K MAP-21	\$7,391	\$911,795	\$2,100,000
				Construction	Project Close	M230	STP-URBANIZED >200K MAP-21	(\$3,730)	\$911,795	\$2,100,000
Washington County	C067108	19359	Washington County Arterial Pedestrian Crossings	Planning	Project Close	M23E	STP-URBANIZED >200K MAP-21 EXT	(\$397,800)	\$636,000	\$708,793
Wilsonville	8280011	14429	Kinsman Rd: SW Boeckman - SW Barber (Wilsonville)	Construction	Project Change	Z230	STBG-URBANIZED >200K FAST	\$1,155,000	\$6,354,255	\$13,583,690
				Construction	Project Change	Z301	TRANS ALTERNATIVES >200K FAST	\$395,000	\$395,000	\$13,583,690
Total FHWA Awards								\$83,567,968		

FY 2019 FHWA by Federal Fund Source, Table 2

Lead Agency	Federal Project Number	ODOT Key Number	Project Title	Phase	Project Action	Fund Code	Fund Type	Fund Code Description	FFY19 Obligation Amount	Federal Amount Programmed	Total Project Cost Estimate
Portland	5900290	19300	North Rivergate Freight Project	Construction	Project Change	L1CE	Bridge	BRIDGE 85% ON/OFF S-LU EXT	\$987,030	\$15,435,468	\$26,157,412
ODOT	S091102	20465	OR99W: Barbur Blvd. Northbound Connection Bridge Over I-5	Preliminary Engineering	New Project	L1CE	Bridge	BRIDGE 85% ON/OFF S-LU EXT	\$135,456	\$308,420	\$2,498,667
ODOT	S091101	20702	OR-99W SB Ramp To I-5 SB (Capital Highway Interchange)	Preliminary Engineering	Project Change	L1C0	Bridge	BRIDGE PROGRAM - 85% ON/OFF	\$39,840	\$311,812	\$1,335,494
Bridge Total									\$1,162,327		
Portland	5900273	14409	Marine Drive Path: NE 112th Ave-NE 185th Ave Local Complete 4 Segments Of Path W/ Signal X-ings Multnomah	Preliminary Engineering	Project Change	L40E	CMAQ	CONGESTION MITIGATION S-LU EXT	(\$1,097)	\$250,347	\$1,450,179
				Construction	Project Change	Z400	CMAQ	CONGESTION MITIGATION FAST	\$271,029	\$715,653	\$1,450,179
				Construction	Project Change	Z400	CMAQ	CONGESTION MITIGATION FAST	\$444,624	\$715,653	\$1,450,179
Portland	5900251	17268	Red Electric Trail: SW Bertha Blvd - SW Capitol Highway	Construction	Project Withdrawal	M40E	CMAQ	CONGESTION MITIGAT MAP-21 EXT	(\$103,835)	\$1,359,410	\$4,002,142
				Construction	Project Withdrawal	Z400	CMAQ	CONGESTION MITIGATION FAST	(\$715,188)	\$1,359,410	\$4,002,142
				Construction	Project Withdrawal	Z400	CMAQ	CONGESTION MITIGATION FAST	(\$540,387)	\$1,359,410	\$4,002,142
ODOT	0000258	17458	ITS Network	Other	Project Close	Z400	CMAQ	CONGESTION MITIGATION FAST	(\$496)	\$60,000	\$72,439
Portland	5900272	17463	Active Corridor Management (Various City Streets) Multnomah County	Construction	Project Close	M400	CMAQ	CONGESTION MITIGATION MAP-21	(\$64,942)	\$1,097,139	\$1,522,890
				Construction	Project Close	M400	CMAQ	CONGESTION MITIGATION MAP-21	(\$22,701)	\$1,097,139	\$1,522,890
Multnomah County	C051098	18019	Arata Road: 223rd - 238th (Fairview/Wood Village) Local Construct Sidewalks, Lighting And Landscaping Multnomah	Preliminary Engineering	Project Close	L400	CMAQ	CONGESTION MITIGATION	(\$96,799)	\$300,000	\$6,757,144
				Preliminary Engineering	Project Close	M400	CMAQ	CONGESTION MITIGATION MAP-21	\$1,775	\$300,000	\$6,757,144
				Construction	Project Change	Z400	CMAQ	CONGESTION MITIGATION FAST	\$62,526	\$1,869,000	\$6,757,144
Sherwood	6710005	18026	Cedar Creek/Tonquin Trail: OR99W - Murdock Rd Local Construct A Trail To Better Accommodate Ped Access Washington	Right of Way	Project Change	Z400	CMAQ	CONGESTION MITIGATION FAST	\$167,633	\$500,000	\$5,527,019
				Preliminary Engineering	Project Change	Z400	CMAQ	CONGESTION MITIGATION FAST	\$91,385	\$1,040,868	\$5,527,019
Gresham	3125052	18306	East Metro Connections ITS Local Signal Hardware & Communications; Install Changeable Message Sign Multnomah	Preliminary Engineering	Project Change	Z400	CMAQ	CONGESTION MITIGATION FAST	(\$23,565)	\$318,542	\$1,685,002
				Other	Project Change	Z400	CMAQ	CONGESTION MITIGATION FAST	\$34,805	\$67,298	\$1,685,002
Portland	5900262	18416	Springwater Trail Gap: SE Umatilla - SE Linn St Local Construct Trail To Close The Existing Gap In Trail Sections Multnomah	Preliminary Engineering	Project Change	L400	CMAQ	CONGESTION MITIGATION	\$1,249	\$205,482	\$1,717,114
				Construction	Project Change	Z400	CMAQ	CONGESTION MITIGATION FAST	(\$114,653)	\$924,336	\$1,717,114
				Construction	Project Change	Z400	CMAQ	CONGESTION MITIGATION FAST	\$138,781	\$924,336	\$1,717,114
CMAQ Total									(\$469,857)		
ODOT	S091073	15190	OR99W: N Victory Blvd - N Argyle St (Portland) Pacific West Realign N Denver / N Schmeer Intersection; Signal & Bike Ped Impr Mult	Right of Way	Project Close	LZ2E	Equity Bonus	EQ BONUS SPEC LIM S-LU EXT	(\$13,947)	\$337,385	\$9,599,505

FY 2019 FHWA by Federal Fund Source, Table 2

Lead Agency	Federal Project Number	ODOT Key Number	Project Title	Phase	Project Action	Fund Code	Fund Type	Fund Code Description	FFY19 Obligation Amount	Federal Amount Programmed	Total Project Cost Estimate
ODOT	S068028	18757	OR213 Operational Improvements Cascade North Signal Upgrades Multnomah	Right of Way	Project Change	LZ2E	Equity Bonus	EQ BONUS SPEC LIM S-LU EXT	\$494	\$26,775	\$4,699,001
				Right of Way	Project Change	LZ2E	Equity Bonus	EQ BONUS SPEC LIM S-LU EXT	\$4,487	\$26,775	\$4,699,001
ODOT	S064052	18804	I-205: Johnson Creek To Glen Jackson Bridge-Pavement Preservation. Single Lift Inlay	Construction	Project Change	LZ1E	Equity Bonus	EQ BONUS EXEMPT LIM S-LU EXT	\$3,879	\$29,825,238	\$35,058,986
				Construction	Project Change	LZ1E	Equity Bonus	EQ BONUS EXEMPT LIM S-LU EXT	\$427	\$29,825,238	\$35,058,986
ODOT	S081080	20487	OR99E Over UPRR at Baldwin Street Bridge	Preliminary Engineering	Project Change	LZ2E	Equity Bonus	EQ BONUS SPEC LIM S-LU EXT	\$168,636	\$972,829	\$5,413,543
				Preliminary Engineering	Project Change	LZ20	Equity Bonus	EQUITY BONUS LIMITATION	\$88,479	\$972,829	\$5,413,543
Equity Bonus Total									\$252,454		
Metro	PR20101	20595	Portland Area MPO Planning SFY20	Planning	New Project	M77D	FTA Section 5303	FTA METROPOLITAN TRANSPORT	\$17,523	\$5,848,259	\$7,927,833
				Planning	New Project	Z77D	FTA Section 5303	FTA METROPOLITAN TRANSPORT	\$124,658	\$5,848,259	\$7,927,833
Metro	PR18101	19295, 20722	Portland Area MPO Planning SFY18	Planning	Project Close	Z77D	FTA Section 5303	FTA METROPOLITAN TRANSPORT	(\$70,672)	\$377,326	\$3,022,353
FTA Section 5303 Total									\$71,509		
ODOT	S068018	16150	OR213: Intersection Improvements, Couch-Division Cascade North Highway Multnomah County	Construction	Project Close	MS3E	HSIP	HIGHWAY SAFETY IMP PROG EXTENS	\$47,555	\$4,461,855	\$7,793,669
				Construction	Project Close	MS3E	HSIP	HIGHWAY SAFETY IMP PROG EXTENS	(\$160,875)	\$4,461,855	\$7,793,669
				Construction	Project Close	ZS30	HSIP	HIGHWAY SAFETY IMP PROG FAST	(\$142,714)	\$4,461,855	\$7,793,669
				Construction	Project Close	ZS30	HSIP	HIGHWAY SAFETY IMP PROG FAST	(\$15,699)	\$4,461,855	\$7,793,669
ODOT	S029025	17704	OR8 (TV Highway): SW 185th Ave Tualatin Valley Traffic Separators; Right Turn Lane & Adv Signal Head Washington	Right of Way	Project Close	ZS30	HSIP	HIGHWAY SAFETY IMP PROG FAST	\$40,757	\$508,519	\$4,947,999
				Right of Way	Project Close	ZS30	HSIP	HIGHWAY SAFETY IMP PROG FAST	\$429,019	\$508,519	\$4,947,999
				Construction	Project Change	ZS30	HSIP	HIGHWAY SAFETY IMP PROG FAST	\$265,242	\$2,939,587	\$4,947,999
ODOT	S029029	18791	OR8 at OR219 And SE 44th - SE 45th Ave (Hillsboro)	Preliminary Engineering	Project Change	MS3E	HSIP	HIGHWAY SAFETY IMP PROG EXTENS	\$65,290	\$858,820	\$2,840,445
ODOT	S026117	18795	US26 (Powell Blvd): SE 20th - SE 34th Mt Hood Crosswalk Signals, Rf Beacons, Striping, Signing & ADA Upgrades Multnomah	Construction	Project Change	ZS30	HSIP	HIGHWAY SAFETY IMP PROG FAST	\$29,420	\$3,230,000	\$4,605,516
				Construction	Project Change	ZS30	HSIP	HIGHWAY SAFETY IMP PROG FAST	\$267,450	\$3,230,000	\$4,605,516
ODOT	S091088	21071	OR99W: SW Naito Pkwy - SW Huber St Phase 2	Preliminary Engineering	Project Withdrawal	MS30	HSIP	HIGHWAY SAFETY IMP PROG	(\$124,168)	\$0	\$0
				Preliminary Engineering	Project Withdrawal	MS30	HSIP	HIGHWAY SAFETY IMP PROG	(\$13,658)	\$0	\$0
HSIP Total									\$687,618		
Portland	5900290	19300	North Rivergate Freight Project	Construction	Project Change	Z005	Hwy Infrastructure	HIGHWAY INFRA OVER 200K POP	\$5,185,063	\$15,435,468	\$26,157,412
Hwy Infrastructure Total									\$5,185,063		

FY 2019 FHWA by Federal Fund Source, Table 2

Lead Agency	Federal Project Number	ODOT Key Number	Project Title	Phase	Project Action	Fund Code	Fund Type	Fund Code Description	FFY19 Obligation Amount	Federal Amount Programmed	Total Project Cost Estimate
ODOT	S001498	18760	I-5 N Denver Ave NB Tunnel Illumination	Preliminary Engineering	Project Close	L010	IM	INTERSTATE MAINTENANCE	(\$3,169)	\$69,165	\$75,000
				Preliminary Engineering	Project Close	L010	IM	INTERSTATE MAINTENANCE	(\$349)	\$69,165	\$75,000
ODOT	S064052	18804	I-205: Johnson Creek To Glen Jackson Bridge-Pavement Preservation. Single Lift Inlay	Preliminary Engineering	Project Change	H010	IM	INTERSTATE MAINTENANCE STEA03	(\$88,661)	\$2,102,319	\$35,058,986
				Construction	Project Change	L01E	IM	INTERSTATE MAINT S-LU EXT	\$2,758,773	\$29,825,238	\$35,058,986
				Construction	Project Change	L01E	IM	INTERSTATE MAINT S-LU EXT	\$303,465	\$29,825,238	\$35,058,986
				Construction	Project Change	L010	IM	INTERSTATE MAINTENANCE	\$76,648	\$29,825,238	\$35,058,986
				Construction	Project Change	L010	IM	INTERSTATE MAINTENANCE	\$8,431	\$29,825,238	\$35,058,986
				Construction	Project Change	H010	IM	INTERSTATE MAINTENANCE STEA03	\$132,465	\$29,825,238	\$35,058,986
ODOT	S002231	20298	I-84: Fairview - Marine Drive	Preliminary Engineering	Project Change	L01E	IM	INTERSTATE MAINT S-LU EXT	\$52,946	\$481,324	\$521,930
				Preliminary Engineering	Project Change	L01E	IM	INTERSTATE MAINT S-LU EXT	\$481,324	\$481,324	\$521,930
ODOT	S002234	20410	I-84: I-205 - NE 181st Avenue	Preliminary Engineering	Project Change	L01E	IM	INTERSTATE MAINT S-LU EXT	\$105,398	\$479,083	\$8,823,033
				Preliminary Engineering	Project Change	L01E	IM	INTERSTATE MAINT S-LU EXT	\$958,166	\$479,083	\$8,823,033
IM Total									\$4,785,437		
Gresham	3125042	14393	NE Cleveland Ave: Stark St - Powell Blvd (Gresham)	Construction	Project Change	RPF9	Misc	REPURPOSED EARMARK FORMULA	\$203,150	\$562,567	\$1,507,153
				Construction	Project Change	RPS9	Misc	REPURPOSED EARMARK SPECIAL	\$94,054	\$562,567	\$1,507,153
Portland	5900253	18021	East Portland Active Transportation To Transit Local Develop Bikeway Network That Connects To Light Rail Multnomah	Preliminary Engineering	Project Change	L00E	Misc	EXTENSION OF ALLOC PROGRAMS	(\$29)	\$640,000	\$5,776,394
ODOT	S064052	18804	I-205: Johnson Creek To Glen Jackson Bridge-Pavement Preservation. Single Lift Inlay	Construction	Project Change	L00E	Misc	EXTENSION OF ALLOC PROGRAMS	\$30	\$29,825,238	\$35,058,986
Misc Total									\$297,204		
ODOT	S064052	18804	I-205: Johnson Creek To Glen Jackson Bridge-Pavement Preservation. Single Lift Inlay	Construction	Project Change	Z460	NHFP-Freight	NATIONAL HWY FREIGHT PROGRAM	\$5,006,897	\$29,825,238	\$35,058,986
				Construction	Project Change	Z460	NHFP-Freight	NATIONAL HWY FREIGHT PROGRAM	\$21,174,487	\$29,825,238	\$35,058,986
				Construction	Project Change	Z460	NHFP-Freight	NATIONAL HWY FREIGHT PROGRAM	\$2,879,952	\$29,825,238	\$35,058,986
ODOT	S064057	19786	I-205: Stafford Rd - OR99E	Planning	Project Change	Z460	NHFP-Freight	NATIONAL HWY FREIGHT PROGRAM	(\$51,436)	\$11,527,500	\$47,500,000
NHFP-Freight Total									\$29,009,900		

FY 2019 FHWA by Federal Fund Source, Table 2

Lead Agency	Federal Project Number	ODOT Key Number	Project Title	Phase	Project Action	Fund Code	Fund Type	Fund Code Description	FFY19 Obligation Amount	Federal Amount Programmed	Total Project Cost Estimate
ODOT	S001474	18262	I-5 SB: Broadway-Weidler Exit Ramp (Portland) Pacific Highway Multnomah County	Construction	Project Close	M0E1	NHPP	NATIONAL HWY PERF PROGRAM EXT	\$27,397	\$1,579,944	\$2,327,546
				Construction	Project Close	M0E1	NHPP	NATIONAL HWY PERF PROGRAM EXT	(\$54,036)	\$1,579,944	\$2,327,546
ODOT	S003015	18563	OR43: Ross Island Intchg NB Conn Deck Overlay	Construction	Project Close	Z001	NHPP	NATIONAL HIGHWAY PERF FAST	\$25,066	\$953,830	\$1,307,700
				Construction	Project Close	Z001	NHPP	NATIONAL HIGHWAY PERF FAST	(\$13,875)	\$953,830	\$1,307,700
ODOT	S001472	18564	I-5 Bridge Deck Rehab (Mp 301.00 To 302.00) Pacific Deck Overlay; Joints; End Panels; Br# 08583 Multnomah	Preliminary Engineering	Project Close	M001	NHPP	NATIONAL HIGHWAY PERF PROGRAM	(\$82,022)	\$521,642	\$4,345,190
				Preliminary Engineering	Project Close	M0E1	NHPP	NATIONAL HWY PERF PROGRAM EXT	(\$53,099)	\$521,642	\$4,345,190
ODOT	S081076	18759	OR99E Railroad Tunnel Illumination And ITS	Construction	Project Change	Z001	NHPP	NATIONAL HIGHWAY PERF FAST	\$28,350	\$1,334,285	\$1,940,000
				Construction	Project Change	Z001	NHPP	NATIONAL HIGHWAY PERF FAST	\$80,174	\$1,334,285	\$1,940,000
				Construction	Project Change	Z001	NHPP	NATIONAL HIGHWAY PERF FAST	\$177,553	\$1,334,285	\$1,940,000
				Preliminary Engineering	Project Change	Z001	NHPP	NATIONAL HIGHWAY PERF FAST	\$89,730	\$1,418,265	\$17,884,563
				Preliminary Engineering	Project Change	Z001	NHPP	NATIONAL HIGHWAY PERF FAST	\$9,870	\$1,418,265	\$17,884,563
				Construction	Project Change	Z001	NHPP	NATIONAL HIGHWAY PERF FAST	\$2,453,850	\$14,219,938	\$17,884,563
				Construction	Project Change	Z001	NHPP	NATIONAL HIGHWAY PERF FAST	\$10,368,138	\$14,219,938	\$17,884,563
				Construction	Project Change	Z001	NHPP	NATIONAL HIGHWAY PERF FAST	\$1,410,419	\$14,219,938	\$17,884,563
				Construction	Project Close	Z001	NHPP	NATIONAL HIGHWAY PERF FAST	(\$7,831,293)	\$5,066,591	\$6,628,385
				Construction	Project Close	Z001	NHPP	NATIONAL HIGHWAY PERF FAST	(\$4,697,809)	\$5,066,591	\$6,628,385
Construction	Project Close	Z001	NHPP	NATIONAL HIGHWAY PERF FAST	(\$1,378,205)	\$5,066,591	\$6,628,385				
ODOT	3410016	18806	US 26: Cornelius Pass Rd - NW 185th Ave Sunset Design For Adding A Travel Lane In Each Direction Washington	Preliminary Engineering	Project Change	Z001	NHPP	NATIONAL HIGHWAY PERF FAST	\$908,250	\$1,794,600	\$35,268,470
				Construction	Project Change	Z001	NHPP	NATIONAL HIGHWAY PERF FAST	\$6,502,099	\$16,041,778	\$35,268,470
ODOT	S001502	18836	I-5: N Tigard Interchange - E Portland Fwy, Interchange	Construction	Project Change	Z001	NHPP	NATIONAL HIGHWAY PERF FAST	\$244,513	\$24,228,828	\$29,697,132
				Construction	Project Change	Z001	NHPP	NATIONAL HIGHWAY PERF FAST	\$2,222,846	\$24,228,828	\$29,697,132
ODOT	S047113	19100	Regional Active Traffic Management (ATM) Project Sunset Design For It Project Multnomah	Construction	Project Change	Z001	NHPP	NATIONAL HIGHWAY PERF FAST	\$536,630	\$12,170,557	\$15,542,225
ODOT	S002222	19763	Graham Road Bridge Replacements	Preliminary Engineering	Project Change	Z001	NHPP	NATIONAL HIGHWAY PERF FAST	(\$1,719,840)	\$2,766,600	\$18,778,314
ODOT	S001526	20411	I-5: I-205 Interchange - Willamette River	Preliminary Engineering	Project Change	Z001	NHPP	NATIONAL HIGHWAY PERF FAST	\$299,715	\$875,385	\$9,986,280
				Preliminary Engineering	Project Change	Z001	NHPP	NATIONAL HIGHWAY PERF FAST	\$32,969	\$875,385	\$9,986,280
				Preliminary Engineering	Project Change	M0E1	NHPP	NATIONAL HWY PERF PROGRAM EXT	\$599,962	\$875,385	\$9,986,280
				Preliminary Engineering	Project Change	M0E1	NHPP	NATIONAL HWY PERF PROGRAM EXT	\$65,996	\$875,385	\$9,986,280

FY 2019 FHWA by Federal Fund Source, Table 2

Lead Agency	Federal Project Number	ODOT Key Number	Project Title	Phase	Project Action	Fund Code	Fund Type	Fund Code Description	FFY19 Obligation Amount	Federal Amount Programmed	Total Project Cost Estimate
ODOT	S091094	20436	OR99W at Durham Rd	Preliminary Engineering	Project Withdrawal	M001	NHPP	NATIONAL HIGHWAY PERF PROGRAM	(\$217,261)	\$0	\$0
				Preliminary Engineering	Project Withdrawal	M001	NHPP	NATIONAL HIGHWAY PERF PROGRAM	(\$23,899)	\$0	\$0
ODOT	S091089	20471	OR99W Tualatin River NB Bridge	Preliminary Engineering	Project Change	Z001	NHPP	NATIONAL HIGHWAY PERF FAST	\$89,968	\$987,030	\$1,100,000
				Preliminary Engineering	Project Change	Z001	NHPP	NATIONAL HIGHWAY PERF FAST	\$817,889	\$987,030	\$1,100,000
ODOT	S091101	20702	OR-99W SB Ramp To I-5 SB (Capital Highway Interchange)	Preliminary Engineering	Project Change	Z001	NHPP	NATIONAL HIGHWAY PERF FAST	\$306,271	\$311,812	\$1,335,494
ODOT	S064061	21400	I-205: I-5 - OR213, Phase 3 Sec.	Construction	New Project	Z001	NHPP	NATIONAL HIGHWAY PERF FAST	\$778,118	\$5,717,640	\$6,200,000
				Construction	New Project	Z001	NHPP	NATIONAL HIGHWAY PERF FAST	\$4,703,932	\$5,717,640	\$6,200,000
				Construction	New Project	Z001	NHPP	NATIONAL HIGHWAY PERF FAST	\$603,026	\$5,717,640	\$6,200,000
NHPP Total								\$17,311,392			
ODOT	S001472	18564	I-5 Bridge Deck Rehab (Mp 301.00 To 302.00) Pacific Deck Overlay; Joints; End Panels; Br# 08583 Multnomah	Construction	Project Close	Z002	NHPP-Exempt	NATIONAL HWY PERF EXEMPT FAST	\$591	\$3,485,492	\$4,345,190
				Construction	Project Close	Z002	NHPP-Exempt	NATIONAL HWY PERF EXEMPT FAST	(\$314,118)	\$3,485,492	\$4,345,190
ODOT	S081063	18776	OR99E: SE Harold St - SE Harrison St Pacific Hwy East 3R Pavement Preservation Project Various	Preliminary Engineering	Project Change	M002	NHPP-Exempt	NATIONAL HIGHWAY PERF EXEMPT	(\$369,703)	\$1,274,134	\$10,644,965
ODOT	S092059	18778	US30: NW Mcnamee Rd - NW Bridge Ave	Other	Project Close	M002	NHPP-Exempt	NATIONAL HIGHWAY PERF EXEMPT	\$37,345	\$107,905	\$6,628,385
				Other	Project Close	M002	NHPP-Exempt	NATIONAL HIGHWAY PERF EXEMPT	(\$85,411)	\$107,905	\$6,628,385
ODOT	S064052	18804	I-205: Johnson Creek To Glen Jackson Bridge-Pavement Preservation. Single Lift Inlay	Preliminary Engineering	Project Change	Z002	NHPP-Exempt	NATIONAL HIGHWAY PERF EXEMPT	(\$354,637)	\$2,102,319	\$35,058,986
				Preliminary Engineering	Project Change	Z002	NHPP-Exempt	NATIONAL HIGHWAY PERF EXEMPT	(\$39,010)	\$2,102,319	\$35,058,986
				Construction	Project Change	M002	NHPP-Exempt	NATIONAL HIGHWAY PERF EXEMPT	\$173,474	\$29,825,238	\$35,058,986
				Construction	Project Change	M002	NHPP-Exempt	NATIONAL HIGHWAY PERF EXEMPT	\$19,082	\$29,825,238	\$35,058,986
ODOT	S001502	18836	I-5: N Tigard Interchange - E Portland Fwy, Interchange	Preliminary Engineering	Project Change	M002	NHPP-Exempt	NATIONAL HIGHWAY PERF EXEMPT	(\$2,740)	\$3,157,867	\$29,697,132
				Preliminary Engineering	Project Change	M002	NHPP-Exempt	NATIONAL HIGHWAY PERF EXEMPT	(\$302)	\$3,157,867	\$29,697,132
				Preliminary Engineering	Project Change	Z002	NHPP-Exempt	NATIONAL HWY PERF EXEMPT FAST	(\$715,702)	\$3,157,867	\$29,697,132
NHPP-Exempt Total								(\$1,651,131)			

FY 2019 FHWA by Federal Fund Source, Table 2

Lead Agency	Federal Project Number	ODOT Key Number	Project Title	Phase	Project Action	Fund Code	Fund Type	Fund Code Description	FFY19 Obligation Amount	Federal Amount Programmed	Total Project Cost Estimate
Metro	PR20101	20595	Portland Area MPO Planning SFY20	Planning	New Project	Z450	PL	METROPOLITAN PLANNING FAST	\$2,613,221	\$5,848,259	\$7,927,833
Metro	PR19101	21271	Portland Area MPO Planning SFY19	Planning	Project Change	Z450	PL	METROPOLITAN PLANNING FAST	\$2,864,043	\$2,192,877	\$5,792,407
				Planning	Project Change	M450	PL	METROPOLITAN PLANNING MAP-21	\$137,039	\$2,192,877	\$5,792,407
Metro	PR18101	19295, 20722	Portland Area MPO Planning SFY18	Planning	Project Close	Z450	PL	METROPOLITAN PLANNING FAST	(\$80,594)	\$1,378,285	\$3,022,353
PL Total									\$5,533,709		
ODOT	S068021	18779	OR213: SE Lindy St - SE King Rd Cascade North 3R Paving Preservation Project Clackamas	Preliminary Engineering	Project Change	Z030	Redistribution	REDISTRIB CERTAIN AUTH FAST	\$3	\$38,894	\$6,536,310
				Preliminary Engineering	Project Change	Z030	Redistribution	REDISTRIB CERTAIN AUTH FAST	\$27	\$38,894	\$6,536,310
ODOT	S064052	18804	I-205: Johnson Creek To Glen Jackson Bridge-Pavement Preservation. Single Lift Inlay	Construction	Project Change	M03E	Redistribution	REDIST CERTAIN AUTH MAP-21 EXT	\$507,891	\$29,825,238	\$35,058,986
				Construction	Project Change	M03E	Redistribution	REDIST CERTAIN AUTH MAP-21 EXT	\$55,868	\$29,825,238	\$35,058,986
King City	3915001	18807	King City Sidewalk Infill Local Sidewalk Infills Washington	Preliminary Engineering	Project Close	Z030	Redistribution	REDISTRIB CERTAIN AUTH FAST	(\$47,902)	\$342,130	\$1,119,247
Redistribution Total									\$515,888		
ODOT	S029029	18791	OR8 at OR219 And SE 44th - SE 45th Ave (Hillsboro)	Construction	Project Change	ZS32	Sec 164 Penalties	SEC 164 PENALTIES HSIP FAST	\$184,282	\$1,675,292	\$2,840,445
				Construction	Project Change	ZS32	Sec 164 Penalties	SEC 164 PENALTIES HSIP FAST	\$501,166	\$1,675,292	\$2,840,445
				Construction	Project Change	ZS32	Sec 164 Penalties	SEC 164 PENALTIES HSIP FAST	\$1,174,126	\$1,675,292	\$2,840,445
ODOT	S001509	20430	I-5: MP 303.27 To MP 308.63	Construction	Project Change	ZS32	Sec 164 Penalties	SEC 164 PENALTIES HSIP FAST	\$705,430	\$6,413,000	\$7,799,500
				Construction	Project Change	ZS32	Sec 164 Penalties	SEC 164 PENALTIES HSIP FAST	\$1,220,154	\$6,413,000	\$7,799,500
				Construction	Project Change	ZS32	Sec 164 Penalties	SEC 164 PENALTIES HSIP FAST	\$5,192,846	\$6,413,000	\$7,799,500
ODOT	S091088	21071	OR99W: SW Naito Pkwy - SW Huber St Phase 2	Preliminary Engineering	Project Withdrawal	ZS32	Sec 164 Penalties	SEC 164 PENALTIES HSIP FAST	(\$37,832)	\$0	\$0
				Preliminary Engineering	Project Withdrawal	ZS32	Sec 164 Penalties	SEC 164 PENALTIES HSIP FAST	(\$4,162)	\$0	\$0
Sec 164 Penalties Total									\$8,936,011		
ODOT	S091068	15190	OR99W: N Victory Blvd - N Argyle St (Portland) Pacific Highway West Multnomah County	Construction	Project Close	M240	STP/STBG - Flex	SURFACE TRANS FLEX - MAP-21	(\$602,354)	\$5,346,566	\$9,599,505
				Construction	Project Close	M240	STP/STBG - Flex	SURFACE TRANS FLEX - MAP-21	(\$59,388)	\$5,346,566	\$9,599,505
Portland	5900238	17740	N Going Bike/Ped: N Vancouver Ave-N Channel Ave Multnomah County	Construction	Project Close	L24E	STP/STBG - Flex	SURFACE TRANS FLEX S-LU EXT	(\$35,945)	\$1,206,689	\$2,333,000
				Construction	Project Close	L24E	STP/STBG - Flex	SURFACE TRANS FLEX S-LU EXT	\$35,945	\$1,206,689	\$2,333,000
				Construction	Project Close	Z240	STP/STBG - Flex	SURFACE TRANSP BLOCK GRTS-FLEX	\$137,276	\$1,206,689	\$2,333,000
Multnomah County	C051099	18383	Burnside St: Willamette River Br Paint & Rehab Local Paint & Rehab Bridge # 00511 Multnomah	Preliminary Engineering	Project Change	M240	STP/STBG - Flex	SURFACE TRANS FLEX - MAP-21	(\$860,925)	\$4,037,850	\$31,778,796
ODOT	S081076	18759	OR99E Railroad Tunnel Illumination And	Preliminary	Project Change	Z240	STP/STBG - Flex	SURFACE TRANSP BLOCK GRTS-	(\$66,437)	\$406,477	\$1,940,000

FY 2019 FHWA by Federal Fund Source, Table 2

Lead Agency	Federal Project Number	ODOT Key Number	Project Title	Phase	Project Action	Fund Code	Fund Type	Fund Code Description	FFY19 Obligation Amount	Federal Amount Programmed	Total Project Cost Estimate
			ITS	Engineering				FLEX			
ODOT	S081073	18769	OR99E Rockfall Mitigation MP 12.62 - MP 14.06	Preliminary Engineering	Project Change	Z240	STP/STBG - Flex	SURFACE TRANSP BLOCK GRTS-FLEX	(\$8,326)	\$283,547	\$2,288,999
ODOT	S047113	19100	Regional Active Traffic Management (ATM) Project Sunset Design For It Project Multnomah	Preliminary Engineering	Project Change	Z240	STP/STBG - Flex	SURFACE TRANSP BLOCK GRTS-FLEX	\$534,939	\$1,437,225	\$15,542,225
ODOT	S068030	19141	OR213: King Rd Mt Scott Creek Bridge ADA Ramps	Right of Way	Project Change	M24E	STP/STBG - Flex	SURFACE TRANS FLEX- MAP-21 EXT	(\$3,373)	\$476,466	\$1,431,000
				Preliminary Engineering	Project Change	M24E	STP/STBG - Flex	SURFACE TRANS FLEX- MAP-21 EXT	(\$20,205)	\$179,460	\$1,431,000
				Preliminary Engineering	Project Change	M24E	STP/STBG - Flex	SURFACE TRANS FLEX- MAP-21 EXT	\$55,583	\$179,460	\$1,431,000
Metro	S000978	19551	Metro Drive Less Connect Outreach Program (2015-17). Promote & Encourage The Use Of Carpools, Vanpools, Transit, Biking, Etc.	Other	Project Close	M24E	STP/STBG - Flex	SURFACE TRANS FLEX- MAP-21 EXT	(\$246,665)	\$525,061	\$538,621
ODOT	S123022	20413	US30BY (Lombard) Safety Extension	Right of Way	Project Change	Z240	STP/STBG - Flex	SURFACE TRANSP BLOCK GRTS-FLEX	\$67,904	\$967,635	\$18,501,603
				Right of Way	Project Change	Z240	STP/STBG - Flex	SURFACE TRANSP BLOCK GRTS-FLEX	\$617,307	\$967,635	\$18,501,603
ODOT	S081080	20487	OR99E Over UPRR at Baldwin Street Bridge	Preliminary Engineering	Project Change	Z240	STP/STBG - Flex	SURFACE TRANSP BLOCK GRTS-FLEX	\$237,851	\$972,829	\$5,413,543
Metro	S000833	16930, 18443	SW Rideshare Online-Drive Less Connect (13-15) / Statewide Rideshare / TDM Program	Other	Project Close	M240	STP/STBG - Flex	SURFACE TRANS FLEX - MAP-21	(\$180,000)	\$317,461	\$353,796
STP/STBG - Flex Total									(\$396,813)		
Portland	5900276	13502	NE Columbia Blvd At MLK Jr Blvd Local Construct Rt Turn Lane, Sidewalk, ADA Ramps & Planting Strip Multnomah	Right of Way	Project Re-Open	L23E	STP/STBG-Urban	STP- URBANIZED AREAS S-LU EXT	(\$300)	\$650,543	\$3,859,260
				Preliminary Engineering	Project Close	L23E	STP/STBG-Urban	STP- URBANIZED AREAS S-LU EXT	(\$671,404)	\$1,242,466	\$3,859,260
Portland	5900230	13529	Division St Reconstruction Project: SE 6th-SE 39th Various Highways Multnomah County	Construction	Project Close	L23E	STP/STBG-Urban	STP- URBANIZED AREAS S-LU EXT	(\$481,333)	\$2,500,000	\$4,792,275
				Construction	Project Close	L23E	STP/STBG-Urban	STP- URBANIZED AREAS S-LU EXT	\$439,897	\$2,500,000	\$4,792,275
Gresham	3125032	14393	NE Cleveland Ave: Stark St - Powell Blvd (Gresham)	Preliminary Engineering	Project Close	M230	STP/STBG-Urban	STP-URBANIZED >200K MAP-21	(\$19,103)	\$279,958	\$1,507,153
				Construction	Project Change	Z230	STP/STBG-Urban	STBG-URBANIZED >200K FAST	(\$203,150)	\$562,567	\$1,507,153
				Construction	Project Change	Z230	STP/STBG-Urban	STBG-URBANIZED >200K FAST	(\$94,054)	\$562,567	\$1,507,153
Wilsonville	8280011	14429	Kinsman Rd: SW Boeckman - SW Barber (Wilsonville)	Construction	Project Change	Z230	STP/STBG-Urban	STBG-URBANIZED >200K FAST	\$1,155,000	\$6,354,255	\$13,583,690

FY 2019 FHWA by Federal Fund Source, Table 2

Lead Agency	Federal Project Number	ODOT Key Number	Project Title	Phase	Project Action	Fund Code	Fund Type	Fund Code Description	FFY19 Obligation Amount	Federal Amount Programmed	Total Project Cost Estimate
Multnomah County	C051102	14438	Stark St Beaver Creek Culvert	Preliminary Engineering	Project Change	L23E	STP/STBG-Urban	STP- URBANIZED AREAS S-LU EXT	\$2,514	\$188,433	\$1,224,454
				Preliminary Engineering	Project Change	M23E	STP/STBG-Urban	STP-URBANIZED >200K MAP-21 EXT	(\$34,097)	\$188,433	\$1,224,454
Gresham	3125051	15601	190th Dr: Pleasant View/Highland - Willow Parkway Multnomah County	Construction	Project Close	M230	STP/STBG-Urban	STP-URBANIZED >200K MAP-21	(\$164,737)	\$442,973	\$1,536,380
				Construction	Project Close	M230	STP/STBG-Urban	STP-URBANIZED >200K MAP-21	\$149,914	\$442,973	\$1,536,380
Portland	5900251	17268	Red Electric Trail: SW Bertha Blvd - SW Capitol Highway	Construction	Project Withdrawal	Z230	STP/STBG-Urban	STBG-URBANIZED >200K FAST	(\$196,160)	\$196,160	\$4,002,142
ODOT	0000258	17458	ITS Network	Other	Project Close	Z230	STP/STBG-Urban	STBG-URBANIZED >200K FAST	(\$3,800)	\$5,000	\$72,439
Washington County	C067101	17461	Tualatin-Sherwood Rd: OR99W-Teton Ave Washington County	Construction	Project Close	M230	STP/STBG-Urban	STP-URBANIZED >200K MAP-21	\$7,391	\$911,795	\$2,100,000
				Construction	Project Close	M230	STP/STBG-Urban	STP-URBANIZED >200K MAP-21	(\$3,730)	\$911,795	\$2,100,000
Clackamas County	S000899	18001	Clackamas County Regional Freight ITS / System Enhancements To Reduce Freight Delays In Congested Areas	Preliminary Engineering	Project Change	Z230	STP/STBG-Urban	STBG-URBANIZED >200K FAST	\$7,036	\$318,577	\$2,312,493
				Preliminary Engineering	Project Change	M23E	STP/STBG-Urban	STP-URBANIZED >200K MAP-21 EXT	\$55,000	\$318,577	\$2,312,493
Forest Grove	2620009	18003	OR8 At Quince St. (Forest Grove)	Preliminary Engineering	Project Change	L23E	STP/STBG-Urban	STP- URBANIZED AREAS S-LU EXT	(\$1,166)	\$568,888	\$4,171,382
				Preliminary Engineering	Project Change	M23E	STP/STBG-Urban	STP-URBANIZED >200K MAP-21 EXT	(\$16,689)	\$568,888	\$4,171,382
				Other	Project Change	M23E	STP/STBG-Urban	STP-URBANIZED >200K MAP-21 EXT	(\$158,224)	\$381,104	\$4,171,382
Milwaukie	4865018	18018	17th Ave Trail: SE Ochoco - SE McLoughlin	Construction	Project Close	Z230	STP/STBG-Urban	STBG-URBANIZED >200K FAST	\$64,348	\$2,396,774	\$4,605,022
				Construction	Project Close	M23E	STP/STBG-Urban	STP-URBANIZED >200K MAP-21 EXT	\$103,677	\$2,396,774	\$4,605,022
				Construction	Project Close	M23E	STP/STBG-Urban	STP-URBANIZED >200K MAP-21 EXT	(\$693,524)	\$2,396,774	\$4,605,022
Multnomah County	C051103	18020	Sandy Blvd: 230th Ave - 238th Dr (Wood Village) Local Correct Substandard Conditions On Sandy Blvd Multnomah	Preliminary Engineering	Project Change	M230	STP/STBG-Urban	STP-URBANIZED >200K MAP-21	(\$22,383)	\$157,702	\$2,467,721
Portland	5900253	18021	East Portland Active Transportation To Transit Local Develop Bikeway Network That Connects To Light Rail Multnomah	Construction	Project Change	Z230	STP/STBG-Urban	STBG-URBANIZED >200K FAST	\$373,723	\$2,612,025	\$5,776,394
				Construction	Project Change	Z230	STP/STBG-Urban	STBG-URBANIZED >200K FAST	\$445,053	\$2,612,025	\$5,776,394
Portland	5900287	18022	Foster Road Streetscape: SE 50th - SE 92nd Ave	Preliminary Engineering	Project Change	Z230	STP/STBG-Urban	STBG-URBANIZED >200K FAST	(\$484,993)	\$1,204,177	\$8,853,456
Clackamas County	C005093	18305	Sunnyside Rd Adaptive Signal System Local Design Adaptive Signal System & Transit Signal Priority Clackamas	Preliminary Engineering	Project Close	Z230	STP/STBG-Urban	STBG-URBANIZED >200K FAST	(\$1,542)	\$227,507	\$1,392,098
				Preliminary Engineering	Project Close	M230	STP/STBG-Urban	STP-URBANIZED >200K MAP-21	\$3,099	\$227,507	\$1,392,098
Portland	5900283	18308	N/NE Columbia Blvd Traffic/Transit Signal Upgrade	Preliminary Engineering	Project Change	Z230	STP/STBG-Urban	STBG-URBANIZED >200K FAST	\$188,433	\$188,433	\$1,225,900
Portland	5900290	19300	North Rivergate Freight Project	Construction	Project Change	Z230	STP/STBG-Urban	STBG-URBANIZED >200K FAST	\$1,922,001	\$15,435,468	\$26,157,412

FY 2019 FHWA by Federal Fund Source, Table 2

Lead Agency	Federal Project Number	ODOT Key Number	Project Title	Phase	Project Action	Fund Code	Fund Type	Fund Code Description	FFY19 Obligation Amount	Federal Amount Programmed	Total Project Cost Estimate
Washington County	C067108	19359	Washington County Arterial Pedestrian Crossings	Planning	Project Close	M23E	STP/STBG-Urban	STP-URBANIZED >200K MAP-21 EXT	(\$397,800)	\$636,000	\$708,793
ODOT	S026126	19690	US26 (Powell Blvd): SE 122nd Ave - SE 136th Ave	Construction	Project Change	Z230	STP/STBG-Urban	STBG-URBANIZED >200K FAST	\$330,000	\$7,332,285	\$25,981,542
Gresham	3125061	20808	NE Cleveland Ave: SE Stark St - NE Burnside	Construction	Project Change	Z230	STP/STBG-Urban	STBG-URBANIZED >200K FAST	\$3,000,000	\$7,332,285	\$25,981,542
Portland State University	0000263	21037	Portal Regional Archive Data User Services - 2017	Preliminary Engineering	New Project	Z230	STP/STBG-Urban	STBG-URBANIZED >200K FAST	\$451,491	\$451,491	\$4,188,203
Metro	PR15001	15545, 15618, 17308, 17429, 17624, 18005, 18015, 18089, 18435, 18436, 18437, 18438, 18439, 18440	Statewide Planning And Research, State Fiscal Years 2014-2015	Other	Project Close	Z230	STP/STBG-Urban	STBG-URBANIZED >200K FAST	(\$9,645)	\$200,000	\$222,891
				Planning	Project Close	L23E	STP/STBG-Urban	STP- URBANIZED AREAS S-LU EXT	(\$72,448)	\$2,753,040	\$3,068,138
				Planning	Project Close	L23R	STP/STBG-Urban	STP-URBANIZED AREAS RE.	(\$211,857)	\$2,753,040	\$3,068,138
							STP/STBG-Urban Total		\$4,756,439		
ODOT	S029031	18839	OR8: SW 192nd Ave (Aloha) - SW 160th Ave (Beaverton)	Preliminary Engineering	Project Change	Z300	TA/TAP- Flex	TRANSP ALTERNATIVES FLEX FAST	\$425,500	\$425,500	\$1,698,000
							TA/TAP- Flex Total		\$425,500		
ODOT	S029031	18839	OR8: SW 192nd Ave (Aloha) - SW 160th Ave (Beaverton)	Right of Way	Project Change	Z302	TA/TAP-5-200K	TRANS ALTERNATIVES 5-200K FAST	\$61,914	\$176,768	\$1,698,000
							TA/TAP-5-200K Total		\$61,914		
Wilsonville	8280011	14429	Kinsman Rd: SW Boeckman - SW Barber (Wilsonville)	Construction	Project Change	Z301	TA/TAP-Urban	TRANS ALTERNATIVES >200K FAST	\$395,000	\$395,000	\$13,583,690
Clackamas County	C005101	17881	SE 122nd Ave & 132nd Ave: Sidewalk Connections	Construction	Project Change	Z301	TA/TAP-Urban	TRANS ALTERNATIVES >200K FAST	\$58,114	\$10,695	\$1,095,878
Portland	5900284	18814	Connected Cully	Preliminary Engineering	Project Change	M3E1	TA/TAP-Urban	TAP URB AREA >200K MAP-21 EXT	(\$247,214)	\$559,442	\$4,406,526
				Preliminary Engineering	Project Change	M301	TA/TAP-Urban	TAP -URBANIZED AREAS POP >200K	(\$49,655)	\$559,442	\$4,406,526
				Preliminary Engineering	Project Change	Z301	TA/TAP-Urban	TRANS ALTERNATIVES >200K FAST	(\$38,745)	\$559,442	\$4,406,526
TriMet	0000239	18838	OR99W: Corridor Safety & Access To Transit	Preliminary Engineering	Project Change	Z301	TA/TAP-Urban	TRANS ALTERNATIVES >200K FAST	(\$162,655)	\$876,100	\$3,605,000

FY 2019 FHWA by Federal Fund Source, Table 2

Lead Agency	Federal Project Number	ODOT Key Number	Project Title	Phase	Project Action	Fund Code	Fund Type	Fund Code Description	FFY19 Obligation Amount	Federal Amount Programmed	Total Project Cost Estimate
ODOT	5900302	20333	Seventies Neighborhood Greenway	Preliminary Engineering	New Project	Z301	TA/TAP-Urban	TRANS ALTERNATIVES >200K FAST	\$373,907	\$373,949	\$5,010,706
								TA/TAP-Urban Total	\$328,752		
Forest Grove	2620009	18003	OR8 At Quince St. (Forest Grove)	Construction	Project Change	M040	TIFIA	TIFIA REDISTRIBUTION MAP-21	(\$9,057)	\$1,741,628	\$4,171,382
				Construction	Project Change	M040	TIFIA	TIFIA REDISTRIBUTION MAP-21	(\$5,994)	\$1,741,628	\$4,171,382
ODOT	S002224	19531	I-84 / I-5: Banfield Interchange Deck Overlay & Bridge	Preliminary Engineering	Project Change	M040	TIFIA	TIFIA REDISTRIBUTION MAP-21	(\$494,861)	\$1,018,109	\$10,339,343
				Preliminary Engineering	Project Change	M040	TIFIA	TIFIA REDISTRIBUTION MAP-21	(\$54,435)	\$1,018,109	\$10,339,343
								TIFIA Total	(\$564,348)		
Portland	5900290	19300	North Rivergate Freight Project	Construction	Project Change	ATDG	TIGER VIII	NATL INFRA INVEST TIGER VIII	\$2,015,683	\$15,435,468	\$26,157,412
				Construction	Project Change	ATDG	TIGER VIII	NATL INFRA INVEST TIGER VIII	\$5,313,317	\$15,435,468	\$26,157,412
								TIGER VIII Total	\$7,329,000		
									Total FHWA Awards	\$83,567,968	

FFY19 FTA Report, Table 3

Lead Agency	FTA Grant No.	ODOT Key No.	Project Name	FTA/FHWA Fund Code	FFY19 Obligation Amount	Federal Amount Programmed	Total Project Cost Estimate
Metro	OR-2019-028-00	20896	FY19 STBG/flex transfer to 5307 for Regional Safe Routes to School	FHWA Transfer - STP/STBG Urbanized Area Funds (Z230)	\$1,500,000	\$1,500,000	\$1,671,682
ODOT Public Transit	1723-2019-02	19990	TriMet Purchased Services	49 USC 5310 - Elderly and Individuals with Disabilities	\$1,516,228	\$1,516,228	\$1,689,834
SMART/Wilsonville	OR-2018-017-01	19306	SMART Associated Transit Improvements & PM	49 USC 5307 - Urbanized Area Formula	\$408,515	\$480,000	\$510,644
SMART/Wilsonville	OR-2019-008-00	19321	Scheduling Software	49 USC 5339 - Formula Bus Program	\$54,528	\$70,000	\$68,160
SMART/Wilsonville	OR-2019-014-00	18119/21343	TDM/Mobility Management	FHWA Transfer - STP/STBG Urbanized Area Funds (Z230)	\$152,193	\$152,193	\$169,612
SMART/Wilsonville	OR-2019-015-00	21462	Bus Replacement Hybrid Diesel	49 USC 5339 - Formula Bus Program	\$320,000	\$320,000	\$450,000
SMART/Wilsonville	OR-2019-016-00	19307	PM, Radios, Shelter Improvements, Software	49 USC 5307 - Urbanized Area Formula	\$390,898	\$500,000	\$488,623
SMART/Wilsonville	OR-2019-029-00	19305	Replacement Electric Bus, Misc. Equipment, Charging Station, Training	49 USC 5307 - Urbanized Area Formula	\$428,647	\$440,000	\$952,941
SMART/Wilsonville	OR-2019-029-00	19911	Replacement Electric Bus, Misc. Equipment, Charging Station, Training	FHWA Transfer - STBG Flex - State (Z240)	\$381,353	\$381,353	\$952,941
TriMet	OR-2019-001-00	19334	FY2018 Section 5307 Bus Preventive Maintenance	49 USC 5307 - Urbanized Area Formula	\$39,075,831	\$39,695,830	\$48,844,789
TriMet	OR-2019-003-00	19341	FY2018 Section 5337 State of Good Repair	49 USC 5337 - State of Good Repair	\$27,387,307	\$25,887,564	\$34,234,134
TriMet	OR-2019-004-00	20847	FY2018 Section 5339(c) Low or No Emission Bus Project	49 USC 5339(c) - FAST Act Section 3017	\$2,290,000	\$2,290,000	\$4,673,469
TriMet	OR-2019-005-00	19347	FY2018 5310 LU Mobility Mgmt, POS, PM & Operating	49 USC 5310 - Elderly and Individuals with Disabilities	\$1,199,632	\$1,199,632	\$1,847,964
TriMet	OR-2019-006-00	19331	FY2018 5339 Bus Purchase	49 USC 5339 - Formula Bus Program	\$3,741,718	\$3,741,718	\$4,677,148
TriMet	OR-2019-009-00	19341	FY2018 Section 5337 State of Good Repair	49 USC 5337 - State of Good Repair	\$17,255	\$25,887,564	\$34,234,134
TriMet	OR-2019-010-00	20830	FY2019 CMAQ & STBG for Debt Service Payments	FHWA Transfer - CMAQ Funds (Z400)	\$11,000,000	\$11,000,000	\$12,258,998
TriMet	OR-2019-010-00	20830	FY2019 CMAQ & STBG for Debt Service Payments	FHWA Transfer - STBG Urbanized Area Funds (Z230)	\$9,380,000	\$9,380,000	\$10,453,583
TriMet	OR-2019-011-00	20827	FY2019 5337 SGR HIFG Preventive Maintenance	49 USC 5337 - State of Good Repair	\$26,440,519	\$24,982,326	\$33,050,649
TriMet	OR-2019-012-00	20821	FY2019 Section 5307 Preventive Maintenance (Rail)	49 USC 5307 - Urbanized Area Formula	\$12,347,404	\$39,588,966	\$15,434,255
TriMet	OR-2019-012-00	20821	FY2019 Section 5307 Preventive Maintenance (Bus)	49 USC 5307 - Urbanized Area Formula	\$29,000,000	\$39,588,966	\$36,250,000
TriMet	OR-2019-013-00	21344	FY2018 STBG Regional Transportation Options (RTO) Program	FHWA Transfer - STP/STBG Urbanized Area Funds (Z230)	\$502,623	\$502,626	\$560,150
TriMet	OR-2019-017-00	18050	FY2014 5307 Associated Transit Improvements (TE)	49 USC 5307 - Urbanized Area Formula	\$282,454	\$361,101	\$353,067
TriMet	OR-2019-017-00	18051	FY2015 5307 Associated Transit Improvements (TE)	49 USC 5307 - Urbanized Area Formula	\$436,376	\$357,850	\$545,470
TriMet	OR-2019-019-00	21263	FY2019 STBG for Preventive Maintenance	FHWA Transfer - STP/STBG Urbanized Area Funds (Z230)	\$3,190,169	\$3,190,169	\$3,555,298

FFY19 FTA Report, Table 3

Lead Agency	FTA Grant No.	ODOT Key No.	Project Name	FTA/FHWA Fund Code	FFY19 Obligation Amount	Federal Amount Programmed	Total Project Cost Estimate
TriMet	OR-2019-019-00	20840	FY2019 STBG for Preventive Maintenance	FHWA Transfer - STP/STBG Urbanized Area Funds (Z230)	\$1,596,466	\$1,596,466	\$1,779,189
TriMet	OR-2019-020-00	19712	FY2018 5307 Community Job Connectors	49 USC 5307 - Urbanized Area Formula	\$1,037,088	\$1,037,088	\$2,074,176
TriMet	OR-2016-007-03	20843	FY2019 5309NS Milwaukie Light Rail	49 USC 5309 - Fixed Guideway Modernization	\$45,199,856	\$65,664,144	\$1,490,000,000
TriMet	OR-2019-032-00	20818	FY2019 5339 Bus Purchase	49 USC 5339 - Formula Bus Program	\$3,515,408	\$3,429,133	\$4,394,260
TriMet	OR-2019-036-00	20827	FY2019 5337 Preventive Maintenance	49 USC 5337 - State of Good Repair	\$14,827	\$24,982,326	\$33,069,182
Total FTA Awards					\$222,807,295		

Advanced Construction, Table 4

Project Number	Recipient Project Number	Project Title	Project Action	Program Code	Anticipated Fund Type	Anticipated Federal Program Code	Improvement Type Description	FY2019 Advance Construction
S029024	17704	OR8: SW 185th Ave. Sec Tualatin Valley Highway	Project Change	ZS30	HSIP	HIGHWAY SAFETY IMP PROG FAST	Safety	\$48,312
S026126	19690	US26 (Powell Blvd): SE 122nd Ave - SE 136th Ave	Project Change	ZS30	HSIP	HIGHWAY SAFETY IMP PROG FAST	Administration	\$461,561
			Project Change	ZS30	HSIP	HIGHWAY SAFETY IMP PROG FAST	Safety	\$1,396,614
			Project Change	ZS30	HSIP	HIGHWAY SAFETY IMP PROG FAST	Construction Engineering	\$2,799,396
HSIP Total								\$4,705,883
S174013	18772	OR212: UPRR - US26	Project Change	Z001	NHPP	NATIONAL HIGHWAY PERF FAST	4R - No Added Capacity	\$4,394,958
S001483	19071	I-5 Rose Quarter Improvements Project	Project Change	Z001	NHPP	NATIONAL HIGHWAY PERF FAST	Preliminary Engineering	\$2,047,284
S001482	19651	I-5: Interstate Br (NB) Trunion Shaft Replacement	Project Change	Z001	NHPP	NATIONAL HIGHWAY PERF FAST	Administration	\$64,499
			Project Change	Z001	NHPP	NATIONAL HIGHWAY PERF FAST	Construction Engineering	\$208,903
			Project Change	Z001	NHPP	NATIONAL HIGHWAY PERF FAST	Bridge Preventive Maintenance	\$377,452
S001499	19652	I-5: Marquam Br Electric & Lighting System Replace	Project Change	Z001	NHPP	NATIONAL HIGHWAY PERF FAST	Construction Engineering	\$420,878
			Project Change	Z001	NHPP	NATIONAL HIGHWAY PERF FAST	Bridge Rehabilitation - No Added Capacity	\$2,151,400
S002222	19763	Graham Road Bridge Replacements	Project Change	Z001	NHPP	NATIONAL HIGHWAY PERF FAST	Bridge Replacement - Added Capacity	\$2,447,147
S064057	19786	I-205:Stafford Rd - OR99E	Project Change	Z001	NHPP	NATIONAL HIGHWAY PERF FAST	Preliminary Engineering	\$52,512,835
S144030	19918	OR217/OR224: Bridge Rail Retrofit	Project Change	Z001	NHPP	NATIONAL HIGHWAY PERF FAST	Administration	\$16,385
			Project Change	Z001	NHPP	NATIONAL HIGHWAY PERF FAST	Preliminary Engineering	\$148,959
S047121	20300	US26: OR217 - Cornell Rd	New Project	Z001	NHPP	NATIONAL HIGHWAY PERF FAST	Administration	\$98,703
			New Project	Z001	NHPP	NATIONAL HIGHWAY PERF FAST	Preliminary Engineering	\$897,300
SA00269	20451	OR8 At River Rd & OR224 At Lake Rd	New Project	Z001	NHPP	NATIONAL HIGHWAY PERF FAST	Preliminary Engineering	\$1,311,248
S091102	20465	OR99W: Barbur Blvd. Northbound Connection Bridge Over I-5	New Project	Z001	NHPP	NATIONAL HIGHWAY PERF FAST	Preliminary Engineering	\$206,890
S064059	21157	I-205: Johnson Creek - Glenn Jackson Bridge Phase 2	Project Change	M0E1	NHPP	NATIONAL HWY PERF PROGRAM EXT	Administration	\$1,014
			Project Change	M0E1	NHPP	NATIONAL HWY PERF PROGRAM EXT	Right of Way	\$9,222
S026163	21315	Inner Powell Blvd Cost To Upgrade Study	Project Change	Z001	NHPP	NATIONAL HIGHWAY PERF FAST	Administration	\$34,164
			Project Change	Z001	NHPP	NATIONAL HIGHWAY PERF FAST	Planning	\$310,581
SA00225	21371	I-5 And I-205: Portland Metropolitan Value Pricing Program	New Project	Z001	NHPP	NATIONAL HIGHWAY PERF FAST	Administration	\$608,652

Advanced Construction, Table 4

Project Number	Recipient Project Number	Project Title	Project Action	Program Code	Anticipated Fund Type	Anticipated Federal Program Code	Improvement Type Description	FY2019 Advance Construction
			New Project	Z001	NHPP	NATIONAL HIGHWAY PERF FAST	Planning	\$5,533,200
NHPP Total								\$73,801,674
S068030	19141	OR213: King Rd Mt Scott Creek Bridge ADA Ramps	Project Change	M0E2	NHPP - Exempt	NATIONAL HWY PERF EXEMPT EXTEN	Administration	\$16,481
			Project Change	M0E2	NHPP - Exempt	NATIONAL HWY PERF EXEMPT EXTEN	Facilities for Pedestrians and Bicycles	\$147,824
NHPP - Exempt Total								\$164,305
S144026	18841	OR217:OR10 – 99W SB Auxiliary Lane	Project Change	Z240	STBG - FLEX	SURFACE TRANSP BLOCK GRTS-FLEX	Preliminary Engineering	\$1,567,740
S064056	19721	I-205 NB: MP13.3 - Sunnybrook Exit	Project Change	Z240	STBG - FLEX	SURFACE TRANSP BLOCK GRTS-FLEX	Construction Engineering	\$18,284
			Project Change	Z240	STBG - FLEX	SURFACE TRANSP BLOCK GRTS-FLEX	Administration	\$54,156
			Project Change	Z240	STBG - FLEX	SURFACE TRANSP BLOCK GRTS-FLEX	Traffic Management/Engineering - HOV	\$474,041
S002222	19763	Graham Road Bridge Replacements	Project Change	Z240	STBG - FLEX	SURFACE TRANSP BLOCK GRTS-FLEX	Construction Engineering	\$2,371,738
S064057	19786	I-205:Stafford Rd - OR99E	Project Change	Z240	STBG - FLEX	SURFACE TRANSP BLOCK GRTS-FLEX	Administration	\$748,642
			Project Change	Z240	STBG - FLEX	SURFACE TRANSP BLOCK GRTS-FLEX	Right of Way	\$6,805,836
S001512	20484	SW Multnomah Blvd Over I-5	Project Change	Z240	STBG - FLEX	SURFACE TRANSP BLOCK GRTS-FLEX	Preliminary Engineering	\$309,657
PR20101	20595	Portland Area MPO Planning SFY20	New Project	Z240	STBG - FLEX	SURFACE TRANSP BLOCK GRTS-FLEX	Planning	\$1,139,634
S064059	21157	I-205: Johnson Creek - Glenn Jackson Bridge Phase 2	Project Change	Z240	STBG - FLEX	SURFACE TRANSP BLOCK GRTS-FLEX	Administration	\$4,358,033
			Project Change	Z240	STBG - FLEX	SURFACE TRANSP BLOCK GRTS-FLEX	Construction Engineering	\$9,063,418
			Project Change	Z240	STBG - FLEX	SURFACE TRANSP BLOCK GRTS-FLEX	4R - No Added Capacity	\$30,555,060
STBG - FLEX Total								\$57,466,238
5900293	13502	NE Columbia Blvd at MLK Jr Blvd	Project Change	Z230	STP/STBG - U	STBG-URBANIZED >200K FAST	Traffic Management/Engineering - HOV	\$255,047
C000047	17270	40 Mile Loop: Blue Lake Park - Sundial Rd	Project Change	Z230	STP/STBG - U	STBG-URBANIZED >200K FAST	Right of Way	\$367,959
3410018	18004	OR8: SW Adams Ave-SE 10th Ave & SE Baseline St-SE Maple St	New Project	Z230	STP/STBG - U	STBG-URBANIZED >200K FAST	Planning	\$500,000
5900287	18022	Foster Road Streetscape: SE 50th - SE 92nd Ave	Project Change	Z230	STP/STBG - U	STBG-URBANIZED >200K FAST	Safety	\$484,993
5900296	19303	N. Going To The Island Freight Project	Project Change	Z230	STP/STBG - U	STBG-URBANIZED >200K FAST	Construction Engineering	\$85,719
			Project Change	Z230	STP/STBG - U	STBG-URBANIZED >200K FAST	4R - No Added Capacity	\$159,980
5900305	20813	NE Halsey Street Bike/Ped/Transit Improvements	New Project	Z230	STP/STBG - U	STBG-URBANIZED >200K FAST	Preliminary Engineering	\$839,055

Advanced Construction, Table 4

Project Number	Recipient Project Number	Project Title	Project Action	Program Code	Anticipated Fund Type	Anticipated Federal Program Code	Improvement Type Description	FY2019 Advance Construction
0000273	21040	Portal Regional Archived Data User Service 2018	New Project	Z230	STP/STBG - U	STBG-URBANIZED >200K FAST	Other	\$200,000
3125059	21195	East Multnomah County Road Connection ITS	Project Change	L23E	STP/STBG - U	STP- URBANIZED AREAS S-LU EXT	Preliminary Engineering	\$134,595
0000277	21411	2020 TSMO Strategy Planning Update	New Project	Z230	STP/STBG - U	STBG-URBANIZED >200K FAST	Planning	\$271,728
STP/STBG - U Total								\$3,299,076
0000239	18838	OR99W: Corridor Safety & Access To Transit	Project Change	Z301	TA/TAP - U	TRANS ALTERNATIVES >200K FAST	Construction Engineering	\$498,603
			Project Change	Z301	TA/TAP - U	TRANS ALTERNATIVES >200K FAST	Safety	\$1,960,273
5900304	20812	Brentwood-Darlington Bike/Ped Improvements	New Project	Z301	TA/TAP - U	TRANS ALTERNATIVES >200K FAST	Preliminary Engineering	\$918,500
TA/TAP - U Total								\$3,377,376
Grand Total							FFY 2019 ADVANCE CONSTRUCT	\$142,814,552

LIST OF ACRONYMS

3R – Resurfacing, Restoration and Rehabilitation project
AC – Advance Construction
ADA – Americans with Disabilities Act
BY – Bypass
CMAQ – Congestion Mitigation Air Quality (fund)
E&D – Elderly and Individuals with Disabilities
EQ/EQ Bonus – Equity Bonus (fund)
FAST/FAST Act - Fixing America's Surface Transportation Act (authorization bill for 2016-2020)
FFO – Full Federal Oversight (Oregon Department of Transportation project designation)
FHWA – Federal Highway Administration
FTA – Federal Transit Administration
FY/FFY – Federal Fiscal Year (October 1 thru September 30)
HSIP – Highway Safety Improvement Program (fund)
IGA – Intergovernmental Agreement
IM – Interstate Maintenance
ITS – Intelligent Transportation System
MAP-21 – Moving Ahead for Progress in the 21st Century (authorization bill for 2012-2015)
MTIP – Metropolitan Transportation Improvement Program
MP – Mile Point
NB – North Bound
NHFP – National Highway Freight Program (fund)
NHPP – National Highway Performance Program (fund)
NHS – National Highway System (fund)
ODOT – Oregon Department of Transportation
PL – Metropolitan Planning (fund)
PRD – Parks and Recreation District
RF – Rapid Flashing
RTO – Regional Travel Options (regional program)
RTP – Regional Transportation Plan (long-range plan)
SB – South Bound
SFY – State Fiscal Year (July 1 thru June 30)
S-LU/SAFETEA-LU - Safe, Accountable, Flexible, Efficient Transportation Equity Act: A Legacy for Users (authorization bill for 2005-2009 with extensions thru 2011)
SMART – South Metro Area Regional Transit
SRTS – Safe Routes to School Program (fund)
STBG – Surface Transportation Block Grant (fund)
STP – Surface Transportation Program (fund)
TA/TAP – Transportation Alternatives Program (fund)
TIFIA - Transportation Infrastructure Finance and Innovation Act (finance program for projects of regional and national significance)
TIGER - Transportation Investment Generating Economic Recovery (discretionary grant program)
TOD – Transit Oriented Development (regional program)
TRIMET – Tri-County Metropolitan Transportation District
TSMO – Transportation System Management & Operations
UPWP – Unified Planning Work Program

If you picnic at Blue Lake or take your kids to the Oregon Zoo, enjoy symphonies at the Schnitz or auto shows at the convention center, put out your trash or drive your car – we’ve already crossed paths.

So, hello. We’re Metro – nice to meet you.

In a metropolitan area as big as Portland, we can do a lot of things better together. Join us to help the region prepare for a happy, healthy future.

Stay in touch with news, stories and things to do.

oregonmetro.gov/news

Follow oregonmetro



Metro Council President

Lynn Peterson

Metro Councilors

Shirley Craddick, District 1

Christine Lewis, District 2

Craig Dirksen, District 3

Juan Carlos Gonzalez, District 4

Sam Chase, District 5

Bob Stacey, District 6

Auditor

Brian Evans

Metro Council Office

Andrew Scott, Chief Operating Officer

Planning and Development Department

Elissa Gertler, Director

Margi Bradway, Deputy Director

Metro Transportation Improvement Program

Ted Leybold, Manager, Resource Development Division

Jodie Kotrlik, Program Coordinator

Ken Lobeck, Senior Transportation Planner

Grace Cho, Senior Transportation Planner

Pamela Blackhorse, Program Assistant

600 NE Grand Ave.

Portland, OR 97232-2736

503-797-1700