


PRELIMINARY
90% REVIEW SUBMITTAL

Parametrix, Inc.
Post Office Box 160
Seattle, Washington 98100
206-436-9470 206-463-3770
5700 4th Ave, Suite 202
Bremerton, Washington 98312
206-377-0214

DESIGNED:	NAME	DATE
CHECKED:	CA	
DRAWN:	RJC/ACA	
CHECKED:	CA	
DESIGN REVIEW:	DMF	

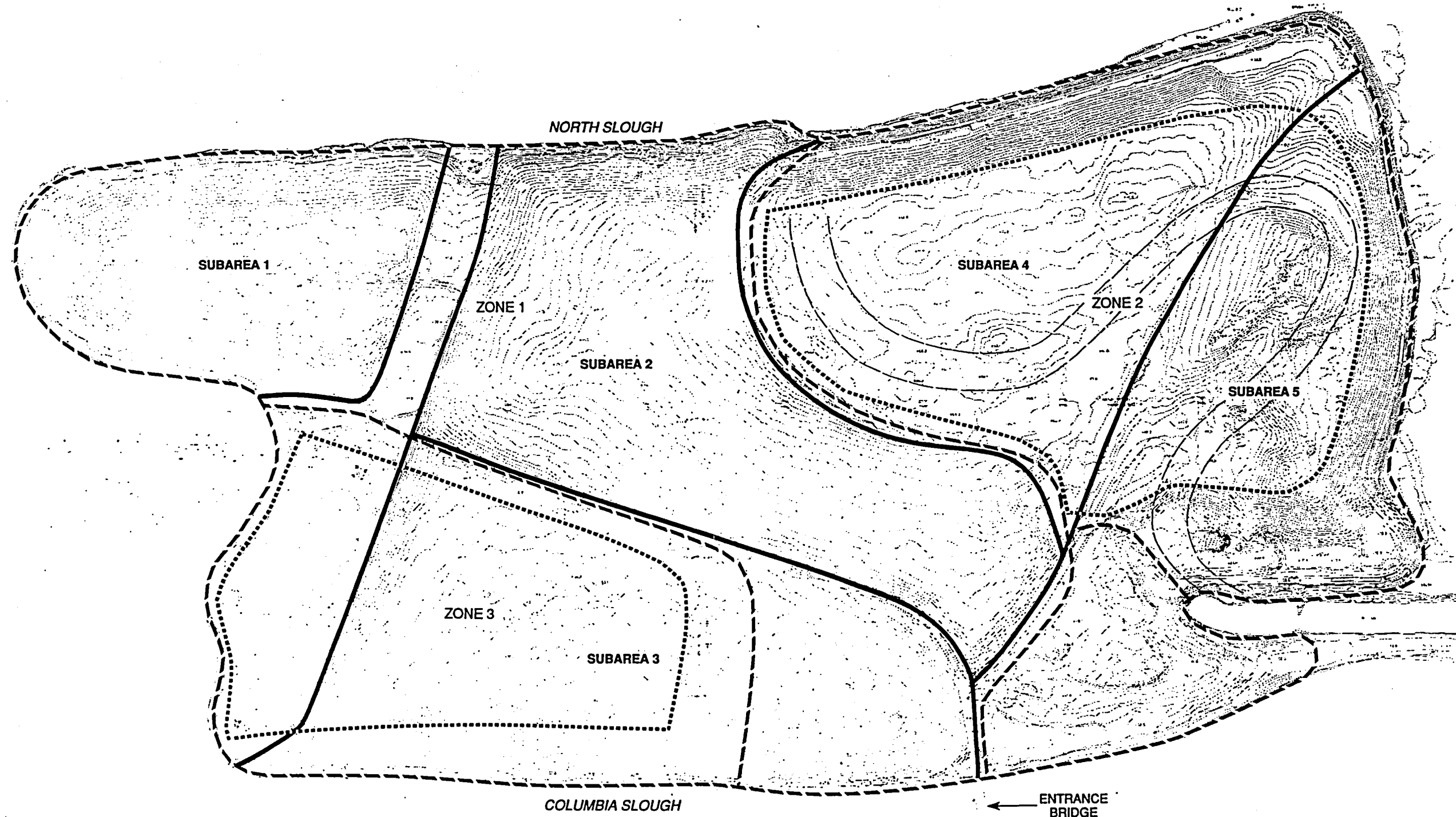


METROPOLITAN SERVICE DISTRICT
Solid Waste Department
Jim Watkins, Engineering Manager
Dennis O'Neil, Project Manager

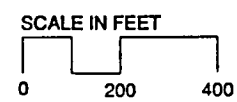


**ST. JOHNS LANDFILL
CLOSURE IMPROVEMENTS
FINAL COVER DETAILS**

SHEET OF	17 / 63
DATE:	DECEMBER, 1990
DWG NO.	19190127



Note: This map is schematic and is only intended to show spacial relationships and approximate locations.



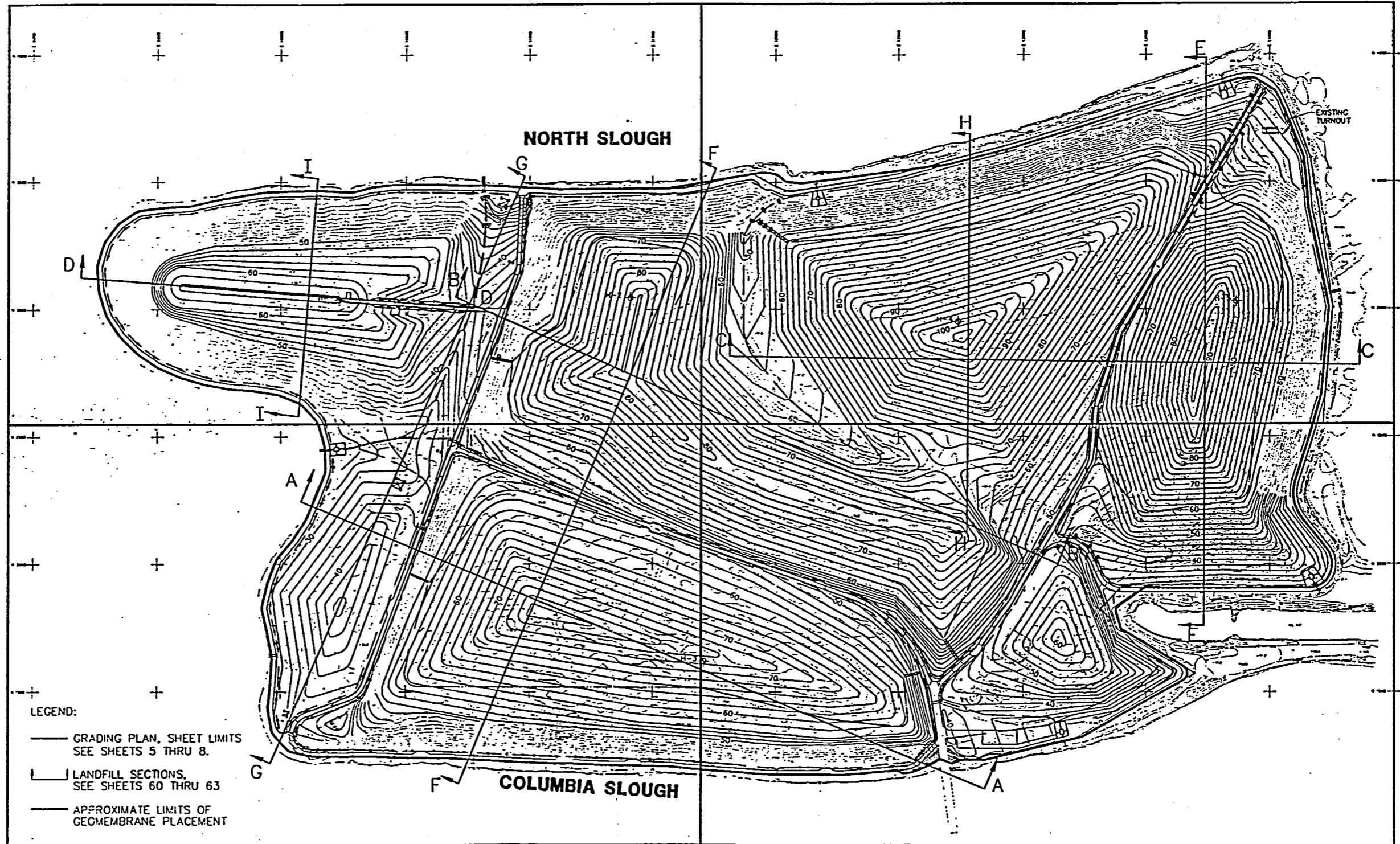
- Zone Boundary
- Preload Area
- Subarea Boundary
- Blind Slough

Figure 8.1
Construction
Sequencing



NW QUADRANT - SHEET 5

NE QUADRANT - SHEET 6



SW QUADRANT - SHEET 7

SE QUADRANT - SHEET 8

PRELIMINARY
90% REVIEW SUBMITTAL

Parametrix, Inc.


10000 Wilshire Blvd, Suite 1000
Beverly Hills, CA 90210
Tel: 310-207-1100
Fax: 310-207-1101

10000 Wilshire Blvd, Suite 1000
Beverly Hills, CA 90210
Tel: 310-207-1100
Fax: 310-207-1101

DESIGNED	NAME	DATE
DESIGNED	ACA	
CHECKED	CA	
DRAWN	ACA	
CHECKED	CA	
DESIGN REVIEW	DWF	

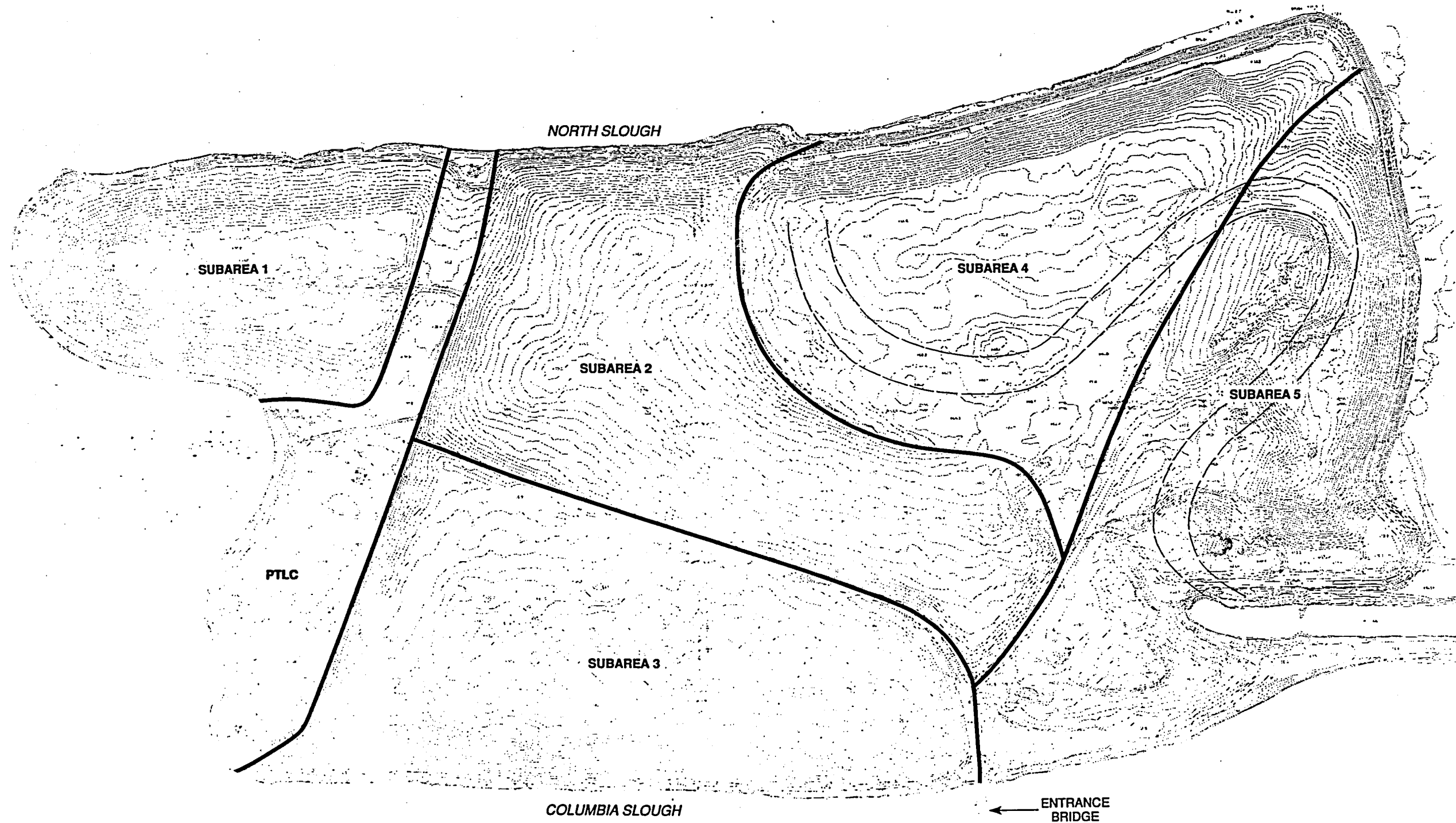


METROPOLITAN SERVICE DISTRICT
Solid Waste Department
Jim Watkins, Engineering Manager
Dennis O'Neil, Project Manager

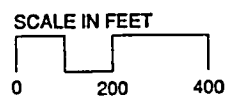


ST. JOHNS LANDFILL
CLOSURE IMPROVEMENTS
GRADING PLAN - DRAWING SHEET LAYOUT

SHEET	4
OF	63
DATE	DECEMBER, 1990
DWG NO.	19190133



Note: This map is schematic and is only intended to show spacial relationships and approximate locations.



- Subarea Boundary
- Blind Slough

Figure 1.2
Site Plan Map