



Annual Listing of Federally Obligated Projects

Federal fiscal year 2021

(October 1, 2020 – September 30, 2021)

December 31, 2021



Aerial view of downtown Portland, I-5 and bridges over the Willamette River
Photo Courtesy of Metro

Public service

*We are here to serve the public
with the highest level of
integrity.*

Excellence

*We aspire to achieve exceptional
results*

Teamwork

*We engage others in ways that foster
respect and trust.*

Respect

*We encourage and appreciate
diversity in people and ideas.*

Innovation

*We take pride in coming up with
innovative solutions.*

Sustainability

*We are leaders in demonstrating
resource use and protection.*

Metro's values and purpose

We inspire, engage, teach and invite people to preserve and enhance the quality of life and the environment for current and future generations.

Metro respects civil rights

Metro fully complies with Title VI of the Civil Rights Act of 1964 that requires that no person be excluded from the participation in, be denied the benefits of, or be otherwise subjected to discrimination on the basis of race, color or national origin under any program or activity for which Metro receives federal financial assistance.

Metro fully complies with Title II of the Americans with Disabilities Act and Section 504 of the Rehabilitation Act that requires that no otherwise qualified individual with a disability be excluded from the participation in, be denied the benefits of, or be subjected to discrimination solely by reason of their disability under any program or activity for which Metro receives federal financial assistance.

If any person believes they have been discriminated against regarding the receipt of benefits or services because of race, color, national origin, sex, age or disability, they have the right to file a complaint with Metro. For information on Metro's civil rights program, or to obtain a discrimination complaint form, visit oregonmetro.gov/civilrights or call 503-797-1536.

Metro provides services or accommodations upon request to persons with disabilities and people who need an interpreter at public meetings. If you need a sign language interpreter, communication aid or language assistance, call 503-797-1700 or TDD/TTY 503-797-1804 (8 a.m. to 5 p.m. weekdays) 5 business days before the meeting. All Metro meetings are wheelchair accessible. For up-to-date public transportation information, visit TriMet's website at trimet.org.

Metro is the federally mandated metropolitan planning organization designated by the governor to develop an overall transportation plan and to allocate federal funds for the region.

The Joint Policy Advisory Committee on Transportation (JPACT) is a 17-member committee that provides a forum for elected officials and representatives of agencies involved in transportation to evaluate transportation needs in the region and to make recommendations to the Metro Council. The established decision-making process assures a well-balanced regional transportation system and involves local elected officials directly in decisions that help the Metro Council develop regional transportation policies, including allocating transportation funds. JPACT serves as the MPO board for the region in a unique partnership that requires joint action with the Metro Council on all MPO decisions.

MTIP web site: oregonmetro.gov/mtip

The preparation of this report was financed in part by the U.S. Department of Transportation, Federal Highway Administration and Federal Transit Administration. The opinions, findings and conclusions expressed in this report are not necessarily those of the U.S. Department of Transportation, Federal Highway Administration and Federal Transit Administration

What is Metro?

Metro works with communities, businesses and residents in the Portland metropolitan area to chart a wise course for the future while protecting the things we love about this place.

Where is Metro?

Metro serves more than 1.5 million people in Clackamas, Multnomah and Washington counties. The agency's boundary encompasses Portland, Oregon and 23 other cities – from the Columbia River in the north to the bend of the Willamette River near Wilsonville, and from the foothills of the Coast Range near Forest Grove to the banks of the Sandy River at Troutdale.

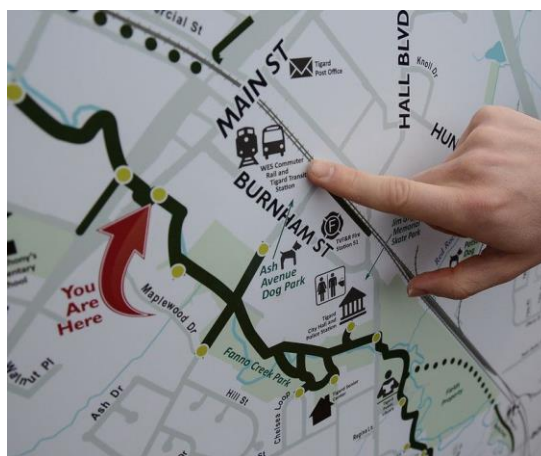
Who is Metro?

The **Metro Council** consists of a president, elected region wide, and six councilors who are elected by district every four years in nonpartisan races. The **Metro Auditor**, elected region wide, is responsible for oversight of Metro's annual financial statements and for conducting performance audits. The council appoints a chief operating officer to carry out council policies and manage Metro operations. The chief operating officer oversees a diverse **workforce** of more than 1,600 employees including park rangers, economists, teachers, scientists, designers, planners, animal keepers, stagehands and cartographers. Hundreds of **volunteers** lend a hand at Metro's parks, cemeteries, natural areas, offices and visitor venues.

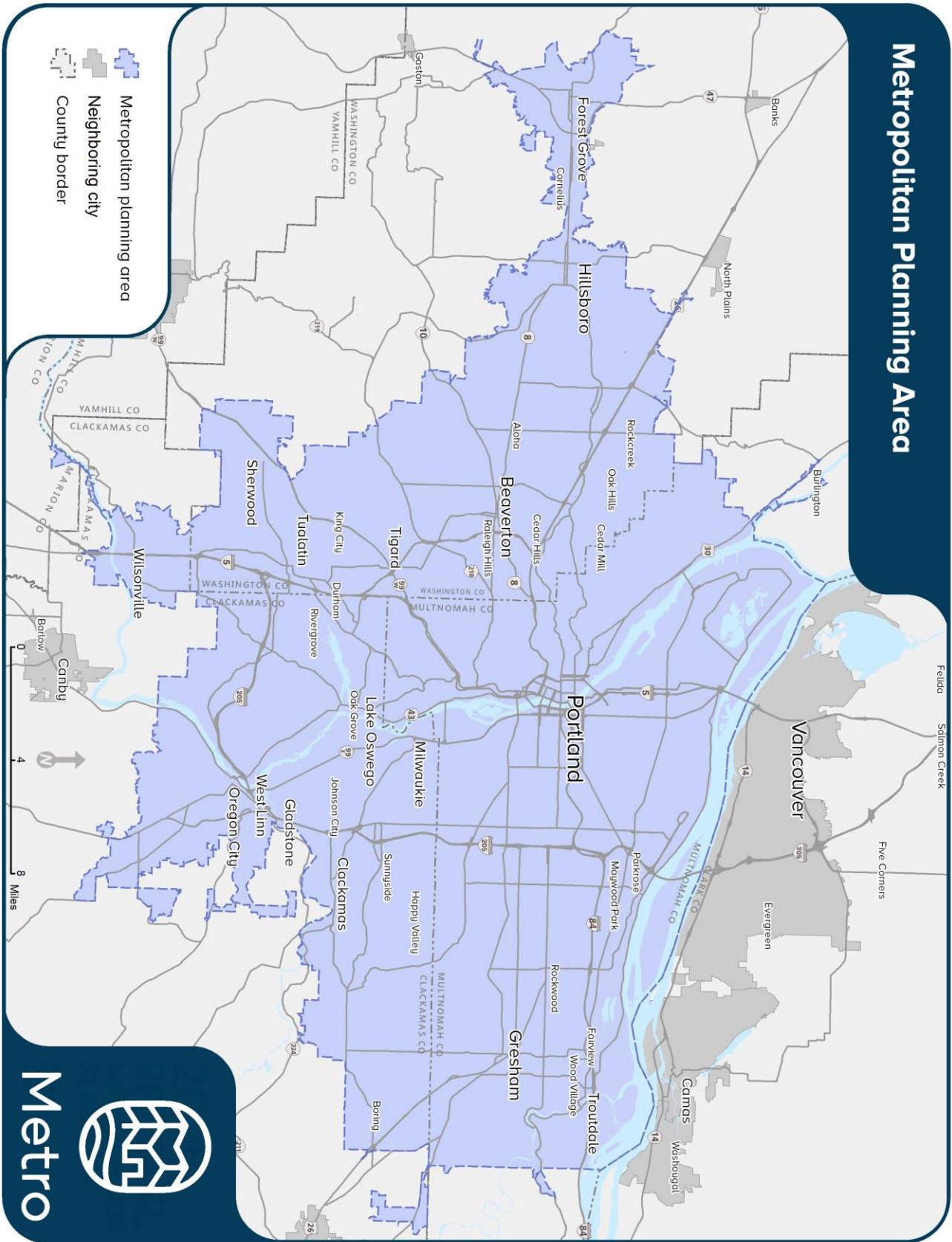
Metro is the Metropolitan Planning Organization (MPO) for the Portland region

Metro is authorized by Congress and the State of Oregon to coordinate and plan investments in the transportation system for the three-county metropolitan planning area. Metro uses this authority to expand transportation options, make the most of existing streets and improve public transit service.

As an MPO, Metro **works collaboratively** with cities, counties and transportation agencies to decide how to invest federal highway and public transit funds within its service area. It creates a long-range **transportation plan (RTP)**, a 4 year transportation funding program (**MTIP**), and leads efforts to expand the public transit system and helps make strategic use of a small subset of **transportation funding** that Congress designates MPOs allocate to projects.



Metropolitan Planning Area



ABOUT THIS DOCUMENT

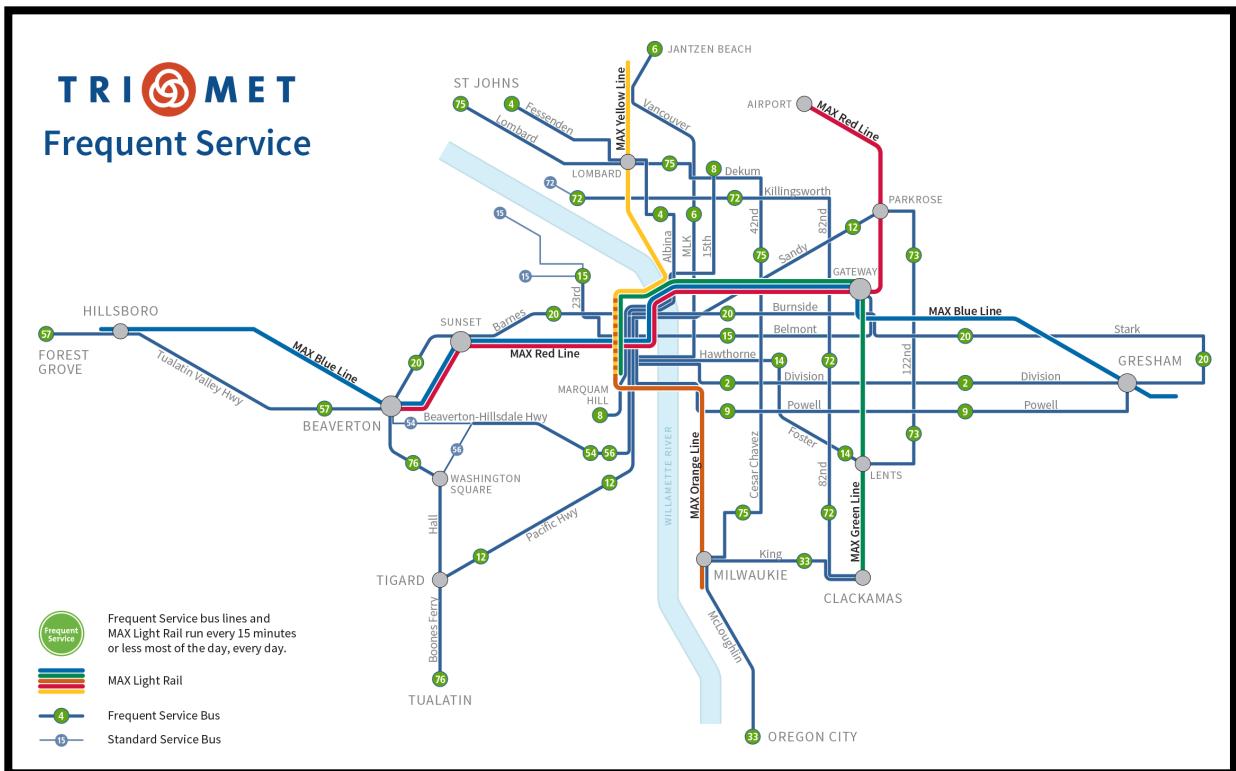
The 2021 Annual Listing of Federally Obligated Projects lists the Metro area programs and projects for which Federal transportation funds have been obligated. The programs and projects listed in this report are located within the Portland metropolitan planning area boundary, representing 24 cities and 3 counties (see map). The obligation lists are organized by lead agency which can be a city, county, state (ODOT), transit authority (TriMet or SMART), Metro or any other agency authorized to receive federal transportation funds.

Table 1 lists the projects obligated through the Federal Highway Administration (FHWA) and is sorted by Lead Agency. Table 2 lists projects obligated through The Federal Highway Administration (FHWA) and is sorted by Federal Fund Source. Table 3 lists projects obligated through The Federal Transit Administration (FTA).

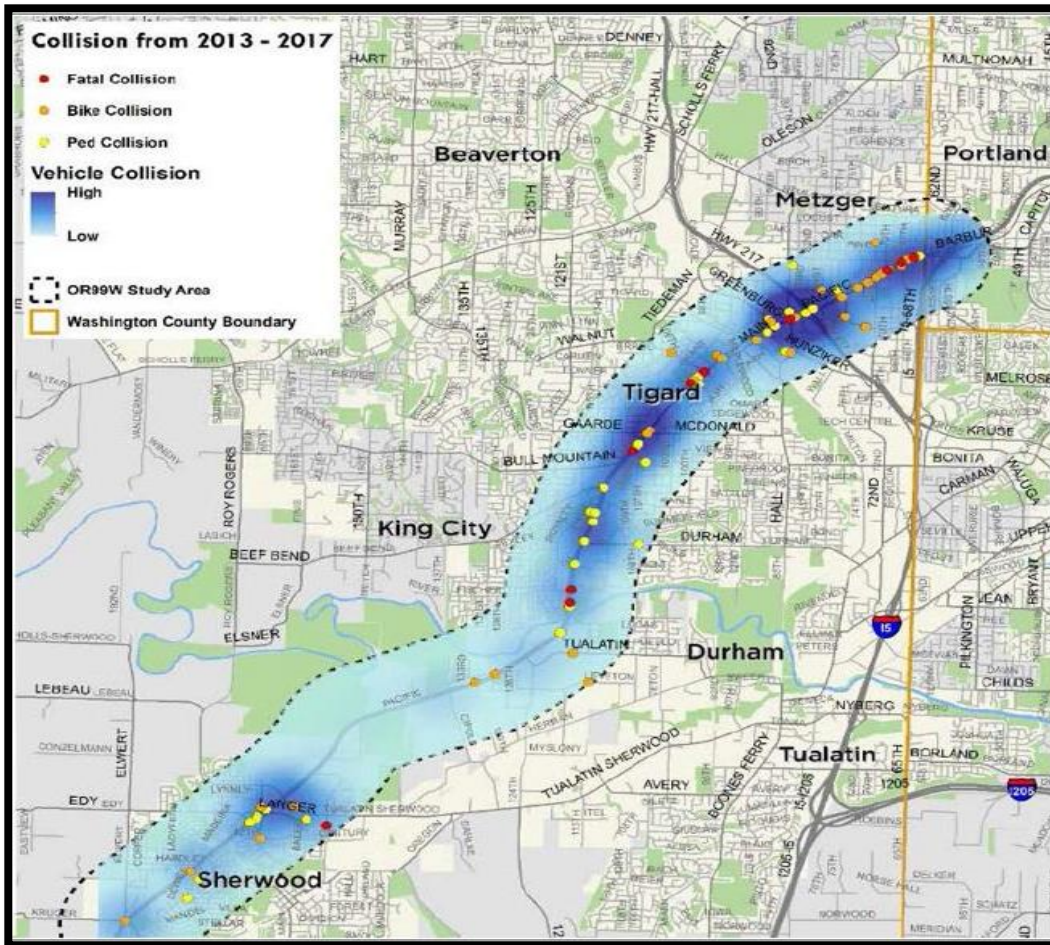
This report provides a yearly update about the progress of projects scheduled for construction or implementation and is useful for understanding the process by which federal investments are made in the communities of this region.

This document is available for downloading on the Metro website at: www.oregonmetro.gov/mtip.

A large portion of federal funds from FTA help fund bus, rail and transit projects, including maintenance and operations, in the Portland metropolitan area.



TriMet operates 5 MAX Light Rail lines and 84 bus lines that connect Portland City Center to various locations around the region
Photo courtesy of TriMet



Collision data for the OR99W Corridor Safety and Access to Transit Project
Photo courtesy of Metro



TriMet's New Electric Bus
Photo courtesy of TriMet



SMART bus at Wilsonville Transit Center
Photo courtesy of SMART



SMART operates a fleet of over 35 vehicles (buses and minivans)
Photo courtesy of SMART



TriMet Buses at Beaverton Transit Center
Photo courtesy of TriMet



TriMet MAX train along Transit Oriented Development (TOD) project
Photo courtesy of TriMet



Riders exiting TriMet Bus 57 – TV Hwy
Photo courtesy of TriMet

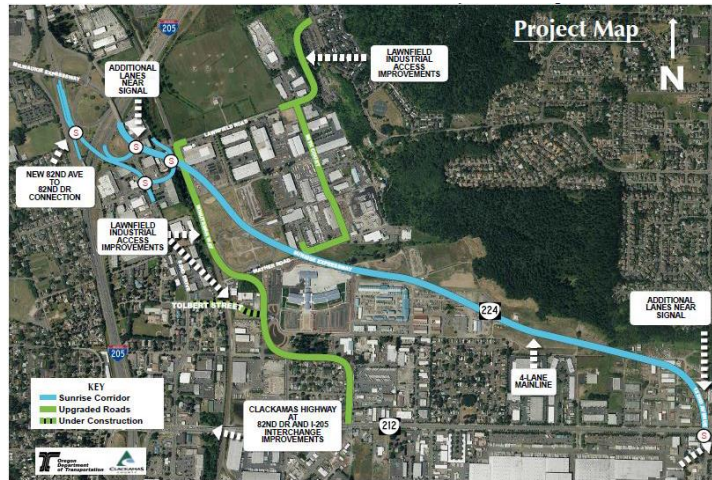


TriMet and SMART buses are equipped with bike racks that hold 3 bicycles
Photo courtesy of SMART

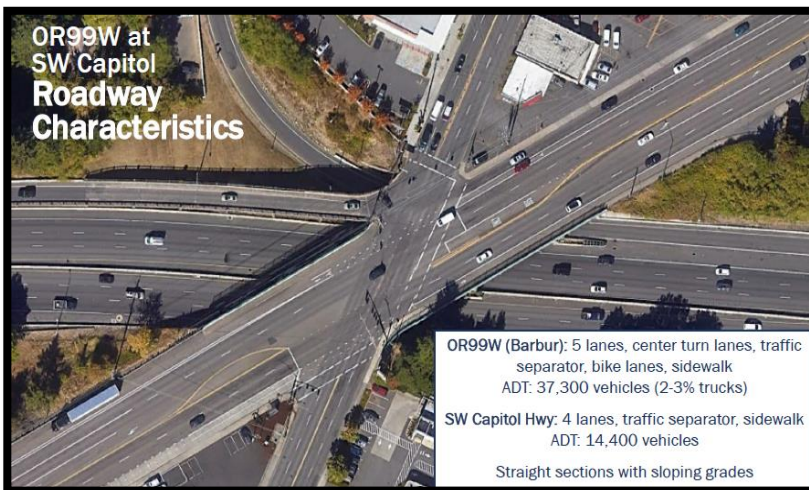
Federal funds from FHWA help fund major bridge and highway projects in the Portland metropolitan area.



One of many curb ramp projects in the region
Photo courtesy of ODOT



OR212/224 Sunrise Corridor Project Improvements
Photo courtesy of ODOT



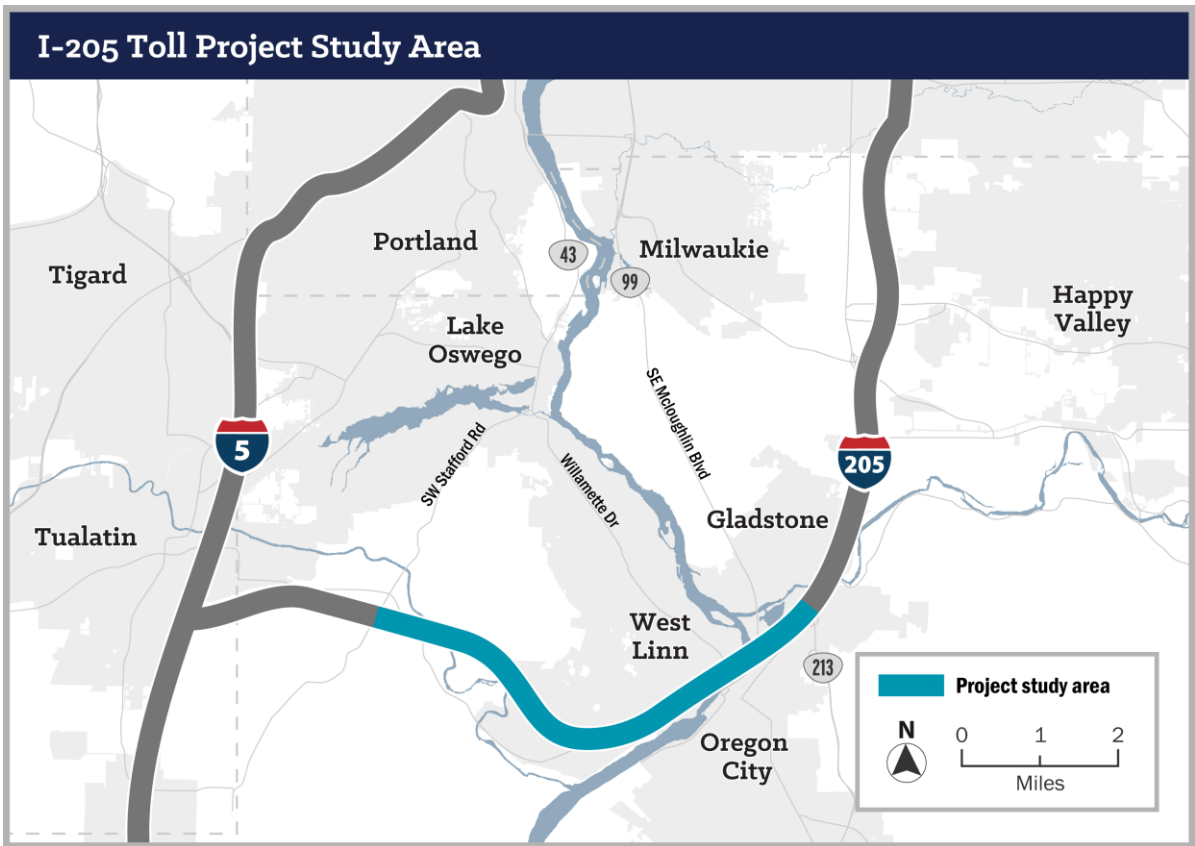
OR99W Barbur Blvd at SW Capitol Hwy
Photo courtesy of ODOT



Road Work Ahead sign
Photo courtesy of ODOT



Existing Conditions on Hall Blvd over OR217 (OR217: OR10 – OR99W)
 Photo Courtesy of ODOT



Portland Metropolitan Value Pricing Program
 Photo courtesy of ODOT

REGIONAL TRANSPORTATION PLAN (RTP)

The Regional Transportation Plan is a blueprint to guide investments for all forms of travel – motor vehicle, transit, bicycle and walking – and the movement of goods and freight throughout the Portland metropolitan region. The plan identifies current and future transportation needs, investments needed to meet those needs and what funds the region expects to have available over the next 25 years to make those investments a reality. The RTP is the guiding policy document which outlines the long-range vision of the region’s urban transportation system. As a component of the policy document, it identifies priority transportation investments (i.e. projects and programs) which will help achieve the long-range vision. The RTP list represents priorities beyond what can be afforded by the region in any given year. As a result, Metro is required to develop a four-year expenditure plan known as the Metropolitan Transportation Improvement Program (MTIP) for the Portland urban area. For projects to receive federal transportation funding, they must be included in the financially constrained Regional Transportation Plan (RTP).

METROPOLITAN TRANSPORTATION IMPROVEMENT PROGRAM (MTIP)

The Metropolitan Transportation Improvement Program (MTIP) is the federally mandated four-year schedule of expenditures (i.e., spending) of federal transportation funds as well as significant state and local funds in the Portland metropolitan region. As a report, the MTIP provides the upcoming four-year implementation schedule of transportation projects in the Portland region. The MTIP also demonstrates how the transportation projects to be implemented comply with federal regulations regarding project eligibility, air quality impacts, environmental justice and public involvement. The MTIP serves as the implementation strategy for the first four years of the region’s long-range transportation plan (RTP). The MTIP coordinates spending of federal and state transportation funds for four different public agencies: Metro, the Oregon Department of Transportation (ODOT), Tri-County Metropolitan Transportation District (TriMet), and South Metro Area Regional Transit (SMART).

Programming in the MTIP is based on a forecast of revenues expected to be available through annual appropriations and apportionments of federal transportation funds. Forecasted revenues are assigned to estimated costs by project phase, such as design and engineering, right-of-way acquisition, and construction. As funding actually becomes available each federal fiscal year, programming is adjusted for that year based on project readiness, with some projects slipping to future years while others move to the current year. Projects in this report are also in the MTIP.



Safe Routes to School Program
Photo courtesy of Metro

ABOUT OBLIGATIONS

An obligation in the context of this report is the Federal government's legal commitment to pay the Federal share of a project's cost. An obligated project is one that has been authorized by the Federal agency as meeting eligibility requirements for federal funds.

For Federal Transit Administration (FTA) projects, obligation occurs when the FTA grant is awarded. For Federal Highway Administration (FHWA) projects, obligation occurs by phase when a project agreement is executed and FHWA authorizes the federal funds. A project agreement defines specific project elements that are eligible for funding; how financing will occur; and agency roles, responsibilities and liabilities.

Once funds have been obligated, the project sponsor/lead agency begins incurring eligible project expenses and then requests reimbursement. The reimbursement request must demonstrate that the recipient incurred the costs consistent with the project agreement and all federal requirements.

Projects for which funds have been obligated are not necessarily initiated or completed in the program year. For obligations on a construction project, typically the project needs to complete a competitive bid process and begin construction (if an acceptable bid is received) before receiving reimbursement of project costs with federal funds. Alternatively, projects may have obtained permission to proceed to construction using local funds, with the ability to be obligated and reimbursed with federal funds at a later date. Some of those projects in this report may already have been constructed.

The amount of the obligation usually does not equal the total cost of the project. An obligation may be for only one phase of a multi-phased project, and the obligation amount listed does not account for local funding spent on a project. The total estimated cost of the project is included in the report for reference.

Occasionally, an agency may request that funds be "de-obligated" from a project. This occurs most frequently when the sponsor agency has completed the phase of a project without using all the obligated funds. It also occurs if the agency has decided not to proceed with that project or if an agency decides to change sources of funding for a project. In the case of changing categories of funds, there may be a report entry showing the obligation of the second funding category to the project. De-obligations are shown on the obligation table in parenthesis ().

Following are the funding charts, graphs and projects in the Portland metropolitan area that were obligated in Federal Fiscal Year 2021 (October 1, 2020 – September 30, 2021).

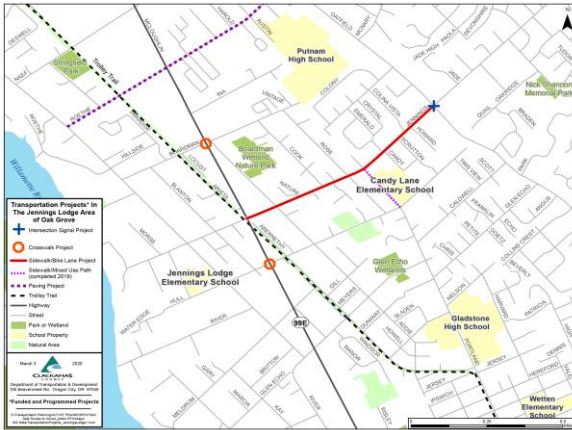
For further information on these fund types:

<http://www.fhwa.dot.gov/federalaid/projects.cfm>

Further information

For additional information regarding specific projects contained within this report, please contact the project sponsor.

There are many local transportation projects in the Portland metropolitan area that receive federal funds from both FHWA and FTA. Many of the local projects are active transportation projects that include on-street bicycle and pedestrian improvements. Many of the federally funded local projects support safety, access to transit, trails, freight movement and economic development initiatives.



Map of Jennings Avenue Bike/Ped Improvement Project
Photo courtesy of Clackamas County



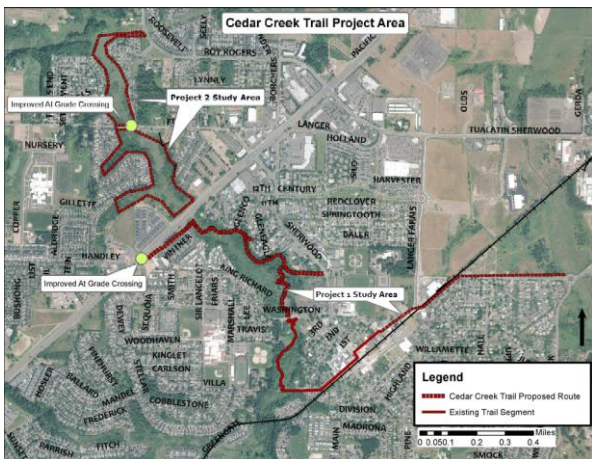
Stark Street Beaver Creek Culvert Replacement
Photo courtesy of Multnomah County



Existing Conditions on NE Cleveland Ave: Stark St to Powell Blvd
Photo courtesy of Gresham



Durham Road/Upper Boones Ferry Road Project (OR99W-I-5)
Photo courtesy of Washington County



Cedar Creek/Tonquin Trail Project Phases
Photo courtesy of Sherwood

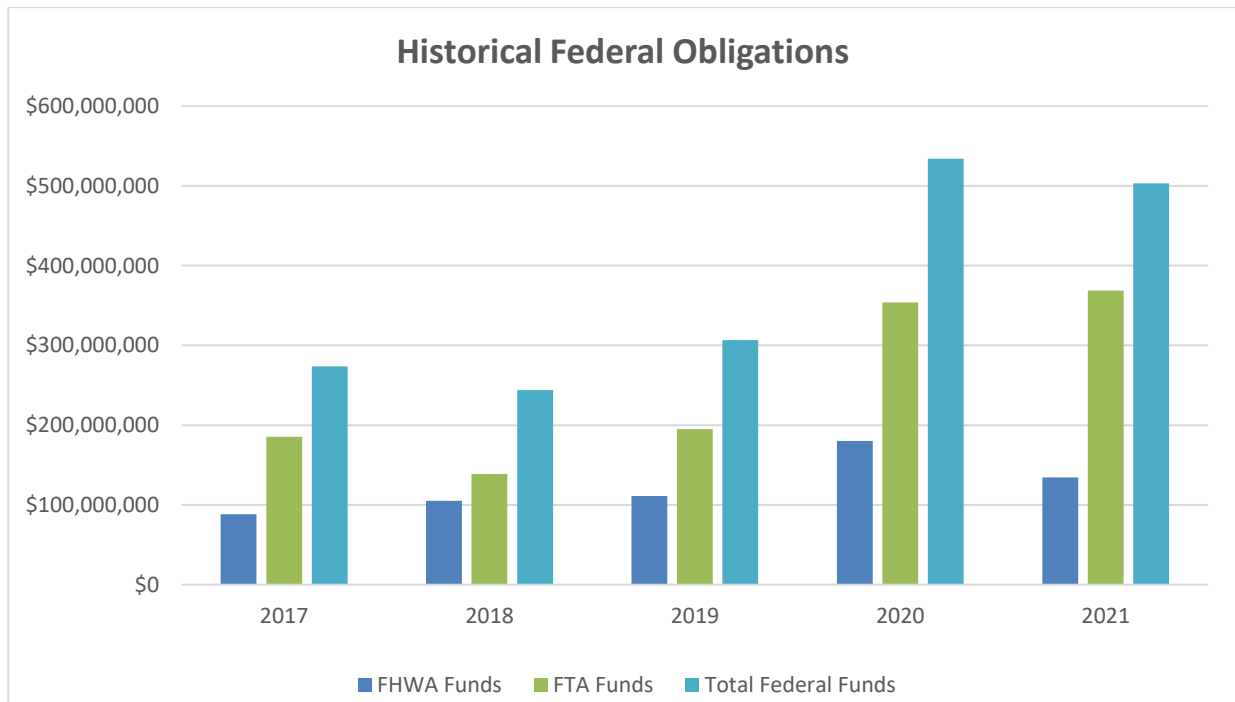


NE Columbia Blvd at MLK Jr Blvd
Photo courtesy of Portland Bureau of Transportation

2021 Obligation Summary

Annual Obligations vs. Historical Obligations

A total of approximately \$503 million in federal program funds were obligated in federal fiscal year 2021 which was a slight decrease from 2020, but significant increase from prior years. The \$200 million dollar increase was due to significantly higher obligation amounts under the FTA program. The FTA program saw an increase of \$14.7 million this last year and \$173 million increase from 2019. The significant increase in FTA obligations in 2020 and 2021 was primarily due to the receipt of Coronavirus relief funds to help support capital, operating, and other eligible expenses to prevent, prepare for, and respond to COVID-19. In 2020, TriMet, the transit agency which serves the greater Portland area, received \$185 million in Coronavirus Aid, Relief, and Economic Security (CARES) Act funds. In 2021, they received \$195 million in Coronavirus Response and Relief Supplemental Appropriations Act (CRRSAA) funding grants. SMART, the transit agency in Wilsonville, received \$1.6 million in CRRSAA funding for operating assistance. The FHWA obligations decreased by \$45 million overall from 2020. This is likely due to the fact that ODOT shifted a lot of the grant awards in 2021 to Advance Construction which lowered the federal obligations. Many of the projects that obligated funds in 2021 under Advance Construction will be converted to federal funds and will show as federally obligated in 2022. See the Advance Construction Section for more information.



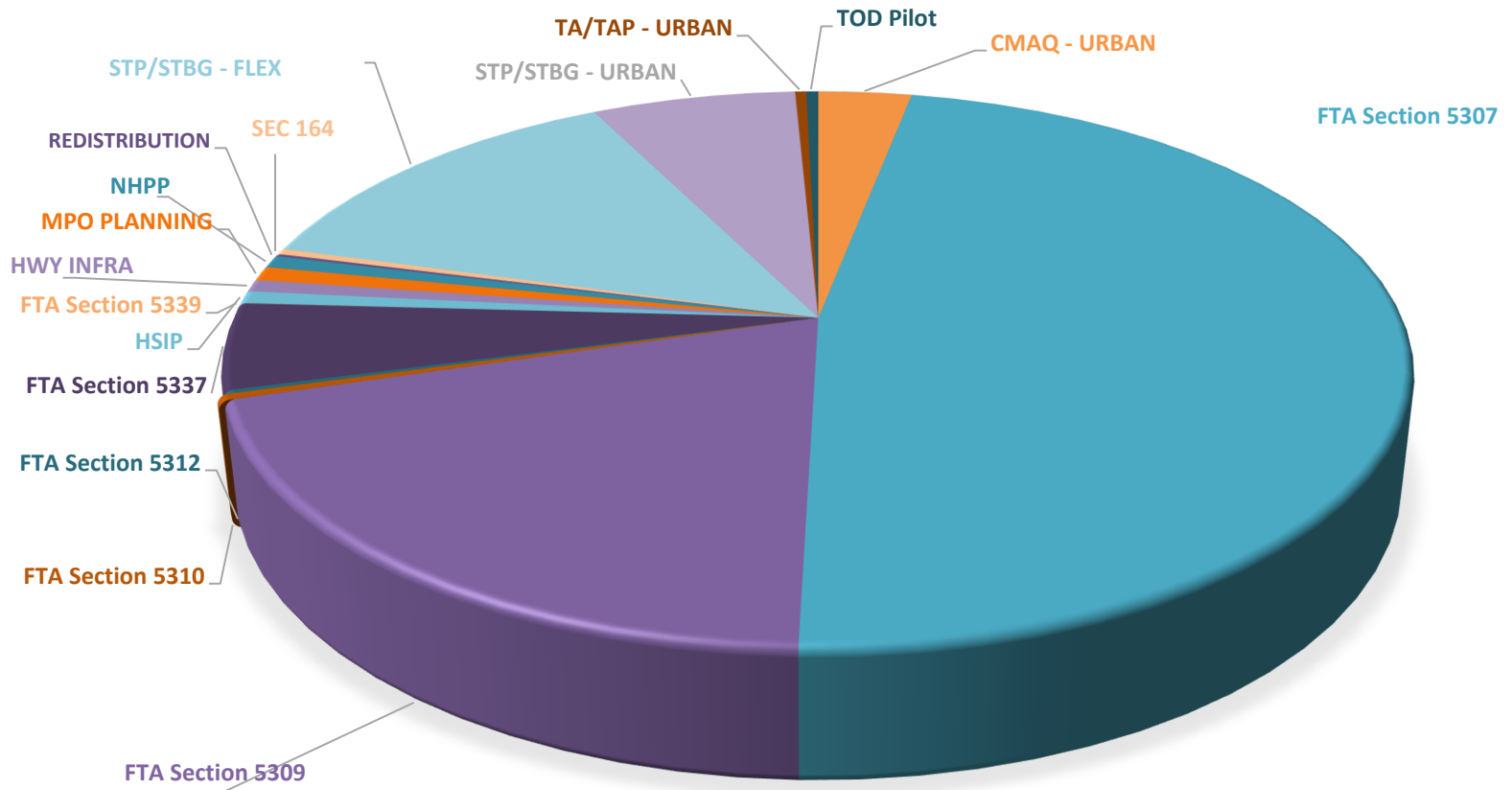
Federal Transportation Funds

A total of approximately \$503 million in federal program funds were obligated in federal fiscal year 2021 on 90 projects within the Portland metropolitan region. Funds from the Federal Highway Administration (FHWA) accounted for 27% of the total and approximately \$135 million on 66 projects. Funds from the Federal Transit Administration (FTA) accounted for 73% of the total and approximately \$368 million on 24 projects. The table and chart below show fund amounts and percentages in more detail.

Obligation of Federal Transportation Funds		
Federal Fund	2021 Funds Obligated	Percent of Total
CMAQ - URBAN	\$15,244,114	3.03%
FTA Section 5307	\$238,622,551	47.42%
FTA Section 5309	\$99,999,999	19.87%
FTA Section 5310	\$1,725,004	0.34%
FTA Section 5312	\$976,558	0.19%
FTA Section 5337	\$25,290,630	5.03%
FTA Section 5339	\$47,887	0.01%
HSIP	\$3,636,867	0.72%
HWY INFRA	\$3,542,792	0.70%
MPO PLANNING	\$4,188,118	0.83%
NHPP	\$3,612,090	0.72%
REDISTRIBUTION	\$716,549	0.14%
SEC 164	\$1,734,703	0.34%
STP/STBG - FLEX	\$66,742,786	13.26%
STP/STBG - URBAN	\$33,426,698	6.64%
TA/TAP - URBAN	\$1,815,872	0.36%
TOD Pilot	\$1,900,000	0.38%
Other*	(\$60,524)	-0.01%
Grand Total	\$503,162,694	100.00%

**Other includes STP Optional Safety, Equity Bonus – Exempt, Interstate Maintenance and Congestion Mgmt Tech Deploy funds.*

2021 FEDERAL FUNDS OBLIGATED

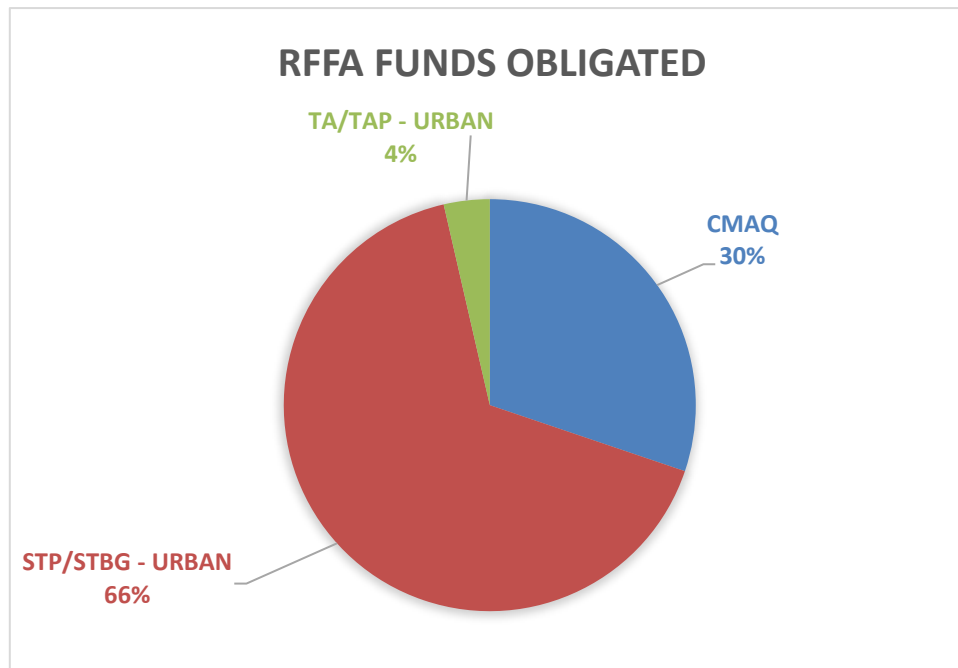


Regional Flexible Funds

Metro allocates the local federal highway program funds, referred to as the Regional Flexible Fund Allocation (RFFA). The urban federal program funds include Surface Transportation Block Grant Program (STBG), formerly Surface Transportation Program (STP), Congestion Mitigation and Air Quality Program (CMAQ) and Transportation Alternatives Program (TA, formerly TAP). A total of approximately \$50.4 million in regional flexible funds were obligated in federal fiscal year 2021 on 28 projects within the Portland metropolitan region. This was close to the amount of the total RFFA funds programmed in the MTIP at the end of the federal fiscal year. Funds from the STP/STBG Program accounted for 66%. Funds from the CMAQ Program accounted for 30% and 4% were TA/TAP Program funds. The table and chart below show fund amounts and percentages in more detail. There were only two regionally funded projects AC'd in 2021, accounting for approximately \$2 million that was not included in the totals below. Those projects will be converted to the appropriate federal funds (STBG-Urban and TA - Urban) and accounted for in the next Annual Obligation Report. See the next page for more information on the use of Advance Construction by ODOT and Table 4 for a complete project listing.

Metro MTIP Report & FMIS Report							
Federal Fund (RFFA Source)	2021 Limitation	Prior Year Carryover	Total Funds Available	2021 Programming	2021 Obligations	Obligation % (Obs/Program -ming)	Obligation % (Obs/Avail)
CMAQ	\$12,824,263	\$17,149,981	\$29,974,244	\$21,549,893	\$15,244,114	70.74%	50.86%
STP/STBG-URBAN	\$27,399,121	\$14,513,991	\$41,913,112	\$28,280,378	\$33,426,698	118.20%	79.75%
TA/TAP - URBAN	\$1,352,236	\$5,070,653	\$6,422,889	\$0	\$1,815,872	N/A	28.27%
Total	\$41,575,620	\$36,734,625	\$78,310,245	\$49,830,271	\$50,486,684	101.32%	64.47%

Notes: 2021 Limitation amounts and Prior Year Carryover amounts from the ODOT Financial Plan Report as of 9/30/21 are not audited.
 The annual obligation amounts can exceed annual programming when new obligations are made on project phases from prior years.
 Programming totals from FY21-24 MTIP Report of 9/30/21 (End of federal fiscal year)
 Obligations from 2021 FMIS Obligation Report of 10/27/2021.



Advance Construction

Advance construction (AC) allows states to begin a project even in the absence of sufficient Federal-aid obligation authority at a particular point in time to cover the Federal share of project costs. The Federal Highway Administration can approve use of AC and the ability of a project to proceed as eligible to receive reimbursement from federal fund sources if all other federal requirements for obligation have been met and the state DOT anticipates use of future obligation funding authority for use on that project.

Prior to Federal authorization of a project as AC, the project must be included in the Federally-approved STIP/TIP [see 23 CFR 630.705]. The project will support the fiscally constrained element of the STIP/TIP using all or some combination of State, local, and/or private funds. The financial limit on the amount of AC is set by the State's or MPO's ability to demonstrate fiscal constraint. Consideration should be given to the future availability of Federal-aid funds to accommodate the AC conversion.

Generally, when an AC project is converted to a federally funded project, the STIP/TIP will document the full or partial conversion of this project. The amount of conversion is limited to the apportioned Federal-funds available in the category. As with any project, the State is not locked into the category of funds identified in the approved STIP/TIP. If the approved AC "conversion" substantially changes the current STIP/TIP's fiscal constraint determination, the STIP/TIP's will need to be amended. The fiscal constraint determination should be based on the individual, or group of project conversions, or the total amount and source(s) of Federal funds which are presented within the STIP/TIP.

When the state DOT AC's a project, they are committing state, local, or private funds on the project up front so the project can commence until federal funds are available. When federal funds become available, the AC designation is converted to an eligible federal fund type. This typically happens 3-12 months after receiving designation as AC.

In federal fiscal year 2021, the Oregon Department of Transportation (ODOT) utilized Advance Construction for 13 projects. Those obligations totaled approximately \$124.8 million. AC was used primarily for ODOT projects this past year. There were only two regionally funded projects AC'd in 2021, accounting for approximately \$2 million. We've incorporated an Advance Construction Listing (**Table 4**) to show which projects and funds were impacted. These AC funded obligations will eventually be converted to federal funds and will be reported in the FFY 2022 Annual Listing of Obligated projects.

2021 FHWA Data by Lead Agency, Table 1

Lead Agency	Federal Project Number	ODOT Key Number	Project Title	Project Action	Fund Code	Fund Code Description	Phase	FY21 Obligations Amount	Federal Amount Programmed	Total Project Cost Estimate
Clackamas County	C005098	18305	Sunnyside Rd Adaptive Signal System	Project Close	Z230	STBG-URBANIZED >200K FAST	CON	\$36,450	\$1,021,623	\$1,392,098
				Project Close	Z230	STBG-URBANIZED >200K FAST	CON	(\$52,461)	\$1,021,623	\$1,392,098
Clackamas County	C005103	19276	Jennings Ave: OR99E to Oatfield Rd	Project Change	Z230	STBG-URBANIZED >200K FAST	ROW	\$897,298	\$897,332	\$5,277,908
				Project Change	Z230	STBG-URBANIZED >200K FAST	PE	\$394,722	\$977,967	\$5,277,908
Clackamas County	C005105	19278	Trolley Trail Bridge: Gladstone to Oregon City	Project Close	Z230	STBG-URBANIZED >200K FAST	PLAN	(\$17,325)	\$201,892	\$224,999
Gresham	3125042	14393	NE Cleveland Ave: Stark St - Powell Blvd (Gresham)	Project Close	Z230	STBG-URBANIZED >200K FAST	CON	\$24,941	\$562,567	\$1,507,153
				Project Close	Z230	STBG-URBANIZED >200K FAST	CON	(\$25,998)	\$562,567	\$1,507,153
Gresham	3125056	19279	Sandy Blvd: NE 181st Ave To East Gresham City Limit	Project Change	M23E	STP-URBANIZED >200K MAP-21 EXT	PE	(\$4,796)	\$596,350	\$5,233,403
Gresham	3125061	20808	NE Cleveland Ave: SE Stark ST - NE Burnside	Project Change	Z40E	CONGESTION MITIGAT FAST EXT	ROW	\$376,569	\$376,569	\$5,435,666
Gresham	3125059	21195	East Multnomah County Road Connection ITS	Project Change	Z230	STBG-URBANIZED >200K FAST	PE	(\$14,093)	\$134,595	\$698,001
				Project Change	L23E	STP- URBANIZED AREAS S-LU EXT	CON	\$8,445	\$405,939	\$698,001
Metro	PR20101	20595	Portland Area MPO Planning SFY20	Project Close	18MP	FTA METROPOLITAN TRANSPORT	PLAN	\$448,241	\$5,962,451	\$7,927,833
				Project Close	Z450	METROPOLITAN PLANNING FAST	PLAN	(\$283,464)	\$5,962,451	\$7,927,833
				Project Close	Z230	STBG-URBANIZED >200K FAST	PLAN	(\$1,132,968)	\$5,962,451	\$7,927,833
Metro	PR21101	20596	Portland MPO Planning SFY21	Project Change	19MP	FTA METROPOLITAN TRANSPORT	PLAN	\$793,567	\$5,702,608	\$8,610,885
Metro	PR22101	20597	Portland Metropolitan Area Planning SFY22	Project Change	Z77D	FTA METROPOLITAN TRANSPORT	PLAN	\$795	\$6,019,868	\$8,837,195
				Project Change	19MP	FTA METROPOLITAN TRANSPORT	PLAN	\$12,048	\$6,019,868	\$8,837,195
				Project Change	20MP	FTA METROPOLITAN TRANSPORT	PLAN	\$482,026	\$6,019,868	\$8,837,195
				Project Change	Z450	METROPOLITAN PLANNING FAST	PLAN	\$340,612	\$6,019,868	\$8,837,195
				Project Change	Z45E	METROPOLITAN PLANNING FAST EXT	PLAN	\$2,368,374	\$6,019,868	\$8,837,195
				Project Change	Z23E	STBG-URBANIZED >200K FAST EXT	PLAN	\$1,205,597	\$6,019,868	\$8,837,195
				Project Change	Z240	SURFACE TRANSP BLOCK GRFS-FLEX	PLAN	\$201,893	\$6,019,868	\$8,837,195
Metro	5900318	20897	Regional Freight Studies	New Project	Z23E	STBG-URBANIZED >200K FAST EXT	PLAN	\$200,000	\$200,000	\$222,891
Multnomah County	C051102	14438	Stark St Beaver Creek Culvert	Project Close	Z230	STBG-URBANIZED >200K FAST	OTH	\$99,357	\$0	\$1,224,454
				Project Close	Z230	STBG-URBANIZED >200K FAST	CON	(\$244,970)	\$811,567	\$1,224,454
Multnomah County	C051107	18833	NE 238th Dr: NE Halsey St - NE Glisan St	Project Change	LZ1E	EQ BONUS EXEMPT LIM S-LU EXT	PE	(\$1,479)	\$1,000,000	\$8,918,869
				Project Change	Z240	SURFACE TRANSP BLOCK GRFS-FLEX	CON	(\$36,519)	\$5,879,738	\$8,918,869
				Project Change	Z240	SURFACE TRANSP BLOCK GRFS-FLEX	CON	\$136,501	\$5,879,738	\$8,918,869

2021 FHWA Data by Lead Agency, Table 1

Lead Agency	Federal Project Number	ODOT Key Number	Project Title	Project Action	Fund Code	Fund Code Description	Phase	FY21 Obligations Amount	Federal Amount Programmed	Total Project Cost Estimate
ODOT	S068020	16150	OR213: Intersection Improvements, Couch-Division	Project Close	ZS30	HIGHWAY SAFETY IMP PROG FAST	ROW	(\$161,137)	\$703,327	\$7,793,669
				Project Close	L21R	STP OPTIONAL SAFETY-RE.	ROW	(\$2,042)	\$703,327	\$7,793,669
				Project Close	L21R	STP OPTIONAL SAFETY-RE.	N/A - ICAP	(\$194)	\$0	\$7,793,669
ODOT	S001392	17516	I-5: Interstate Bridge - Hassalo St Pacific	Project Close	Z240	SURFACE TRANSP BLOCK GRYS-FLEX	ROW	(\$9,407)	\$18,444	\$17,589,209
				Project Close	Z001	NATIONAL HIGHWAY PERF FAST	N/A - ICAP	(\$169,711)	\$0	\$17,589,209
				Project Close	Z240	SURFACE TRANSP BLOCK GRYS-FLEX	N/A - ICAP	(\$1,035)	\$0	\$17,589,209
				Project Close	Z001	NATIONAL HIGHWAY PERF FAST	CON	(\$751,351)	\$15,223,252	\$17,589,209
				Project Close	Z001	NATIONAL HIGHWAY PERF FAST	CON	(\$791,474)	\$15,223,252	\$17,589,209
ODOT	S068028	18757	OR213 Operational Improvements	Project Change	M002	NATIONAL HIGHWAY PERF EXEMPT	OTH	(\$15,445)	\$107,676	\$4,699,001
				Project Change	Z002	NATIONAL HWY PERF EXEMPT FAST	OTH	(\$7,655)	\$107,676	\$4,699,001
				Project Change	M002	NATIONAL HIGHWAY PERF EXEMPT	N/A - ICAP	(\$1,699)	\$0	\$4,699,001
				Project Change	Z002	NATIONAL HWY PERF EXEMPT FAST	N/A - ICAP	(\$842)	\$0	\$4,699,001
ODOT	S174013	18772	OR212: UPRR - US26	Project Change	Z001	NATIONAL HIGHWAY PERF FAST	CON	\$65,254	\$14,219,938	\$17,884,563
				Project Close	Z001	NATIONAL HIGHWAY PERF FAST	N/A - ICAP	(\$17,246)	\$0	\$6,536,310
				Project Close	Z001	NATIONAL HIGHWAY PERF FAST	CON	\$313,838	\$3,456,759	\$6,536,310
				Project Close	Z001	NATIONAL HIGHWAY PERF FAST	CON	(\$470,616)	\$3,456,759	\$6,536,310
ODOT	S029029	18791	OR8 at OR219 and SE 44th - SE 45th Ave (Hillsboro)	Project Change	MS3E	HIGHWAY SAFETY IMP PROG EXTENS	ROW	(\$100,233)	\$165,000	\$2,840,445
				Project Change	MS3E	HIGHWAY SAFETY IMP PROG EXTENS	N/A - ICAP	(\$11,026)	\$0	\$2,840,445
ODOT	S026117	18795	US26 (Powell Blvd): SE 20th - SE 34th	Project Close	MS30	HIGHWAY SAFETY IMP PROG	ROW	(\$13,876)	\$368,880	\$4,605,516
				Project Close	ZS32	SEC 164 PENALTIES HSIP FAST	OTH	(\$8,812)	\$69,741	\$4,605,516
				Project Close	ZS30	HIGHWAY SAFETY IMP PROG FAST	N/A - ICAP	(\$2,631)	\$0	\$4,605,516
				Project Close	ZS30	HIGHWAY SAFETY IMP PROG FAST	CON	\$56,191	\$3,230,000	\$4,605,516
				Project Close	ZS30	HIGHWAY SAFETY IMP PROG FAST	CON	(\$78,107)	\$3,230,000	\$4,605,516
ODOT	S144026	18841	OR217: OR10 - OR99W	Project Change	Z24E	SURFACE TRANSP BLOCK-FLEX EXT	N/A - ICAP	\$5,782,897	\$0	\$158,975,917
				Project Change	Z24E	SURFACE TRANSP BLOCK-FLEX EXT	CON	\$42,836,270	\$112,514,129	\$158,975,917
ODOT	S174016	19355	OR212: Rock Creek - Richey Rd	Project Close	Z002	NATIONAL HWY PERF EXEMPT FAST	PE	(\$86,636)	\$1,224,631	\$1,527,708
				Project Close	Z002	NATIONAL HWY PERF EXEMPT FAST	N/A - ICAP	(\$9,530)	\$0	\$1,527,708

2021 FHWA Data by Lead Agency, Table 1

Lead Agency	Federal Project Number	ODOT Key Number	Project Title	Project Action	Fund Code	Fund Code Description	Phase	FY21 Obligations Amount	Federal Amount Programmed	Total Project Cost Estimate
ODOT	S174015	19356	OR212: UPRR Structure - Rock Creek	Project Close	M001	NATIONAL HIGHWAY PERF PROGRAM	ROW	(\$24,653)	\$87,176	\$1,426,764
				Project Close	Z240	SURFACE TRANSP BLOCK GRFS-FLEX	PE	\$326,506	\$1,193,059	\$1,426,764
				Project Close	M001	NATIONAL HIGHWAY PERF PROGRAM	N/A - ICAP	(\$2,712)	\$0	\$1,426,764
				Project Close	Z240	SURFACE TRANSP BLOCK GRFS-FLEX	N/A - ICAP	\$35,916	\$0	\$1,426,764
ODOT	S002224	19531	I-84/I-5: Banfield Interchange	Project Close	Z001	NATIONAL HIGHWAY PERF FAST	N/A - ICAP	(\$156,578)	\$0	\$10,339,343
				Project Close	Z001	NATIONAL HIGHWAY PERF FAST	CON	(\$1,175,685)	\$8,499,732	\$10,339,343
				Project Close	Z001	NATIONAL HIGHWAY PERF FAST	CON	(\$247,748)	\$8,499,732	\$10,339,343
ODOT	S171045	19719	OR212/224 Sunrise Corridor: 122nd Ave - 172nd Ave	Project Change	Z240	SURFACE TRANSP BLOCK GRFS-FLEX	ROW	\$2,323,998	\$0	\$3,400,000
				Project Change	Z004	HIGHWAY INFRASTRUCTURE ANY	CON	\$736,438	\$5,383,800	\$7,500,000
				Project Change	Z004	HIGHWAY INFRASTRUCTURE ANY	CON	\$2,806,354	\$5,383,800	\$7,500,000
				Project Change	Z0E1	NATIONAL HIGHWAY PERF FAST EXT	CON	\$2,179,994	\$5,383,800	\$7,500,000
ODOT	S144030	19918	Portland Metropolitan: Bridge Screening and Rail Retrofit	Project Change	Z001	NATIONAL HIGHWAY PERF FAST	PE	\$67,499	\$575,223	\$6,935,060
				Project Change	Z001	NATIONAL HIGHWAY PERF FAST	N/A - ICAP	\$7,425	\$0	\$6,935,060
				Project Change	Z240	SURFACE TRANSP BLOCK GRFS-FLEX	N/A - ICAP	\$25,227	\$0	\$6,935,060
				Project Change	Z240	SURFACE TRANSP BLOCK GRFS-FLEX	CON	(\$23,594)	\$5,067,053	\$6,935,060
				Project Change	Z240	SURFACE TRANSP BLOCK GRFS-FLEX	CON	\$252,929	\$5,067,053	\$6,935,060
ODOT	S002231	20298	I-84: Fairview - Marine Drive	Project Change	L01E	INTERSTATE MAINT S-LU EXT	PE	(\$53,003)	\$797,201	\$864,456
				Project Change	M0E1	NATIONAL HWY PERF PROGRAM EXT	PE	\$368,880	\$797,201	\$864,456
				Project Change	L01E	INTERSTATE MAINT S-LU EXT	N/A - ICAP	(\$5,830)	\$0	\$864,456
				Project Change	M0E1	NATIONAL HWY PERF PROGRAM EXT	N/A - ICAP	\$40,577	\$0	\$864,456
ODOT	S002234	20410	I-84: I-205 - NE 181st Avenue	Project Change	L01E	INTERSTATE MAINT S-LU EXT	PE	(\$43,222)	\$435,861	\$13,197,690
				Project Change	L01E	INTERSTATE MAINT S-LU EXT	N/A - ICAP	(\$4,754)	\$0	\$13,197,690
ODOT	S001526	20411	I-5: I-205 Interchange - Boone (Willamette River) Bridge	Project Change	Z001	NATIONAL HIGHWAY PERF FAST	PE	(\$298,745)	\$899,677	\$13,366,280
				Project Change	M0E1	NATIONAL HWY PERF PROGRAM EXT	PE	(\$183,566)	\$899,677	\$13,366,280
				Project Change	Z001	NATIONAL HIGHWAY PERF FAST	N/A - ICAP	(\$32,862)	\$0	\$13,366,280
				Project Change	Z0E1	NATIONAL HIGHWAY PERF FAST EXT	N/A - ICAP	\$1,066,025	\$0	\$13,366,280
				Project Change	M0E1	NATIONAL HWY PERF PROGRAM EXT	N/A - ICAP	(\$20,193)	\$0	\$13,366,280
				Project Change	Z0E1	NATIONAL HIGHWAY PERF FAST EXT	CON	\$8,085,977	\$11,426,706	\$13,366,280
				Project Change	Z0E1	NATIONAL HIGHWAY PERF FAST EXT	CON	\$1,605,157	\$11,426,706	\$13,366,280

2021 FHWA Data by Lead Agency, Table 1

Lead Agency	Federal Project Number	ODOT Key Number	Project Title	Project Action	Fund Code	Fund Code Description	Phase	FY21 Obligations Amount	Federal Amount Programmed	Total Project Cost Estimate
ODOT	S123022	20413	US30BY (Lombard): N Fiske Ave - N Boston Ave	Project Change	ZS30	HIGHWAY SAFETY IMP PROG FAST	N/A - ICAP	(\$3,898)	\$0	\$18,501,602
				Project Change	ZS30	HIGHWAY SAFETY IMP PROG FAST	CON	\$504,276	\$13,131,297	\$18,501,602
				Project Change	ZS30	HIGHWAY SAFETY IMP PROG FAST	CON	(\$539,715)	\$13,131,297	\$18,501,602
ODOT	S091093	20438	OR99W (Barbur Blvd) at SW Capitol Hwy	Project Change	ZS32	SEC 164 PENALTIES HSIP FAST	ROW	\$40,000	\$80,000	\$2,926,700
				Project Change	ZSE2	SEC 164 PENALT HSIP FAST EXT	PE	\$129,000	\$720,100	\$2,926,700
				Project Change	ZSE2	SEC 164 PENALT HSIP FAST EXT	N/A - ICAP	\$199,256	\$0	\$2,926,700
				Project Change	ZS32	SEC 164 PENALTIES HSIP FAST	N/A - ICAP	\$4,400	\$0	\$2,926,700
				Project Change	Z240	SURFACE TRANSP BLOCK GRTS-FLEX	N/A - ICAP	\$100,095	\$0	\$2,926,700
				Project Change	ZSE2	SEC 164 PENALT HSIP FAST EXT	CON	\$336,697	\$2,125,573	\$2,926,700
				Project Change	ZSE2	SEC 164 PENALT HSIP FAST EXT	CON	\$1,034,162	\$2,125,573	\$2,926,700
				Project Change	Z240	SURFACE TRANSP BLOCK GRTS-FLEX	CON	\$741,444	\$2,125,573	\$2,926,700
ODOT	SA00269	20451	OR8 at River Rd	Project Change	Z0E1	NATIONAL HIGHWAY PERF FAST EXT	N/A - ICAP	\$169,836	\$0	\$2,349,463
				Project Change	Z0E1	NATIONAL HIGHWAY PERF FAST EXT	CON	\$505,130	\$1,073,400	\$2,349,463
				Project Change	Z0E1	NATIONAL HIGHWAY PERF FAST EXT	CON	\$752,914	\$1,073,400	\$2,349,463
ODOT	S091102	20465	OR99W: Barbur Blvd. northbound connection bridge over I-5	Project Change	Z001	NATIONAL HIGHWAY PERF FAST	PE	\$206,890	\$308,420	\$5,351,561
				Project Change	Z0E1	NATIONAL HIGHWAY PERF FAST EXT	N/A - ICAP	\$436,759	\$0	\$5,351,561
				Project Change	Z0E1	NATIONAL HIGHWAY PERF FAST EXT	CON	\$3,104,665	\$4,493,535	\$5,351,561
				Project Change	Z0E1	NATIONAL HIGHWAY PERF FAST EXT	CON	\$865,873	\$4,493,535	\$5,351,561
ODOT	S091089	20471	OR99W Tualatin River NB Bridge	Project Change	Z001	NATIONAL HIGHWAY PERF FAST	PE	(\$595,057)	\$987,030	\$2,302,900
				Project Change	Z001	NATIONAL HIGHWAY PERF FAST	N/A - ICAP	(\$101,912)	\$0	\$2,302,900
ODOT	S081079	20472	OR99E: Clackamas River (McLoughlin) Bridge	Project Change	M0E1	NATIONAL HWY PERF PROGRAM EXT	PE	\$249,001	\$224,325	\$250,000
ODOT	S064058	20480	I-205 Exit Ramps at SE Division St	Project Change	ZS30	HIGHWAY SAFETY IMP PROG FAST	PE	(\$15,337)	\$954,847	\$3,727,964
				Project Change	ZS30	HIGHWAY SAFETY IMP PROG FAST	N/A - ICAP	(\$1,688)	\$0	\$3,727,964
				Project Change	ZS3E	HIGHWAY SFTY IMP PRG FAST EXT	N/A - ICAP	\$298,363	\$0	\$3,727,964
				Project Change	ZS3E	HIGHWAY SFTY IMP PRG FAST EXT	CON	\$508,359	\$2,656,576	\$3,727,964
				Project Change	ZS3E	HIGHWAY SFTY IMP PRG FAST EXT	CON	\$2,204,028	\$2,656,576	\$3,727,964
ODOT	S081080	20487	OR99E Over UPRR at Baldwin Street Bridge	Project Change	Z240	SURFACE TRANSP BLOCK GRTS-FLEX	CON	\$1,268,255	\$3,663,863	\$5,247,382
				Project Change	Z240	SURFACE TRANSP BLOCK GRTS-FLEX	CON	\$519,608	\$3,663,863	\$5,247,382
ODOT	S064060	20508	I-205: Abernethy Bridge - SE 82nd Dr	Project Change	Z002	NATIONAL HWY PERF EXEMPT FAST	PE	(\$42,603)	\$746,982	\$7,292,433
				Project Change	Z002	NATIONAL HWY PERF EXEMPT FAST	N/A - ICAP	(\$4,687)	\$0	\$7,292,433

2021 FHWA Data by Lead Agency, Table 1

Lead Agency	Federal Project Number	ODOT Key Number	Project Title	Project Action	Fund Code	Fund Code Description	Phase	FY21 Obligations Amount	Federal Amount Programmed	Total Project Cost Estimate
ODOT	S091101	20702	OR-99W SB Ramp to I-5 SB (Capital Highway Interchange)	Project Change	Z001	NATIONAL HIGHWAY PERF FAST	PE	\$149,400	\$311,812	\$347,500
ODOT	SA00225	21371	I-5 and I-205: Portland Metropolitan Value Pricing Program	Project Change	Z001	NATIONAL HIGHWAY PERF FAST	PLAN	(\$13,969,384)	\$2,766,600	\$3,000,000
				Project Change	Z23E	STBG-URBANIZED >200K FAST EXT	PLAN	\$11,200,000	\$2,766,600	\$3,000,000
				Project Change	Z24E	SURFACE TRANS BLOCK-FLEX EXT	PLAN	\$4,438,312	\$2,766,600	\$3,000,000
				Project Change	Z001	NATIONAL HIGHWAY PERF FAST	N/A - ICAP	(\$1,536,632)	\$0	\$3,000,000
				Project Change	Z23E	STBG-URBANIZED >200K FAST EXT	N/A - ICAP	\$1,232,000	\$0	\$3,000,000
				Project Change	Z24E	SURFACE TRANS BLOCK-FLEX EXT	N/A - ICAP	\$488,214	\$0	\$3,000,000
ODOT	SA00303	21473	Oregon MPO Consortium Work Program FFY20	Project Change	Z450	METROPOLITAN PLANNING FAST	PLAN	\$25,919	\$0	\$0
ODOT	S171051	21598	OR224: SE 17th Ave - SE Rusk Road	New Project	Z0E1	NATIONAL HIGHWAY PERF FAST EXT	PE	\$2,263,649	\$2,263,649	\$2,617,733
				New Project	Z0E1	NATIONAL HIGHWAY PERF FAST EXT	N/A - ICAP	\$249,001	\$0	\$2,617,733
ODOT	S001540	21602	I-5: Marquam Bridge - Capitol Highway	New Project	Z240	SURFACE TRANSP BLOCK GRFS-FLEX	PE	\$845,192	\$845,192	\$7,902,178
				New Project	Z240	SURFACE TRANSP BLOCK GRFS-FLEX	N/A - ICAP	\$92,971	\$0	\$7,902,178
ODOT	S068033	21607	OR213 at NE Glisan St and NE Davis St	New Project	Z0E1	NATIONAL HIGHWAY PERF FAST EXT	PE	\$781,328	\$703,899	\$4,836,940
ODOT	S029035	21608	OR8 at 174th Ave, Armco Ave, Main St and A&B Row	New Project	ZS3E	HIGHWAY SFTY IMP PRG FAST EXT	PE	\$465,004	\$746,083	\$5,189,285
				New Project	ZS3E	HIGHWAY SFTY IMP PRG FAST EXT	N/A - ICAP	\$51,150	\$0	\$5,189,285
ODOT	SA00385	21616	OR99W: OR217 - SW Sunset Blvd & US30B: Kerby - 162nd Ave	New Project	ZS30	HIGHWAY SAFETY IMP PROG FAST	PE	\$429,860	\$429,860	\$2,495,798
				New Project	ZS30	HIGHWAY SAFETY IMP PROG FAST	N/A - ICAP	\$47,285	\$0	\$2,495,798
ODOT	S029036	21617	OR8: SE Brookwood Ave - OR217	New Project	M001	NATIONAL HIGHWAY PERF PROGRAM	PE	\$403,930	\$403,930	\$3,927,164
				New Project	M001	NATIONAL HIGHWAY PERF PROGRAM	N/A - ICAP	\$44,432	\$0	\$3,927,164
ODOT	S100067	21710	US30: Troutdale (Sandy River) Bridge	Project Change	Z240	SURFACE TRANSP BLOCK GRFS-FLEX	PE	(\$99,600)	\$512,697	\$4,869,052
ODOT	S001544	21799	I-5: E Burnside St - Marquam Bridge	New Project	Z03E	REDIST CERTAIN AUTH FAST EXT	PLAN	\$645,540	\$645,540	\$700,000
				New Project	Z03E	REDIST CERTAIN AUTH FAST EXT	N/A - ICAP	\$71,009	\$0	\$700,000
ODOT	S029034	22116	US8 Curb Ramps (Cornelius & Forest Grove) Project	Project Change	Z0E1	NATIONAL HIGHWAY PERF FAST EXT	ROW	\$343,880	\$309,802	\$2,226,371
ODOT	SA00448	22431	OR141/OR217 Curb Ramps	New Project	Z24E	SURFACE TRANS BLOCK-FLEX EXT	PE	\$851,830	\$851,830	\$2,736,658
				New Project	Z24E	SURFACE TRANS BLOCK-FLEX EXT	N/A - ICAP	\$114,997	\$0	\$2,736,658
ODOT	S123025	22432	US30BY Curb Ramps	New Project	Z24E	SURFACE TRANS BLOCK-FLEX EXT	PE	\$5,361,060	\$5,361,060	\$17,223,368
				New Project	Z24E	SURFACE TRANS BLOCK-FLEX EXT	N/A - ICAP	\$723,743	\$0	\$17,223,368
ODOT	5900312	21157, 21496	NE Airport Way Arterial Corridor Management	Project Change	Z44A	CONGESTION MGMT TECH DEPLOY	OTH	\$50,000	\$50,000	\$1,200,000
Portland	5900276	13502	NE Columbia Blvd at MLK Jr Blvd (Multnomah County)_	Project Close	Z24E	SURFACE TRANS BLOCK-FLEX EXT	ROW	\$193,451	\$650,543	\$3,859,260

2021 FHWA Data by Lead Agency, Table 1

Lead Agency	Federal Project Number	ODOT Key Number	Project Title	Project Action	Fund Code	Fund Code Description	Phase	FY21 Obligations Amount	Federal Amount Programmed	Total Project Cost Estimate
Portland	5900253	18021	East Portland Active Transportation To Transit	Project Change	L23E	STP- URBANIZED AREAS S-LU EXT	ROW	(\$94,760)	\$234,677	\$5,776,394
				Project Change	Z230	STBG-URBANIZED >200K FAST	CON	\$94,979	\$2,612,025	\$5,776,394
Portland	5900283	18308	N/NE Columbia Blvd Traffic/Transit Signal Upgrade	Project Change	M23E	STP-URBANIZED >200K MAP-21 EXT	OTH	(\$33,118)	\$67,298	\$1,225,900
				Project Change	Z230	STBG-URBANIZED >200K FAST	CON	(\$6,722)	\$844,269	\$1,225,900
				Project Change	Z230	STBG-URBANIZED >200K FAST	CON	\$7,461	\$844,269	\$1,225,900
Portland	5900292	19297	East Portland Access To Employment And Education	Project Change	Z230	STBG-URBANIZED >200K FAST	PE	(\$86)	\$1,529,579	\$11,688,129
Portland	5900296	19303	N. Going To The Island Freight Project	Project Change	Z230	STBG-URBANIZED >200K FAST	PE	(\$8)	\$70,000	\$557,228
				Project Change	L23E	STP- URBANIZED AREAS S-LU EXT	OTH	(\$9,168)	\$30,000	\$557,228
Portland	5900309	21407	OR99W/SW Barbur Blvd area: Sidewalk Infill (Portland)	Project Change	L23E	STP- URBANIZED AREAS S-LU EXT	PE	\$44,865	\$422,628	\$1,938,487
Sherwood	6710005	18026	Cedar Creek/Tonquin Trail: OR99W - Murdock Rd	Project Change	Z400	CONGESTION MITIGATION FAST	CON	\$1,259,624	\$3,750,893	\$5,527,018
				Project Change	Z400	CONGESTION MITIGATION FAST	CON	\$2,491,272	\$3,750,893	\$5,527,018
TriMet	0000239	18838	OR99W: Corridor Safety & Access To Transit	Project Change	Z301	TRANS ALTERNATIVES >200K FAST	CON	\$498,603	\$2,226,763	\$3,605,000
				Project Change	Z301	TRANS ALTERNATIVES >200K FAST	CON	\$1,022,573	\$2,226,763	\$3,605,000
TriMet	S029031	18839	OR8: SW 192nd Ave (Aloha) - SW 160th Ave (Beaverton)	Project Change	Z240	SURFACE TRANSP BLOCK GRFS-FLEX	CON	(\$222,107)	\$735,786	\$1,795,000
				Project Change	Z240	SURFACE TRANSP BLOCK GRFS-FLEX	CON	(\$526,259)	\$735,786	\$1,795,000
Washington County	C067110	18311	Durham Rd/Upper Boones Ferry Rd: OR99W - I-5	Project Change	Z230	STBG-URBANIZED >200K FAST	CON	\$26,932	\$206,938	\$1,865,015
				Project Change	Z230	STBG-URBANIZED >200K FAST	CON	\$180,006	\$206,938	\$1,865,015
West Linn	S003016	20329	OR43: Marylhurst Dr - Hidden Springs Rd (West Linn)	Project Change	Z400	CONGESTION MITIGATION FAST	ROW	\$116,649	\$411,345	\$7,038,203
				Project Change	Z301	TRANS ALTERNATIVES >200K FAST	ROW	\$294,696	\$411,345	\$7,038,203
Wilsonville	8280013	17264	French Prairie Bridge: Boones Ferry Rd-Butteville Rd	Project Close	L23R	STP-URBANIZED AREAS RE.	PLAN	(\$186,009)	\$1,250,000	\$1,393,068
						TOTAL 2021 FHWA AWARDS		\$104,003,940		

2021 FHWA Data by Federal Fund Source, Table 2

Lead Agency	Federal Project Number	ODOT Key Number	Project Title	Project Action	Fund Code	Fund Type	Fund Code Description	Phase	FY21 Obligations Amount	Federal Amount Programmed	Total Project Cost Estimate
ODOT	5900312	21157, 21496	NE Airport Way Arterial Corridor Management	Project Change	Z44A	CMAQ - TECH	CONGESTION MGMT TECH DEPLOY	OTH	\$50,000	\$50,000	\$1,200,000
						CMAQ - TECH Total			\$50,000		
Gresham	3125061	20808	NE Cleveland Ave: SE Stark ST - NE Burnside	Project Change	Z40E	CMAQ - URBAN	CONGESTION MITIGAT FAST EXT	ROW	\$376,569	\$376,569	\$5,435,666
Sherwood	6710005	18026	Cedar Creek/Tonquin Trail: OR99W - Murdock Rd	Project Change	Z400	CMAQ - URBAN	CONGESTION MITIGATION FAST	CON	\$1,259,624	\$3,750,893	\$5,527,018
				Project Change	Z400	CMAQ - URBAN	CONGESTION MITIGATION FAST	CON	\$2,491,272	\$3,750,893	\$5,527,018
West Linn	S003016	20329	OR43: Marylhurst Dr - Hidden Springs Rd (West Linn)	Project Change	Z400	CMAQ - URBAN	CONGESTION MITIGATION FAST	ROW	\$116,649	\$411,345	\$7,038,203
						CMAQ - URBAN Total			\$4,244,114		
Multnomah County	C051107	18833	NE 238th Dr: NE Halsey St - NE Glisan St	Project Change	LZ1E	EQUITY BONUS	EQ BONUS EXEMPT LIM S-LU EXT	PE	(\$1,479)	\$1,000,000	\$8,918,869
						EQUITY BONUS Total			(\$1,479)		
ODOT	S068020	16150	OR213: Intersection Improvements, Couch-Division	Project Close	ZS30	HSIP	HIGHWAY SAFETY IMP PROG FAST	ROW	(\$161,137)	\$703,327	\$7,793,669
ODOT	S029029	18791	OR8 at OR219 and SE 44th - SE 45th Ave (Hillsboro)	Project Change	MS3E	HSIP	HIGHWAY SAFETY IMP PROG EXTENS	ROW	(\$100,233)	\$165,000	\$2,840,445
				Project Change	MS3E	HSIP	HIGHWAY SAFETY IMP PROG EXTENS	N/A - ICAP	(\$11,026)	\$0	\$2,840,445
ODOT	S026117	18795	US26 (Powell Blvd): SE 20th - SE 34th	Project Close	MS30	HSIP	HIGHWAY SAFETY IMP PROG	ROW	(\$13,876)	\$368,880	\$4,605,516
				Project Close	ZS30	HSIP	HIGHWAY SAFETY IMP PROG FAST	N/A - ICAP	(\$2,631)	\$0	\$4,605,516
				Project Close	ZS30	HSIP	HIGHWAY SAFETY IMP PROG FAST	CON	\$56,191	\$3,230,000	\$4,605,516
				Project Close	ZS30	HSIP	HIGHWAY SAFETY IMP PROG FAST	CON	(\$78,107)	\$3,230,000	\$4,605,516
ODOT	S123022	20413	US30BY (Lombard): N Fiske Ave - N Boston Ave	Project Change	ZS30	HSIP	HIGHWAY SAFETY IMP PROG FAST	N/A - ICAP	(\$3,898)	\$0	\$18,501,602
				Project Change	ZS30	HSIP	HIGHWAY SAFETY IMP PROG FAST	CON	\$504,276	\$13,131,297	\$18,501,602
				Project Change	ZS30	HSIP	HIGHWAY SAFETY IMP PROG FAST	CON	(\$539,715)	\$13,131,297	\$18,501,602
ODOT	S064058	20480	I-205 Exit Ramps at SE Division St	Project Change	ZS30	HSIP	HIGHWAY SAFETY IMP PROG FAST	PE	(\$15,337)	\$954,847	\$3,727,964
				Project Change	ZS30	HSIP	HIGHWAY SAFETY IMP PROG FAST	N/A - ICAP	(\$1,688)	\$0	\$3,727,964
				Project Change	ZS3E	HSIP	HIGHWAY SFTY IMP PRG FAST EXT	N/A - ICAP	\$298,363	\$0	\$3,727,964
				Project Change	ZS3E	HSIP	HIGHWAY SFTY IMP PRG FAST EXT	CON	\$508,359	\$2,656,576	\$3,727,964
				Project Change	ZS3E	HSIP	HIGHWAY SFTY IMP PRG FAST EXT	CON	\$2,204,028	\$2,656,576	\$3,727,964
ODOT	S029035	21608	OR8 at 174th Ave, Armco Ave, Main St and A&B Row	New Project	ZS3E	HSIP	HIGHWAY SFTY IMP PRG FAST EXT	PE	\$465,004	\$746,083	\$5,189,285
				New Project	ZS3E	HSIP	HIGHWAY SFTY IMP PRG FAST EXT	N/A - ICAP	\$51,150	\$0	\$5,189,285

2021 FHWA Data by Federal Fund Source, Table 2

Lead Agency	Federal Project Number	ODOT Key Number	Project Title	Project Action	Fund Code	Fund Type	Fund Code Description	Phase	FY21 Obligations Amount	Federal Amount Programmed	Total Project Cost Estimate
ODOT	SA00385	21616	OR99W: OR217 - SW Sunset Blvd & US30B: Kerby - 162nd Ave	New Project	ZS30	HSIP	HIGHWAY SAFETY IMP PROG FAST	PE	\$429,860	\$429,860	\$2,495,798
				New Project	ZS30	HSIP	HIGHWAY SAFETY IMP PROG FAST	N/A - ICAP	\$47,285	\$0	\$2,495,798
						HSIP Total			\$3,636,867		
ODOT	S064056	19721	I-205 NB: MP13.3 - Sunnybrook Exit	Project Change	Z004	HWY INFRA	HIGHWAY INFRASTRUCTURE ANY	CON	\$736,438	\$5,383,800	\$7,500,000
				Project Change	Z004	HWY INFRA	HIGHWAY INFRASTRUCTURE ANY	CON	\$2,806,354	\$5,383,800	\$7,500,000
						HWY INFRA Total			\$3,542,792		
ODOT	S002231	20298	I-84: Fairview - Marine Drive	Project Change	L01E	INTERSTATE MAINT	INTERSTATE MAINT S-LU EXT	PE	(\$53,003)	\$797,201	\$864,456
				Project Change	L01E	INTERSTATE MAINT	INTERSTATE MAINT S-LU EXT	N/A - ICAP	(\$5,830)	\$0	\$864,456
ODOT	S002234	20410	I-84: I-205 - NE 181st Avenue	Project Change	L01E	INTERSTATE MAINT	INTERSTATE MAINT S-LU EXT	PE	(\$43,222)	\$435,861	\$13,197,690
				Project Change	L01E	INTERSTATE MAINT	INTERSTATE MAINT S-LU EXT	N/A - ICAP	(\$4,754)	\$0	\$13,197,690
						INTERSTATE MAINT Total			(\$106,810)		
Metro	PR20101	20595	Portland Area MPO Planning SFY20	Project Close	18MP	MPO PLANNING	FTA METROPOLITAN TRANSPORT	PLAN	\$448,241	\$5,962,451	\$7,927,833
				Project Close	Z450	MPO PLANNING	METROPOLITAN PLANNING FAST	PLAN	(\$283,464)	\$5,962,451	\$7,927,833
Metro	PR21101	20596	Portland MPO Planning SFY21	Project Change	19MP	MPO PLANNING	FTA METROPOLITAN TRANSPORT	PLAN	\$793,567	\$5,702,608	\$8,610,885
Metro	PR22101	20597	Portland Metropolitan Area Planning SFY22	Project Change	Z77D	MPO PLANNING	FTA METROPOLITAN TRANSPORT	PLAN	\$795	\$6,019,868	\$8,837,195
				Project Change	19MP	MPO PLANNING	FTA METROPOLITAN TRANSPORT	PLAN	\$12,048	\$6,019,868	\$8,837,195
				Project Change	20MP	MPO PLANNING	FTA METROPOLITAN TRANSPORT	PLAN	\$482,026	\$6,019,868	\$8,837,195
				Project Change	Z450	MPO PLANNING	METROPOLITAN PLANNING FAST	PLAN	\$340,612	\$6,019,868	\$8,837,195
				Project Change	Z45E	MPO PLANNING	METROPOLITAN PLANNING FAST EXT	PLAN	\$2,368,374	\$6,019,868	\$8,837,195
ODOT	SA00303	21473	Oregon MPO Consortium Work Program FFY20	Project Change	Z450	MPO PLANNING	METROPOLITAN PLANNING FAST	PLAN	\$25,919	\$0	\$0
						MPO PLANNING Total			\$4,188,118		
ODOT	S001392	17516	I-5: Interstate Bridge - Hassalo St Pacific	Project Close	Z001	NHPP	NATIONAL HIGHWAY PERF FAST	N/A - ICAP	(\$169,711)	\$0	\$17,589,209
				Project Close	Z001	NHPP	NATIONAL HIGHWAY PERF FAST	CON	(\$751,351)	\$15,223,252	\$17,589,209
				Project Close	Z001	NHPP	NATIONAL HIGHWAY PERF FAST	CON	(\$791,474)	\$15,223,252	\$17,589,209

2021 FHWA Data by Federal Fund Source, Table 2

Lead Agency	Federal Project Number	ODOT Key Number	Project Title	Project Action	Fund Code	Fund Type	Fund Code Description	Phase	FY21 Obligations Amount	Federal Amount Programmed	Total Project Cost Estimate
ODOT	S068028	18757	OR213 Operational Improvements	Project Change	M002	NHPP	NATIONAL HIGHWAY PERF EXEMPT	OTH	(\$15,445)	\$107,676	\$4,699,001
				Project Change	Z002	NHPP	NATIONAL HWY PERF EXEMPT FAST	OTH	(\$7,655)	\$107,676	\$4,699,001
				Project Change	M002	NHPP	NATIONAL HIGHWAY PERF EXEMPT	N/A - ICAP	(\$1,699)	\$0	\$4,699,001
				Project Change	Z002	NHPP	NATIONAL HWY PERF EXEMPT FAST	N/A - ICAP	(\$842)	\$0	\$4,699,001
ODOT	S174013	18772	OR212: UPRR - US26	Project Change	Z001	NHPP	NATIONAL HIGHWAY PERF FAST	CON	\$65,254	\$14,219,938	\$17,884,563
ODOT	S068021	18779	OR213: SE Lindy St - SE King Rd	Project Close	Z001	NHPP	NATIONAL HIGHWAY PERF FAST	N/A - ICAP	(\$17,246)	\$0	\$6,536,310
				Project Close	Z001	NHPP	NATIONAL HIGHWAY PERF FAST	CON	\$313,838	\$3,456,759	\$6,536,310
				Project Close	Z001	NHPP	NATIONAL HIGHWAY PERF FAST	CON	(\$470,616)	\$3,456,759	\$6,536,310
ODOT	S174016	19355	OR212: Rock Creek - Richey Rd	Project Close	Z002	NHPP	NATIONAL HWY PERF EXEMPT FAST	PE	(\$86,636)	\$1,224,631	\$1,527,708
				Project Close	Z002	NHPP	NATIONAL HWY PERF EXEMPT FAST	N/A - ICAP	(\$9,530)	\$0	\$1,527,708
ODOT	S174015	19356	OR212: UPRR Structure - Rock Creek	Project Close	M001	NHPP	NATIONAL HIGHWAY PERF PROGRAM	ROW	(\$24,653)	\$87,176	\$1,426,764
				Project Close	M001	NHPP	NATIONAL HIGHWAY PERF PROGRAM	N/A - ICAP	(\$2,712)	\$0	\$1,426,764
ODOT	S002224	19531	I-84/I-5: Banfield Interchange	Project Close	Z001	NHPP	NATIONAL HIGHWAY PERF FAST	N/A - ICAP	(\$156,578)	\$0	\$10,339,343
				Project Close	Z001	NHPP	NATIONAL HIGHWAY PERF FAST	CON	(\$1,175,685)	\$8,499,732	\$10,339,343
				Project Close	Z001	NHPP	NATIONAL HIGHWAY PERF FAST	CON	(\$247,748)	\$8,499,732	\$10,339,343
ODOT	S064056	19721	I-205 NB: MP13.3 - Sunnybrook Exit	Project Change	Z0E1	NHPP	NATIONAL HIGHWAY PERF FAST EXT	CON	\$2,179,994	\$5,383,800	\$7,500,000
ODOT	S144030	19918	Portland Metropolitan: Bridge Screening and Rail Retrofit	Project Change	Z001	NHPP	NATIONAL HIGHWAY PERF FAST	PE	\$67,499	\$575,223	\$6,935,060
				Project Change	Z001	NHPP	NATIONAL HIGHWAY PERF FAST	N/A - ICAP	\$7,425	\$0	\$6,935,060
ODOT	S002231	20298	I-84: Fairview - Marine Drive	Project Change	M0E1	NHPP	NATIONAL HWY PERF PROGRAM EXT	PE	\$368,880	\$797,201	\$864,456
				Project Change	M0E1	NHPP	NATIONAL HWY PERF PROGRAM EXT	N/A - ICAP	\$40,577	\$0	\$864,456
ODOT	S001526	20411	I-5: I-205 Interchange - Boone (Willamette River) Bridge	Project Change	Z001	NHPP	NATIONAL HIGHWAY PERF FAST	PE	(\$298,745)	\$899,677	\$13,366,280
				Project Change	M0E1	NHPP	NATIONAL HWY PERF PROGRAM EXT	PE	(\$183,566)	\$899,677	\$13,366,280
				Project Change	Z001	NHPP	NATIONAL HIGHWAY PERF FAST	N/A - ICAP	(\$32,862)	\$0	\$13,366,280
				Project Change	Z0E1	NHPP	NATIONAL HIGHWAY PERF FAST EXT	N/A - ICAP	\$1,066,025	\$0	\$13,366,280
				Project Change	M0E1	NHPP	NATIONAL HWY PERF PROGRAM EXT	N/A - ICAP	(\$20,193)	\$0	\$13,366,280
				Project Change	Z0E1	NHPP	NATIONAL HIGHWAY PERF FAST EXT	CON	\$8,085,977	\$11,426,706	\$13,366,280
				Project Change	Z0E1	NHPP	NATIONAL HIGHWAY PERF FAST EXT	CON	\$1,605,157	\$11,426,706	\$13,366,280

2021 FHWA Data by Federal Fund Source, Table 2

Lead Agency	Federal Project Number	ODOT Key Number	Project Title	Project Action	Fund Code	Fund Type	Fund Code Description	Phase	FY21 Obligations Amount	Federal Amount Programmed	Total Project Cost Estimate
ODOT	SA00269	20451	OR8 at River Rd	Project Change	Z0E1	NHPP	NATIONAL HIGHWAY PERF FAST EXT	N/A - ICAP	\$169,836	\$0	\$2,349,463
				Project Change	Z0E1	NHPP	NATIONAL HIGHWAY PERF FAST EXT	CON	\$505,130	\$1,073,400	\$2,349,463
				Project Change	Z0E1	NHPP	NATIONAL HIGHWAY PERF FAST EXT	CON	\$752,914	\$1,073,400	\$2,349,463
ODOT	S091102	20465	OR99W: Barbur Blvd. northbound connection bridge over I-5	Project Change	Z001	NHPP	NATIONAL HIGHWAY PERF FAST	PE	\$206,890	\$308,420	\$5,351,561
				Project Change	Z0E1	NHPP	NATIONAL HIGHWAY PERF FAST EXT	N/A - ICAP	\$436,759	\$0	\$5,351,561
				Project Change	Z0E1	NHPP	NATIONAL HIGHWAY PERF FAST EXT	CON	\$3,104,665	\$4,493,535	\$5,351,561
				Project Change	Z0E1	NHPP	NATIONAL HIGHWAY PERF FAST EXT	CON	\$865,873	\$4,493,535	\$5,351,561
ODOT	S091089	20471	OR99W Tualatin River NB Bridge	Project Change	Z001	NHPP	NATIONAL HIGHWAY PERF FAST	PE	(\$595,057)	\$987,030	\$2,302,900
				Project Change	Z001	NHPP	NATIONAL HIGHWAY PERF FAST	N/A - ICAP	(\$101,912)	\$0	\$2,302,900
ODOT	S081079	20472	OR99E: Clackamas River (McLoughlin) Bridge	Project Change	M0E1	NHPP	NATIONAL HWY PERF PROGRAM EXT	PE	\$249,001	\$224,325	\$250,000
ODOT	S064060	20508	I-205: Abernethy Bridge - SE 82nd Dr	Project Change	Z002	NHPP	NATIONAL HWY PERF EXEMPT FAST	PE	(\$42,603)	\$746,982	\$7,292,433
				Project Change	Z002	NHPP	NATIONAL HWY PERF EXEMPT FAST	N/A - ICAP	(\$4,687)	\$0	\$7,292,433
ODOT	S091101	20702	OR-99W SB Ramp to I-5 SB (Capital Highway Interchange)	Project Change	Z001	NHPP	NATIONAL HIGHWAY PERF FAST	PE	\$149,400	\$311,812	\$347,500
ODOT	SA00225	21371	I-5 and I-205: Portland Metropolitan Value Pricing Program	Project Change	Z001	NHPP	NATIONAL HIGHWAY PERF FAST	PLAN	(\$13,969,384)	\$2,766,600	\$3,000,000
				Project Change	Z001	NHPP	NATIONAL HIGHWAY PERF FAST	N/A - ICAP	(\$1,536,632)	\$0	\$3,000,000
ODOT	S171051	21598	OR224: SE 17th Ave - SE Rusk Road	New Project	Z0E1	NHPP	NATIONAL HIGHWAY PERF FAST EXT	PE	\$2,263,649	\$2,263,649	\$2,617,733
				New Project	Z0E1	NHPP	NATIONAL HIGHWAY PERF FAST EXT	N/A - ICAP	\$249,001	\$0	\$2,617,733
ODOT	S068033	21607	OR213 at NE Glisan St and NE Davis St	New Project	Z0E1	NHPP	NATIONAL HIGHWAY PERF FAST EXT	PE	\$781,328	\$703,899	\$4,836,940
ODOT	S029036	21617	OR8: SE Brookwood Ave - OR217	New Project	M001	NHPP	NATIONAL HIGHWAY PERF PROGRAM	PE	\$403,930	\$403,930	\$3,927,164
				New Project	M001	NHPP	NATIONAL HIGHWAY PERF PROGRAM	N/A - ICAP	\$44,432	\$0	\$3,927,164
ODOT	S029034	22116	US8 Curb Ramps (Cornelius & Forest Grove) Project	Project Change	Z0E1	NHPP	NATIONAL HIGHWAY PERF FAST EXT	ROW	\$343,880	\$309,802	\$2,226,371
						NHPP Total			\$3,612,090		
ODOT	S001544	21799	I-5: E Burnside St - Marquam Bridge	New Project	Z03E	REDISTRIBUTION	REDIST CERTAIN AUTH FAST EXT	PLAN	\$645,540	\$645,540	\$700,000
				New Project	Z03E	REDISTRIBUTION	REDIST CERTAIN AUTH FAST EXT	N/A - ICAP	\$71,009	\$0	\$700,000
						REDISTRIBUTION Total			\$716,549		
ODOT	S026117	18795	US26 (Powell Blvd): SE 20th - SE 34th	Project Close	ZS32	SEC 164	SEC 164 PENALTIES HSIP FAST	OTH	(\$8,812)	\$69,741	\$4,605,516

2021 FHWA Data by Federal Fund Source, Table 2

Lead Agency	Federal Project Number	ODOT Key Number	Project Title	Project Action	Fund Code	Fund Type	Fund Code Description	Phase	FY21 Obligations Amount	Federal Amount Programmed	Total Project Cost Estimate
ODOT	S091093	20438	OR99W (Barbur Blvd) at SW Capitol Hwy	Project Change	ZS32	SEC 164	SEC 164 PENALTIES HSIP FAST	ROW	\$40,000	\$80,000	\$2,926,700
				Project Change	ZSE2	SEC 164	SEC 164 PENALT HSIP FAST EXT	PE	\$129,000	\$720,100	\$2,926,700
				Project Change	ZSE2	SEC 164	SEC 164 PENALT HSIP FAST EXT	N/A - ICAP	\$199,256	\$0	\$2,926,700
				Project Change	ZS32	SEC 164	SEC 164 PENALTIES HSIP FAST	N/A - ICAP	\$4,400	\$0	\$2,926,700
				Project Change	ZSE2	SEC 164	SEC 164 PENALT HSIP FAST EXT	CON	\$336,697	\$2,125,573	\$2,926,700
				Project Change	ZSE2	SEC 164	SEC 164 PENALT HSIP FAST EXT	CON	\$1,034,162	\$2,125,573	\$2,926,700
						SEC 164 Total			\$1,734,703		
ODOT	S068020	16150	OR213: Intersection Improvements, Couch-Division	Project Close	L21R	STP - SAFETY	STP OPTIONAL SAFETY-RE.	ROW	(\$2,042)	\$703,327	\$7,793,669
				Project Close	L21R	STP - SAFETY	STP OPTIONAL SAFETY-RE.	N/A - ICAP	(\$194)	\$0	\$7,793,669
						STP - SAFETY Total			(\$2,236)		
Metro	PR22101	20597	Portland Metropolitan Area Planning SFY22	Project Change	Z240	STP/STBG - FLEX	SURFACE TRANSP BLOCK GRTS-FLEX	PLAN	\$201,893	\$6,019,868	\$8,837,195
Multnomah County	C051107	18833	NE 238th Dr: NE Halsey St - NE Glisan St	Project Change	Z240	STP/STBG - FLEX	SURFACE TRANSP BLOCK GRTS-FLEX	CON	(\$36,519)	\$5,879,738	\$8,918,869
				Project Change	Z240	STP/STBG - FLEX	SURFACE TRANSP BLOCK GRTS-FLEX	CON	\$136,501	\$5,879,738	\$8,918,869
ODOT	S001392	17516	I-5: Interstate Bridge - Hassalo St Pacific	Project Close	Z240	STP/STBG - FLEX	SURFACE TRANSP BLOCK GRTS-FLEX	ROW	(\$9,407)	\$18,444	\$17,589,209
				Project Close	Z240	STP/STBG - FLEX	SURFACE TRANSP BLOCK GRTS-FLEX	N/A - ICAP	(\$1,035)	\$0	\$17,589,209
ODOT	S144026	18841	OR217: OR10 - OR99W	Project Change	Z24E	STP/STBG - FLEX	SURFACE TRANS BLOCK-FLEX EXT	N/A - ICAP	\$5,782,897	\$0	\$158,975,917
				Project Change	Z24E	STP/STBG - FLEX	SURFACE TRANS BLOCK-FLEX EXT	CON	\$42,836,270	\$112,514,129	\$158,975,917
ODOT	S174015	19356	OR212: UPRR Structure - Rock Creek	Project Close	Z240	STP/STBG - FLEX	SURFACE TRANSP BLOCK GRTS-FLEX	PE	\$326,506	\$1,193,059	\$1,426,764
				Project Close	Z240	STP/STBG - FLEX	SURFACE TRANSP BLOCK GRTS-FLEX	N/A - ICAP	\$35,916	\$0	\$1,426,764
ODOT	S171045	19719	OR212/224 Sunrise Corridor: 122nd Ave - 172nd Ave	Project Change	Z240	STP/STBG - FLEX	SURFACE TRANSP BLOCK GRTS-FLEX	ROW	\$2,323,998	\$0	\$3,400,000
ODOT	S144030	19918	Portland Metropolitan: Bridge Screening and Rail Retrofit	Project Change	Z240	STP/STBG - FLEX	SURFACE TRANSP BLOCK GRTS-FLEX	N/A - ICAP	\$25,227	\$0	\$6,935,060
				Project Change	Z240	STP/STBG - FLEX	SURFACE TRANSP BLOCK GRTS-FLEX	CON	(\$23,594)	\$5,067,053	\$6,935,060
				Project Change	Z240	STP/STBG - FLEX	SURFACE TRANSP BLOCK GRTS-FLEX	CON	\$252,929	\$5,067,053	\$6,935,060
ODOT	S091093	20438	OR99W (Barbur Blvd) at SW Capitol Hwy	Project Change	Z240	STP/STBG - FLEX	SURFACE TRANSP BLOCK GRTS-FLEX	N/A - ICAP	\$100,095	\$0	\$2,926,700
				Project Change	Z240	STP/STBG - FLEX	SURFACE TRANSP BLOCK GRTS-FLEX	CON	\$741,444	\$2,125,573	\$2,926,700
ODOT	S081080	20487	OR99E Over UPRR at Baldwin Street Bridge	Project Change	Z240	STP/STBG - FLEX	SURFACE TRANSP BLOCK GRTS-FLEX	CON	\$1,268,255	\$3,663,863	\$5,247,382
				Project Change	Z240	STP/STBG - FLEX	SURFACE TRANSP BLOCK GRTS-FLEX	CON	\$519,608	\$3,663,863	\$5,247,382

2021 FHWA Data by Federal Fund Source, Table 2

Lead Agency	Federal Project Number	ODOT Key Number	Project Title	Project Action	Fund Code	Fund Type	Fund Code Description	Phase	FY21 Obligations Amount	Federal Amount Programmed	Total Project Cost Estimate
ODOT	SA00225	21371	I-5 and I-205: Portland Metropolitan Value Pricing Program	Project Change	Z24E	STP/STBG - FLEX	SURFACE TRANS BLOCK-FLEX EXT	PLAN	\$4,438,312	\$2,766,600	\$3,000,000
				Project Change	Z24E	STP/STBG - FLEX	SURFACE TRANS BLOCK-FLEX EXT	N/A - ICAP	\$488,214	\$0	\$3,000,000
ODOT	S001540	21602	I-5: Marquam Bridge - Capitol Highway	New Project	Z240	STP/STBG - FLEX	SURFACE TRANSP BLOCK GRTS-FLEX	PE	\$845,192	\$845,192	\$7,902,178
				New Project	Z240	STP/STBG - FLEX	SURFACE TRANSP BLOCK GRTS-FLEX	N/A - ICAP	\$92,971	\$0	\$7,902,178
ODOT	S100067	21710	US30: Troutdale (Sandy River) Bridge	Project Change	Z240	STP/STBG - FLEX	SURFACE TRANSP BLOCK GRTS-FLEX	PE	(\$99,600)	\$512,697	\$4,869,052
ODOT	SA00448	22431	OR141/OR217 Curb Ramps	New Project	Z24E	STP/STBG - FLEX	SURFACE TRANS BLOCK-FLEX EXT	PE	\$851,830	\$851,830	\$2,736,658
				New Project	Z24E	STP/STBG - FLEX	SURFACE TRANS BLOCK-FLEX EXT	N/A - ICAP	\$114,997	\$0	\$2,736,658
ODOT	S123025	22432	US30BY Curb Ramps	New Project	Z24E	STP/STBG - FLEX	SURFACE TRANS BLOCK-FLEX EXT	PE	\$5,361,060	\$5,361,060	\$17,223,368
				New Project	Z24E	STP/STBG - FLEX	SURFACE TRANS BLOCK-FLEX EXT	N/A - ICAP	\$723,743	\$0	\$17,223,368
Portland	5900276	13502	NE Columbia Blvd at MLK Jr Blvd (Multnomah County)_	Project Close	Z24E	STP/STBG - FLEX	SURFACE TRANS BLOCK-FLEX EXT	ROW	\$193,451	\$650,543	\$3,859,260
TriMet	S029031	18839	OR8: SW 192nd Ave (Aloha) - SW 160th Ave (Beaverton)	Project Change	Z240	STP/STBG - FLEX	SURFACE TRANSP BLOCK GRTS-FLEX	CON	(\$222,107)	\$735,786	\$1,795,000
				Project Change	Z240	STP/STBG - FLEX	SURFACE TRANSP BLOCK GRTS-FLEX	CON	(\$526,259)	\$735,786	\$1,795,000
						STP/STBG - FLEX Total			\$66,742,786		
Clackamas County	C005098	18305	Sunnyside Rd Adaptive Signal System	Project Close	Z230	STP/STBG - URBAN	STBG-URBANIZED >200K FAST	CON	\$36,450	\$1,021,623	\$1,392,098
				Project Close	Z230	STP/STBG - URBAN	STBG-URBANIZED >200K FAST	CON	(\$52,461)	\$1,021,623	\$1,392,098
Clackamas County	C005103	19276	Jennings Ave: OR99E to Oatfield Rd	Project Change	Z230	STP/STBG - URBAN	STBG-URBANIZED >200K FAST	ROW	\$897,298	\$897,332	\$5,277,908
				Project Change	Z230	STP/STBG - URBAN	STBG-URBANIZED >200K FAST	PE	\$394,722	\$977,967	\$5,277,908
Clackamas County	C005105	19278	Trolley Trail Bridge: Gladstone to Oregon City	Project Close	Z230	STP/STBG - URBAN	STBG-URBANIZED >200K FAST	PLAN	(\$17,325)	\$201,892	\$224,999
Gresham	3125042	14393	NE Cleveland Ave: Stark St - Powell Blvd (Gresham)	Project Close	Z230	STP/STBG - URBAN	STBG-URBANIZED >200K FAST	CON	\$24,941	\$562,567	\$1,507,153
				Project Close	Z230	STP/STBG - URBAN	STBG-URBANIZED >200K FAST	CON	(\$25,998)	\$562,567	\$1,507,153
Gresham	3125056	19279	Sandy Blvd: NE 181st Ave To East Gresham City Limit	Project Change	M23E	STP/STBG - URBAN	STP-URBANIZED >200K MAP-21 EXT	PE	(\$4,796)	\$596,350	\$5,233,403
Gresham	3125059	21195	East Multnomah County Road Connection ITS	Project Change	Z230	STP/STBG - URBAN	STBG-URBANIZED >200K FAST	PE	(\$14,093)	\$134,595	\$698,001
				Project Change	L23E	STP/STBG - URBAN	STP- URBANIZED AREAS S-LU EXT	CON	\$8,445	\$405,939	\$698,001
Metro	PR20101	20595	Portland Area MPO Planning SFY20	Project Close	Z230	STP/STBG - URBAN	STBG-URBANIZED >200K FAST	PLAN	(\$1,132,968)	\$5,962,451	\$7,927,833
Metro	PR22101	20597	Portland Metropolitan Area Planning SFY22	Project Change	Z23E	STP/STBG - URBAN	STBG-URBANIZED >200K FAST EXT	PLAN	\$1,205,597	\$6,019,868	\$8,837,195
Metro	5900318	20897	Regional Freight Studies	New Project	Z23E	STP/STBG - URBAN	STBG-URBANIZED >200K FAST EXT	PLAN	\$200,000	\$200,000	\$222,891

2021 FHWA Data by Federal Fund Source, Table 2

Lead Agency	Federal Project Number	ODOT Key Number	Project Title	Project Action	Fund Code	Fund Type	Fund Code Description	Phase	FY21 Obligations Amount	Federal Amount Programmed	Total Project Cost Estimate
Multnomah County	C051102	14438	Stark St Beaver Creek Culvert	Project Close	Z230	STP/STBG - URBAN	STBG-URBANIZED >200K FAST	OTH	\$99,357	\$0	\$1,224,454
				Project Close	Z230	STP/STBG - URBAN	STBG-URBANIZED >200K FAST	CON	(\$244,970)	\$811,567	\$1,224,454
ODOT	SA00225	21371	I-5 and I-205: Portland Metropolitan Value Pricing Program	Project Change	Z23E	STP/STBG - URBAN	STBG-URBANIZED >200K FAST EXT	PLAN	\$11,200,000	\$2,766,600	\$3,000,000
				Project Change	Z23E	STP/STBG - URBAN	STBG-URBANIZED >200K FAST EXT	N/A - ICAP	\$1,232,000	\$0	\$3,000,000
Portland	5900253	18021	East Portland Active Transportation To Transit	Project Change	L23E	STP/STBG - URBAN	STP- URBANIZED AREAS S-LU EXT	ROW	(\$94,760)	\$234,677	\$5,776,394
				Project Change	Z230	STP/STBG - URBAN	STBG-URBANIZED >200K FAST	CON	\$94,979	\$2,612,025	\$5,776,394
Portland	5900283	18308	N/NE Columbia Blvd Traffic/Transit Signal Upgrade	Project Change	M23E	STP/STBG - URBAN	STP-URBANIZED >200K MAP-21 EXT	OTH	(\$33,118)	\$67,298	\$1,225,900
				Project Change	Z230	STP/STBG - URBAN	STBG-URBANIZED >200K FAST	CON	(\$6,722)	\$844,269	\$1,225,900
				Project Change	Z230	STP/STBG - URBAN	STBG-URBANIZED >200K FAST	CON	\$7,461	\$844,269	\$1,225,900
Portland	5900292	19297	East Portland Access To Employment And Education	Project Change	Z230	STP/STBG - URBAN	STBG-URBANIZED >200K FAST	PE	(\$86)	\$1,529,579	\$11,688,129
Portland	5900296	19303	N. Going To The Island Freight Project	Project Change	Z230	STP/STBG - URBAN	STBG-URBANIZED >200K FAST	PE	(\$8)	\$70,000	\$557,228
				Project Change	L23E	STP/STBG - URBAN	STP- URBANIZED AREAS S-LU EXT	OTH	(\$9,168)	\$30,000	\$557,228
Portland	5900309	21407	OR99W/SW Barbur Blvd area: Sidewalk Infill (Portland)	Project Change	L23E	STP/STBG - URBAN	STP- URBANIZED AREAS S-LU EXT	PE	\$44,865	\$422,628	\$1,938,487
Washington County	C067110	18311	Durham Rd/Upper Boones Ferry Rd: OR99W - I-5	Project Change	Z230	STP/STBG - URBAN	STBG-URBANIZED >200K FAST	CON	\$26,932	\$206,938	\$1,865,015
				Project Change	Z230	STP/STBG - URBAN	STBG-URBANIZED >200K FAST	CON	\$180,006	\$206,938	\$1,865,015
Wilsonville	8280013	17264	French Prairie Bridge: Boones Ferry Rd-Butteville Rd	Project Close	L23R	STP/STBG - URBAN	STP-URBANIZED AREAS RE.	PLAN	(\$186,009)	\$1,250,000	\$1,393,068
						STP/STBG - URBAN Total			\$13,830,573		
TriMet	0000239	18838	OR99W: Corridor Safety & Access To Transit	Project Change	Z301	TA/TAP - URBAN	TRANS ALTERNATIVES >200K FAST	CON	\$498,603	\$2,226,763	\$3,605,000
				Project Change	Z301	TA/TAP - URBAN	TRANS ALTERNATIVES >200K FAST	CON	\$1,022,573	\$2,226,763	\$3,605,000
West Linn	S003016	20329	OR43: Marylhurst Dr - Hidden Springs Rd (West Linn)	Project Change	Z301	TA/TAP - URBAN	TRANS ALTERNATIVES >200K FAST	ROW	\$294,696	\$411,345	\$7,038,203
TA/TAP-URBAN Total									\$1,815,872		
									TOTAL 2021 FHWA AWARDS		\$104,003,940

2021 FTA Grant Awards, Table 3

Lead Agency	FTA Grant No./ODOT Grant No.	ODOT Key No.	Project Name	FTA/FHWA Fund Code	FFY21 Obligation Amount	Federal Amount Programmed	Total Project Cost Estimate
Metro	OR-2021-057-00	HOPE	FY2020 HOPE - Tualatin Valley Highway Transit and Development Project	Helping Obtain Prosperity for Everyone (HOPE) Program	\$850,000	\$850,000	\$2,523,723
Metro	OR-2021-057-01	20597	FY2019 20005(b) TOD Planning Pilot Program - Southwest Corridor Equitable Development Strategy, Phase II	Pilot Program for Transit-Oriented Development Planning	\$1,200,000	\$0	\$1,750,000
ODOT Public Transit	34524	N/A	Sub-Grant to Ride Connection - Sec 5310 Seniors & Individuals w/Disabilities	49 USC 5310 - Elderly and Individuals with Disabilities	\$96,921	\$0	\$96,921
SMART	OR-2021-012	20869	FY2019 Section 5339(a) Wilsonville Transit Center Design Upgrade	49 USC 5339 - Formula Bus Program	\$47,887	\$70,000	\$57,464
SMART	OR-2021-029	CRRSAA	CRRSAA - FY2021 Sec 5307 - Operating Assistance for the City of Wilsonville	49 USC 5307 - Urbanized Area Formula	\$1,596,222	\$0	\$1,596,222
SMART	OR-2021-050	20866	FY2019 - FY2021 Section 5310 Large Urban Operations and Travel Training for Seniors and People with Disabilities	49 USC 5310 - Elderly and Individuals with Disabilities	\$17,628	\$41,000	\$54,464
SMART	OR-2021-050	20867	FY2019 - FY2021 Section 5310 Large Urban Operations and Travel Training for Seniors and People with Disabilities	49 USC 5310 - Elderly and Individuals with Disabilities	\$18,284	\$41,000	\$54,464
SMART	OR-2021-050	20868	FY2019 - FY2021 Section 5310 Large Urban Operations and Travel Training for Seniors and People with Disabilities	49 USC 5310 - Elderly and Individuals with Disabilities	\$18,552	\$41,000	\$54,464
TriMet	OR-2021-001-00	22328	FY2019 20005(b) Pilot Program for TOD Planning - Red Line Generation TOD Planning Project	Pilot Program for Transit-Oriented Development Planning	\$700,000	\$700,000	\$1,050,000
TriMet	OR-2021-004-00	N/A	FY2020 5312 Risk Ranking Tool & Data Validation for Grade Crossing Safety Enhancement SRD Project	49 USC 5312 - Public Transportation Innovation	\$825,506	\$0	\$1,075,506
TriMet	OR-2021-009-00	22207	FY2019 Section 5312 Operator Safety & Rider Awareness	49 USC 5312 - Public Transportation Innovation	\$151,052	\$151,052	\$208,815
TriMet	OR-2021-014-00	CRRSAA	FY2021 Section 5307 CRRSAA	49 USC 5307 - Urbanized Area Formula (CRRSAA)	\$195,419,927	\$0	\$195,419,927
TriMet	OR-2021-017-00	20823	FY2021 Section 5307 Formula Funds - TriMet Preventive Maintenance	49 USC 5307 - Urbanized Area Formula	\$40,526,600	\$41,348,348	\$51,685,435
TriMet	OR-2021-018-00	20829	FY2021 Section 5337 SGR HIMB and HIFG Formula Funds	49 USC 5337 - State of Good Repair	\$25,290,630	\$25,333,200	\$31,666,500
TriMet	OR-2021-022-00	CRRSAA	FY2021 Section 5310 Operating Assistance for TriMet	49 USC 5310 - Elderly and Individuals with Disabilities (CRRSAA)	\$229,798	\$0	\$229,798
TriMet	OR-2021-030-00	22329	FY2021 STBG TriMet Rail Preventive Maintenance	FHWA Transfer - STBG Urbanized Area Funds (Z230)	\$3,305,682	\$3,305,682	\$3,684,032
TriMet	OR-2021-036-00	20849	FY19 5309 Small Starts for MAX Red Line Extension	49 USC 5309 - Small Starts	\$99,999,999	\$97,391,538	\$215,000,000
TriMet	OR-2021-045-00	21267	FY21 STBG for Rail Preventive Maintenance	FHWA Transfer - STBG Urbanized Area Funds (Z230)	\$3,393,696	\$3,393,696	\$3,782,120
TriMet	OR-2021-045-00	20842	FY21 STBG for Rail Preventive Maintenance	FHWA Transfer - STBG Urbanized Area Funds (Z230)	\$2,506,749	\$2,506,749	\$2,793,658
TriMet	OR-2021-046-00	20834	Debt Service Reserve FY21 (CMAQ)	FHWA Transfer - CMAQ Funds (Z400)	\$11,000,000	\$11,000,000	\$12,258,999
TriMet	OR-2021-046-00	20834	Debt Service Reserve FY21 (STBG)	FHWA Transfer - STBG Urbanized Area Funds (Z230)	\$10,389,998	\$10,390,000	\$11,579,180
TriMet	OR-2021-052-00	20838	FY21 Section 5310 Mobility Mgmt, Purch Serv, Prevent Maint, Op Assist	49 USC 5310 - Elderly and Individuals with Disabilities	\$1,343,821	\$1,350,863	\$1,831,239
TriMet	OR-2021-053-00	ARP	FY2021 ARP Operating Assistance for TriMet	American Rescue Plan (ARP) Act of 2021	\$229,802	\$0	\$229,802
TOTAL 2021 FTA AWARDS					\$398,308,754		

2021 Advance Construction, Table 4

Lead Agency	Federal Project Number	ODOT Key Number	Project Title	Project Action	Fund Code	Anticipated Federal Fund Code	Phase	FY 2021 Advance Construction
ODOT	S001483	19071	I-5 Rose Quarter Improvements Project	Project Change	Z001	NATIONAL HIGHWAY PERF FAST	ROW	\$18,444,000
				Project Change	Z001	NATIONAL HIGHWAY PERF FAST	PE	\$14,330,988
				Project Change	Z001	NATIONAL HIGHWAY PERF FAST	N/A - ICAP	\$2,028,840
ODOT	S047116	20299	US26: Sylvan - OR217	Project Change	Z001	NATIONAL HIGHWAY PERF FAST	CON	\$18,149
ODOT	S026130	21178	US26 (Powell Blvd): SE 99th Ave - East City Limits	Project Change	Z001	NATIONAL HIGHWAY PERF FAST	PE	\$897,300
				Project Change	Z001	NATIONAL HIGHWAY PERF FAST	N/A - ICAP	\$71,027
ODOT	S029034	22116	US8 Curb Ramps (Cornelius & Forest Grove) Project	Project Change	Z001	NATIONAL HIGHWAY PERF FAST	N/A - ICAP	\$38,967
				Project Change	Z001	NATIONAL HIGHWAY PERF FAST	CON	\$354,241
					NHPP Total			\$36,183,511
Happy Valley	3205007	19280	SE 129th Avenue - Bike Lane And Sidewalk Project	Project Change	Z23E	STBG-URBANIZED >200K FAST EXT	CON	\$827,994
				Project Change	Z23E	STBG-URBANIZED >200K FAST EXT	CON	\$910,733
					STBG-Urban Total			\$1,738,727
Metro	PR22101	20597	Portland Metropolitan Area Planning SFY22	Project Change	Z240	SURFACE TRANSP BLOCK GRFS-FLEX	PLAN	\$1,408,524
ODOT	S120003	21709	OR120: Columbia Slough Bridge (Portland)	New Project	Z240	SURFACE TRANSP BLOCK GRFS-FLEX	PLAN	\$448,650
				New Project	Z240	SURFACE TRANSP BLOCK GRFS-FLEX	N/A - ICAP	\$49,352
ODOT	S144026	18841	OR217: OR10 - OR99W	Project Change	Z24E	SURFACE TRANS BLOCK-FLEX EXT	N/A - ICAP	\$9,878,169
				Project Change	Z24E	SURFACE TRANS BLOCK-FLEX EXT	CON	\$58,273,886
				Project Change	Z24E	SURFACE TRANS BLOCK-FLEX EXT	CON	\$14,897,739
					STBG-State Total			\$84,956,320
Happy Valley	3205007	19280	SE 129th Avenue - Bike Lane And Sidewalk Project	Project Change	Z3E1	TRANS ALTERN >200K FAST EXT	CON	\$318,740
					TA-Urban Total			\$318,740
ODOT	S064058	20480	I-205 Exit Ramps at SE Division St	Project Change	ZS30	HIGHWAY SAFETY IMP PROG FAST	ROW	\$39,368
				Project Change	ZS30	HIGHWAY SAFETY IMP PROG FAST	N/A - ICAP	\$4,330
ODOT	S171050	21606	OR224 at SE Monroe St	New Project	ZS30	HIGHWAY SAFETY IMP PROG FAST	PE	\$860,179
				New Project	ZS30	HIGHWAY SAFETY IMP PROG FAST	N/A - ICAP	\$94,620
					HSIP Total			\$998,497
ODOT	S029029	18791	OR8 at OR219 and SE 44th - SE 45th Ave (Hillsboro)	Project Change	ZS32	SEC 164 PENALTIES HSIP FAST	N/A - ICAP	\$28,144
				Project Change	ZS32	SEC 164 PENALTIES HSIP FAST	CON	\$186,692
				Project Change	ZS32	SEC 164 PENALTIES HSIP FAST	CON	\$69,165

2021 Advance Construction, Table 4

Lead Agency	Federal Project Number	ODOT Key Number	Project Title	Project Action	Fund Code	Anticipated Federal Fund Code	Phase	FY 2021 Advance Construction
					Section 164 Penalties Total			\$284,001
ODOT	S029035	21608	OR8 at 174th Ave, Armco Ave, Main St and A&B Row	New Project	ZS3E	HIGHWAY SFTY IMP PRG FAST EXT	PE	\$293,635
				New Project	ZS3E	HIGHWAY SFTY IMP PRG FAST EXT	N/A - ICAP	\$32,300
HSIP-Ext Total								\$325,935
FY 2021 ADVANCE CONSTRUCT								\$124,805,731

LIST OF ACRONYMS

3R – Resurfacing, Restoration and Rehabilitation project
AC – Advance Construction
ADA – Americans with Disabilities Act
BY – Bypass
CMAQ – Congestion Mitigation Air Quality (fund)
E&D – Elderly and Individuals with Disabilities
EQ/EQ Bonus – Equity Bonus (fund)
FAST/FAST Act - Fixing America's Surface Transportation Act (authorization bill for 2016-2020)
FFO – Full Federal Oversight (Oregon Department of Transportation project designation)
FHWA – Federal Highway Administration
FTA – Federal Transit Administration
FY/FFY – Federal Fiscal Year (October 1 thru September 30)
HSIP – Highway Safety Improvement Program (fund)
ICAP – Indirect Cost Allocation Plan: Funds allocated to recoup overhead costs as approved by FHWA
IGA – Intergovernmental Agreement
IM – Interstate Maintenance
ITS – Intelligent Transportation System
MAP-21 – Moving Ahead for Progress in the 21st Century (authorization bill for 2012-2015)
MTIP – Metropolitan Transportation Improvement Program
MP – Mile Point
NB – North Bound
NHFP – National Highway Freight Program (fund)
NHPP – National Highway Performance Program (fund)
NHS – National Highway System (fund)
ODOT – Oregon Department of Transportation
PL – Metropolitan Planning (fund)
PRD – Parks and Recreation District
RF – Rapid Flashing
RTO – Regional Travel Options (regional program)
RTP – Regional Transportation Plan (long-range plan)
SB – South Bound
SFY – State Fiscal Year (July 1 thru June 30)
S-LU/SAFETEA-LU - Safe, Accountable, Flexible, Efficient Transportation Equity Act: A Legacy for Users (authorization bill for 2005-2009 with extensions thru 2011)
SMART – South Metro Area Regional Transit
SRTS – Safe Routes to School Program (fund)
STBG – Surface Transportation Block Grant (fund)
STP – Surface Transportation Program (fund)
TA/TAP – Transportation Alternatives Program (fund)
TIFIA - Transportation Infrastructure Finance and Innovation Act (finance program for projects of regional and national significance)
TIGER - Transportation Investment Generating Economic Recovery (discretionary grant program)
TOD – Transit Oriented Development (regional program)
TRIMET – Tri-County Metropolitan Transportation District
TSMO – Transportation System Management & Operations
UPWP – Unified Planning Work Program

If you picnic at Blue Lake or take your kids to the Oregon Zoo, enjoy symphonies at the Schnitz or auto shows at the convention center, put out your trash or drive your car – we’ve already crossed paths.

So, hello. We’re Metro – nice to meet you.

In a metropolitan area as big as Portland, we can do a lot of things better together. Join us to help the region prepare for a happy, healthy future.

Stay in touch with news, stories and things to do.

oregonmetro.gov/news

Follow oregonmetro



Metro Council President

Lynn Peterson

Metro Councilors

Shirley Craddick, District 1

Christine Lewis, District 2

Gerritt Rosenthal, District 3

Juan Carlos González District 4

Mary Nolan, District 5

Duncan Hwang, District 6

Auditor

Brian Evans

600 NE Grand Ave.

Portland, OR 97232-2736

503-797-1700