



Annual Listing of Federally Obligated Projects

Federal fiscal year 2020

(October 1, 2019 – September 30, 2020)

December 31, 2020

(Revised April 30, 2021)



Eastbank Esplanade along I-5 in downtown Portland

Photo Courtesy of Metro

Public service

*We are here to serve the public
with the highest level of
integrity.*

Excellence

*We aspire to achieve exceptional
results*

Teamwork

*We engage others in ways that foster
respect and trust.*

Respect

*We encourage and appreciate
diversity in people and ideas.*

Innovation

*We take pride in coming up with
innovative solutions.*

Sustainability

*We are leaders in demonstrating
resource use and protection.*

Metro's values and purpose

We inspire, engage, teach and invite people to preserve and enhance the quality of life and the environment for current and future generations.

Nondiscrimination Notice to the Public

Metro hereby gives public notice that it is the policy of the Metro Council to assure full compliance with Title VI of the Civil Rights Act of 1964, the Civil Rights Restoration Act of 1987, Executive Order 12898 on Environmental Justice and related statutes and regulations in all programs and activities. Title VI requires that no person in the United States of America shall, on the grounds of race, color, sex, or national origin be excluded from the participation in, be denied the benefits of, or be otherwise subjected to discrimination under any program or activity for which Metro receives federal financial assistance. Any person who believes they have been aggrieved by an unlawful discriminatory practice under Title VI has a right to file a formal complaint with Metro. Any such complaint must be in writing and filed the Metro's Title VI Coordinator within one hundred eighty (180) days following the date of the alleged discriminatory occurrence. For more information, or to obtain a Title VI Discrimination Complaint Form, see the web site at www.oregonmetro.gov or call 503-797-1536.

What is Metro?

Metro works with communities, businesses and residents in the Portland metropolitan area to chart a wise course for the future while protecting the things we love about this place.

Where is Metro?

Metro serves more than 1.5 million people in Clackamas, Multnomah and Washington counties. The agency's boundary encompasses Portland, Oregon and 23 other cities – from the Columbia River in the north to the bend of the Willamette River near Wilsonville, and from the foothills of the Coast Range near Forest Grove to the banks of the Sandy River at Troutdale.

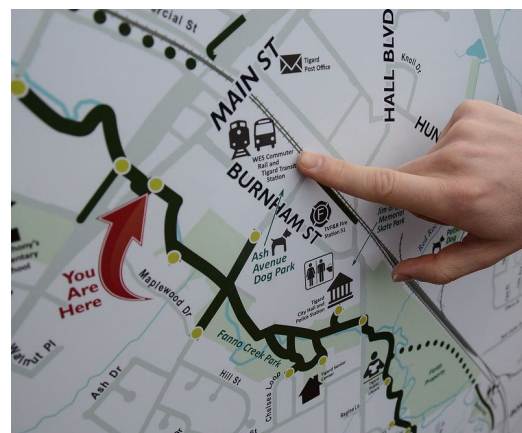
Who is Metro?

The **Metro Council** consists of a president, elected region wide, and six councilors who are elected by district every four years in nonpartisan races. The **Metro Auditor**, elected region wide, is responsible for oversight of Metro's annual financial statements and for conducting performance audits. The council appoints a chief operating officer to carry out council policies and manage Metro operations. The chief operating officer oversees a diverse **workforce** of more than 1,600 employees including park rangers, economists, teachers, scientists, designers, planners, animal keepers, stagehands and cartographers. Hundreds of **volunteers** lend a hand at Metro's parks, cemeteries, natural areas, offices and visitor venues.


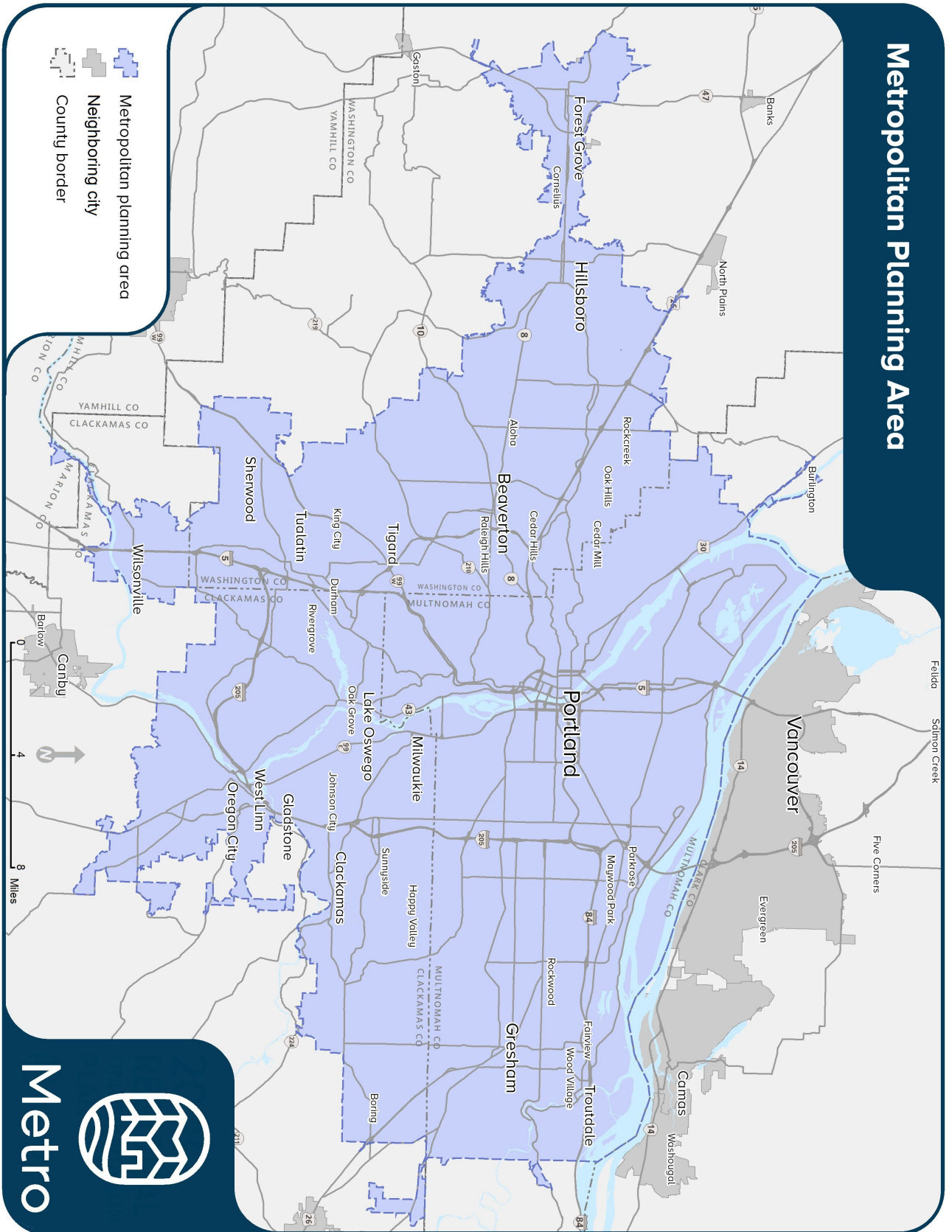
Metro is the Metropolitan Planning Organization (MPO) for the Portland region

Metro is authorized by Congress and the State of Oregon to coordinate and plan investments in the transportation system for the three-county metropolitan planning area. Metro uses this authority to expand transportation options, make the most of existing streets and improve public transit service.

As an MPO, Metro **works collaboratively** with cities, counties and transportation agencies to decide how to invest federal highway and public transit funds within its service area. It creates a long-range **transportation plan (RTP)**, a 4 year transportation funding program (**MTIP**), and leads efforts to expand the public transit system and helps make strategic use of a small subset of **transportation funding** that Congress designates MPOs allocate to projects.



Metropolitan Planning Area



ABOUT THIS DOCUMENT

The 2020 Annual Listing of Federally Obligated Projects lists the Metro area programs and projects for which Federal transportation funds have been obligated. The programs and projects listed in this report are located within the Portland metropolitan planning area boundary, representing 24 cities and 3 counties (see map). The obligation lists are organized by lead agency which can be a city, county, state (ODOT), transit authority (TriMet or SMART), Metro or any other agency authorized to receive federal transportation funds.

Table 1 lists the projects obligated through the Federal Highway Administration (FHWA) and is sorted by Lead Agency. Table 2 lists projects obligated through The Federal Highway Administration (FHWA) and is sorted by Federal Fund Source. Table 3 lists projects obligated through The Federal Transit Administration (FTA).

This report provides a yearly update about the progress of projects scheduled for construction or implementation and is useful for understanding the process by which federal investments are made in the communities of this region.

This document is available for downloading on the Metro website at:
www.oregonmetro.gov/mtip.

A large portion of federal funds from FTA help fund bus, rail and transit projects, including maintenance and operations, in the Portland metropolitan area.



TriMet received an \$87.4 million grant from FTA for the Division Street Transit Project in 2020

Photo courtesy of TriMet



TriMet's New Electric Bus

Photo courtesy of TriMet



SMART bus at Wilsonville Transit Center
Photo courtesy of SMART



SMART Bus Stop-Canyon Creek 6
Photo courtesy of Metro



MAX Green Line at Clackamas Transit Center
Photo courtesy of Metro



MAX trains at a busy Transit Center
Photo courtesy of Metro

Federal funds from FHWA help fund major bridge and highway projects in the Portland metropolitan area.



I-205 Stafford Rd to OR99E auxiliary lane project
Photo courtesy of ODOT



St Johns Bridge
Photo courtesy of Metro



Steel Bridge connecting NE Portland to downtown
Photo courtesy of ODOT



I-5 Rose Quarter Improvement Project - Concept Design
Photo courtesy of ODOT



US30BY - Lombard Multimodal Safety Project – design concept
Design sketch courtesy of ODOT

REGIONAL TRANSPORTATION PLAN (RTP)

The Regional Transportation Plan is a blueprint to guide investments for all forms of travel – motor vehicle, transit, bicycle and walking – and the movement of goods and freight throughout the Portland metropolitan region. The plan identifies current and future transportation needs, investments needed to meet those needs and what funds the region expects to have available over the next 25 years to make those investments a reality. The RTP is the guiding policy document which outlines the long-range vision of the region’s urban transportation system. As a component of the policy document, it identifies priority transportation investments (i.e. projects and programs) which will help achieve the long-range vision. The RTP list represents priorities beyond what can be afforded by the region in any given year. As a result, Metro is required to develop a four-year expenditure plan known as the Metropolitan Transportation Improvement Program (MTIP) for the Portland urban area. For projects to receive federal transportation funding, they must be included in the financially constrained Regional Transportation Plan (RTP).

METROPOLITAN TRANSPORTATION IMPROVEMENT PROGRAM (MTIP)

The Metropolitan Transportation Improvement Program (MTIP) is the federally mandated four-year schedule of expenditures (i.e., spending) of federal transportation funds as well as significant state and local funds in the Portland metropolitan region. As a report, the MTIP provides the upcoming four-year implementation schedule of transportation projects in the Portland region. The MTIP also demonstrates how the transportation projects to be implemented comply with federal regulations regarding project eligibility, air quality impacts, environmental justice and public involvement. The MTIP serves as the implementation strategy for the first four years of the region’s long-range transportation plan (RTP). The MTIP coordinates spending of federal and state transportation funds for four different public agencies: Metro, the Oregon Department of Transportation (ODOT), Tri-County Metropolitan Transportation District (TriMet), and South Metro Area Regional Transit (SMART).

Programming in the MTIP is based on a forecast of revenues expected to be available through annual appropriations and apportionments of federal transportation funds. Forecasted revenues are assigned to estimated costs by project phase, such as design and engineering, right-of-way acquisition, and construction. As funding actually becomes available each federal fiscal year, programming is adjusted for that year based on project readiness, with some projects slipping to future years while others move to the current year. Projects in this report are also in the MTIP.



Durham Bike & Walk to School Day
Photo courtesy of Metro

ABOUT OBLIGATIONS

An obligation in the context of this report is the Federal government’s legal commitment to pay the Federal share of a project’s cost. An obligated project is one that has been authorized by the Federal agency as meeting eligibility requirements for federal funds.

For Federal Transit Administration (FTA) projects, obligation occurs when the FTA grant is awarded. For Federal Highway Administration (FHWA) projects, obligation occurs by phase when a project agreement is executed and FHWA authorizes the federal funds. A project agreement defines specific project elements that are eligible for funding; how financing will occur; and agency roles, responsibilities and liabilities.

Once funds have been obligated, the project sponsor/lead agency begins incurring eligible project expenses and then requests reimbursement. The reimbursement request must demonstrate that the recipient incurred the costs consistent with the project agreement and all federal requirements.

Projects for which funds have been obligated are not necessarily initiated or completed in the program year. For obligations on a construction project, typically the project needs to complete a competitive bid process and begin construction (if an acceptable bid is received) before receiving reimbursement of project costs with federal funds. Alternatively, projects may have obtained permission to proceed to construction using local funds, with the ability to be obligated and reimbursed with federal funds at a later date. Some of those projects in this report may already have been constructed.

The amount of the obligation usually does not equal the total cost of the project. An obligation may be for only one phase of a multi-phased project, and the obligation amount listed does not account for local funding spent on a project. The total estimated cost of the project is included in the report for reference.

Occasionally, an agency may request that funds be “de-obligated” from a project. This occurs most frequently when the sponsor agency has completed the phase of a project without using all the obligated funds. It also occurs if the agency has decided not to proceed with that project or if an agency decides to change sources of funding for a project. In the case of changing categories of funds, there may be a report entry showing the obligation of the second funding category to the project. De-obligations are shown on the obligation table in parenthesis ().

Following are the funding charts, graphs and projects in the Portland metropolitan area that were obligated in Federal Fiscal Year 2020 (October 1, 2019 – September 30, 2020).

For further information on these fund types:

<http://www.fhwa.dot.gov/federalaid/projects.cfm>

Further information

For additional information regarding specific projects contained within this report, please contact the project sponsor.

There are many local transportation projects in the Portland metropolitan area that receive federal funds from both FHWA and FTA. Many of the local projects are active transportation projects that include on-street bicycle and pedestrian improvements. Many of the federally funded local projects support safety, access to transit, trails, freight movement and economic development initiatives.

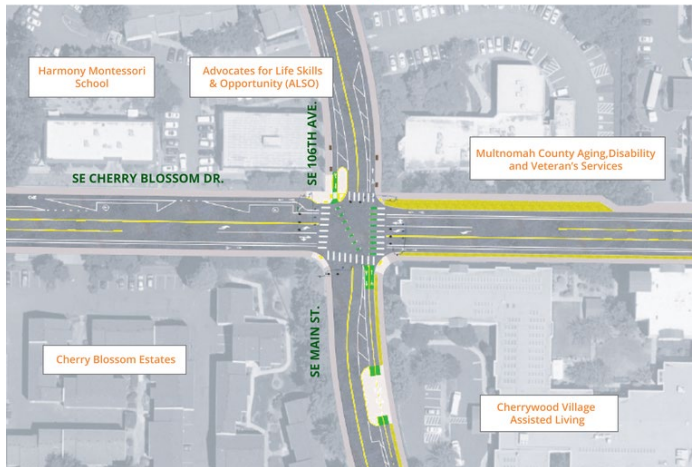


Portland Bike Sharing Project (BIKETOWN)
Photo courtesy of Metro

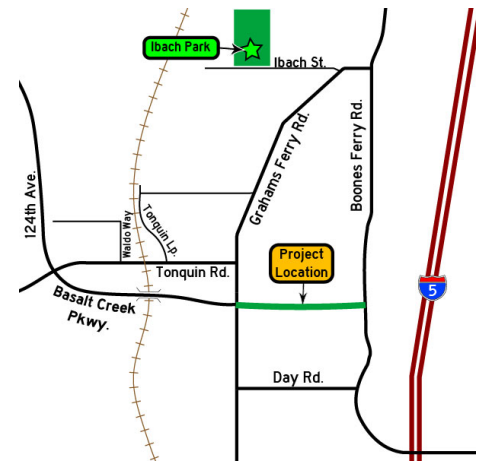


Transportation System Management Operations (TSMO)
Photo courtesy of Metro

EAST PORTLAND ACCESS TO EMPLOYMENT & EDUCATION PROJECT **SE Cherry Blossom Drive and 106th Avenue**



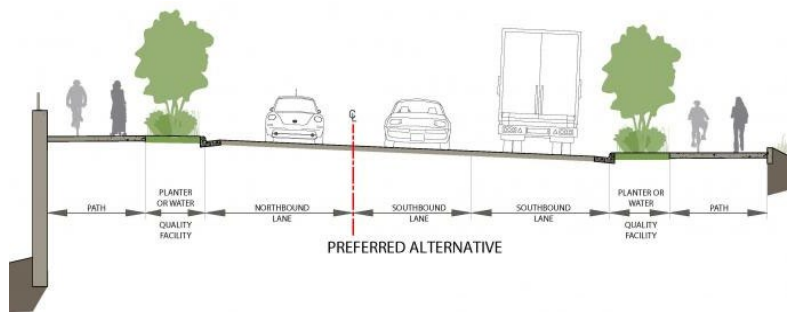
East Portland Access to Employment & Education Project
Photo courtesy of Portland Bureau of Transportation



Basalt Creek Parkway Extension
Photo courtesy of Washington County



SE Foster Road Streetscape
Photo courtesy of Portland Bureau of Transportation

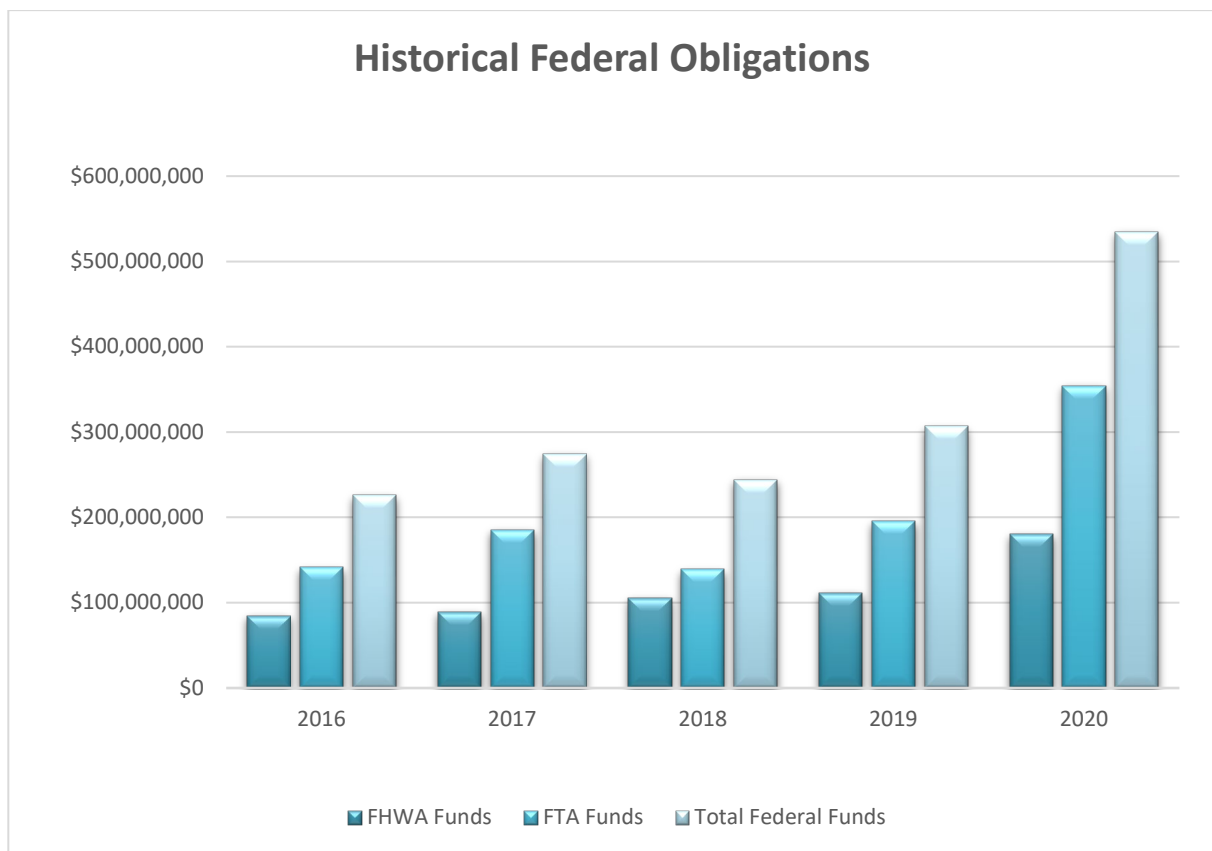


Preferred Alternative for 238th Drive in Troutdale
Photo courtesy of Multnomah County

2020 Obligation Summary

Annual Obligations vs. Historical Obligations

A total of approximately \$534 million in federal program funds were obligated in federal fiscal year 2020 which was a significant increase from 2019. The \$227 million dollar increase was due to significantly higher obligation amounts under the FTA program and the FHWA program. The FTA program saw an increase of \$158 million, due to an increase in Section 5307 funds for Bus & Rail Preventive Maintenance. The significant increase in FTA obligations in 2020 was primarily due to the receipt of \$185 million in CARES Act funding by TriMet, the transit agency which serves the greater Portland area. The Coronavirus Aid, Relief, and Economic Security (CARES) Act funding grants were made available in 2020 to help support capital, operating, and other eligible expenses to prevent, prepare for, and respond to COVID-19. SMART, the transit agency in Wilsonville, received \$1.2 million in CARES Act funding for operating assistance. The FHWA obligations increased by \$69 million overall from 2019. ODOT shifted several of the grant awards in 2019 to Advance Construction, which lowered the federal obligations in that year. This was done in response to the threat of a nationwide federal rescission in FFY 2020 which caused ODOT to utilize the advance construct on many projects that were ready to move forward and eligible to obligate in 2019 to minimize the impact of the potential rescission. The federal rescission did not happen, but the strategy shifted the timing of the federal grant obligation awards from 2019 to 2020. Many of the projects that were approved in 2019 to proceed under Advance Construction were converted from local to federal funds and are now showing as federally obligated in 2020. See the Advance Construction Section on Page 13 and Table 4 for more information.



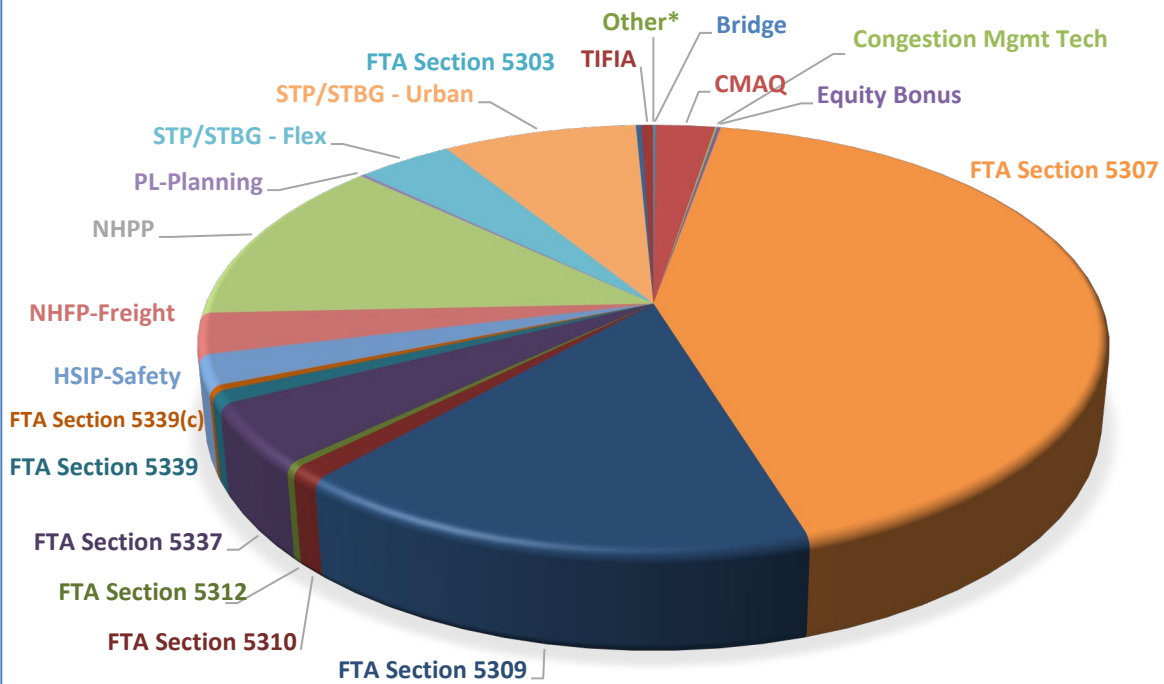
Federal Transportation Funds

A total of approximately \$534 million in federal program funds were obligated in federal fiscal year 2020 on 114 projects within the Portland metropolitan region. Funds from the Federal Highway Administration (FHWA) accounted for 34% of the total and approximately \$180 million on 87 projects. Funds from the Federal Transit Administration (FTA) accounted for 66% of the total and approximately \$354 million on 27 projects. The table and chart below show fund amounts and percentages in more detail.

Obligation of Federal Transportation Funds		
Federal Fund	2020 Funds Obligated	Percent of Total
Bridge	(\$523,444)	-0.10%
CMAQ	\$13,190,547	2.47%
Congestion Mgmt Tech	\$435,000	0.08%
Equity Bonus	\$777,478	0.15%
FTA Section 5303	\$61,103	0.01%
FTA Section 5307	\$227,027,627	42.50%
FTA Section 5309	\$87,413,950	16.36%
FTA Section 5310	\$5,614,789	1.05%
FTA Section 5312	\$1,812,282	0.34%
FTA Section 5337	\$24,836,471	4.65%
FTA Section 5339	\$4,993,261	0.93%
FTA Section 5339(c)	\$2,088,579	0.39%
HSIP-Safety	\$12,278,951	2.30%
NHFP-Freight	\$16,650,000	3.12%
NHPP	\$67,896,029	12.71%
PL-Planning	\$941,251	0.18%
STP/STBG - Flex	\$21,317,073	3.99%
STP/STBG - Urban	\$43,428,391	8.13%
TA/TAP - Urban	\$1,212,413	0.23%
TIFIA	\$2,593,033	0.49%
Other*	\$121,177	0.02%
Grand Total	\$534,165,962	100.00%

**Other includes Extension Allocation Program, Repurposed Earmark, Minimum Guarantee, Redistribution and Rail Hwy Cross Hazard funds*

2020 FEDERAL FUNDS OBLIGATED

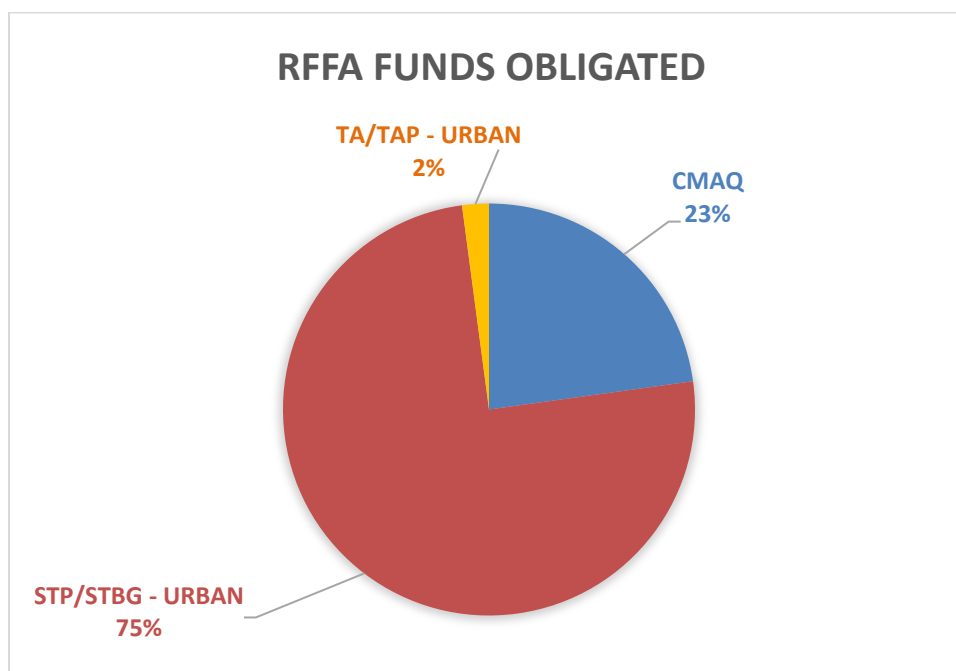


Regional**Flexible****Funds**

Metro allocates the local federal highway program funds, referred to as the Regional Flexible Fund Allocation (RFFA). The urban federal program funds include Surface Transportation Block Grant Program (STBG), formerly Surface Transportation Program (STP), Congestion Mitigation and Air Quality Program (CMAQ) and Transportation Alternatives Program (TA, formerly TAP). A total of approximately \$57.8 million in regional flexible funds were obligated in federal fiscal year 2020 on 49 projects within the Portland metropolitan region. This was approximately 95% of the total RFFA funds programmed in the MTIP at the beginning of the federal fiscal year. Funds from the STP/STBG Program accounted for 75%. Funds from the CMAQ Program accounted for 23% and 2% were TA/TAP Program funds. The table and chart below show fund amounts and percentages in more detail. There was only one regionally funded project AC'd in 2020, accounting for approximately \$58 thousand that was not included in the totals below. That project will be converted to the appropriate federal funds (STBG-Urban) and accounted for in the next Annual Obligation Report. See Page 13 for more information on the use of Advance Construction by ODOT and Table 4 for a project listing.

Metro MTIP Report & FMIS Report							
Federal Fund (RFFA Source)	2020 Limitation	Prior Year Carryover	Total Funds Available	2020 Programming	2020 Obligations	Obligation % (Obs/Programming)	Obligation % (Obs/Available)
CMAQ	\$13,077,338	\$17,549,505	\$30,626,843	\$15,316,526	\$13,190,547	86.12%	43.07%
STP/STBG-URBAN	\$28,088,102	\$18,843,002	\$46,931,103	\$44,780,789	\$43,428,391	96.98%	92.54%
TA/TAP - URBAN	\$1,377,010	\$3,753,022	\$5,130,032	\$425,344	\$1,212,413	285.04%	23.63%
Total	\$42,542,450	\$40,145,528	\$82,687,978	\$60,522,659	\$57,831,351	95.55%	69.94%

*Notes: 2020 Limitation amounts and Prior Year Carryover amounts from the ODOT Financial Plan Report as of 9/30/20 are not audited.
The annual obligation amounts can exceed annual programming when carry-over funding and funding adjustments are applied.
Programming totals from FY18-21 MTIP Report of 10/31/19 (Beginning of federal fiscal year)
Obligations from 2020 FMIS Obligation Report of 12/02/2020.*



Advance Construction

Advance construction (AC) allows states to begin a project even in the absence of sufficient Federal-aid obligation authority at a particular point in time to cover the Federal share of project costs. The Federal Highway Administration can approve use of AC and the ability of a project to proceed as eligible to receive reimbursement from federal fund sources if all other federal requirements for obligation have been met and the state DOT anticipates use of future obligation funding authority for use on that project.

Prior to Federal authorization of a project as AC, the project must be included in the Federally-approved STIP/TIP [see 23 CFR 630.705]. The project will support the fiscally constrained element of the STIP/TIP using all or some combination of State, local, and/or private funds. The financial limit on the amount of AC is set by the State's or MPO's ability to demonstrate fiscal constraint. Consideration should be given to the future availability of Federal-aid funds to accommodate the AC conversion.

Generally, when an AC project is converted to a federally funded project, the STIP/TIP will document the full or partial conversion of this project. The amount of conversion is limited to the apportioned Federal-funds available in the category. As with any project, the State is not locked into the category of funds identified in the approved STIP/TIP. If the approved AC "conversion" substantially changes the current STIP/TIP's fiscal constraint determination, the STIP/TIP's will need to be amended. The fiscal constraint determination should be based on the individual, or group of project conversions, or the total amount and source(s) of Federal funds which are presented within the STIP/TIP.

When the state DOT AC's a project, they are committing state, local, or private funds on the project up front so the project can commence until federal funds are available. When federal funds become available, the AC designation is converted to an eligible federal fund type. This typically happens 3-12 months after receiving designation as AC.

In federal fiscal year 2020, the Oregon Department of Transportation (ODOT) used AC for 12 projects. Those obligations totaled approximately \$122 million. AC was used primarily for ODOT projects this past year. There was only one regionally funded project AC'd in 2020, accounting for approximately \$58 thousand. That project will be converted to STBG-Urban funds next federal fiscal year. We've incorporated an Advance Construction Listing (**Table 4**) to show which projects and funds were impacted. These AC funded obligations will eventually be converted to federal funds and will be reported in the FFY 2021 Annual Listing of Obligated projects.

FY 2020 FHWA Report by Lead Agency, Table 1

Lead Agency	Federal Project Number	ODOT Key Number	Project Title	Project Action	Fund Code	Fund Code Description	Phase	FFY20 Obligation Amount	Federal Amount Programmed	Total Project Cost Estimate
Beaverton	0535044	21121	OR210: SW Scholls Ferry Rd - SW Hall Blvd ITS	New Project	Z230	STBG-URBANIZED >200K FAST	OTH	\$310,466	\$310,466	\$835,841
Clackamas County	C005101	17881	SE 122nd Ave & 132nd Ave: Sidewalk Connections	Project Close	Z301	TRANS ALTERNATIVES >200K FAST	CON	(\$1,303)	\$594,794	\$1,095,878
Clackamas County	S000899	18001	Clackamas County Regional Freight ITS	Project Change	Z230	STBG-URBANIZED >200K FAST	PE	\$93,077	\$458,770	\$2,312,493
Clackamas County	C005114	22107	Clackamas Connections Integrated Corridor Management Study	New Project	Z230	STBG-URBANIZED >200K FAST	PL	\$400,000	\$400,000	\$445,782
DEQ	0000213	17274	School Bus Diesel Engine Emission Reduction	Project Close	Z400	CONGESTION MITIGATION FAST	CON	(\$126,949)	\$380,000	\$380,000
Gresham	3125049	16986	Division Street Corridor Improvements (Gresham)	Project Change	Z400	CONGESTION MITIGATION FAST	PE	\$712,537	\$794,090	\$6,860,760
Gresham	3125056	19279	Sandy Blvd: NE 181st Ave To East Gresham City Limit	Project Change	Z230	STBG-URBANIZED >200K FAST	UR	\$76,271	\$134,595	\$5,233,403
				Project Change	Z230	STBG-URBANIZED >200K FAST	CON	\$469,810	\$2,389,350	\$5,233,403
				Project Change	Z230	STBG-URBANIZED >200K FAST	CON	\$1,919,540	\$2,389,350	\$5,233,403
Gresham	3125059	21195	East Multnomah County Road Connection ITS	Project Change	Z230	STBG-URBANIZED >200K FAST	PE	\$134,595	\$134,595	\$698,001
				Project Change	Z230	STBG-URBANIZED >200K FAST	OTH	(\$12,921)	\$85,782	\$698,001
				Project Change	Z230	STBG-URBANIZED >200K FAST	CON	\$104,572	\$405,939	\$698,001
				Project Change	Z230	STBG-URBANIZED >200K FAST	CON	\$292,393	\$405,939	\$698,001
Happy Valley	3205007	19280	SE 129th Avenue - Bike Lane And Sidewalk Project	Project Change	M3E1	TAP URB AREA >200K MAP-21 EXT	RW	\$245,089	\$245,089	\$4,476,467
Hillsboro	3410018	18004	OR8: SW Adams Ave-SE 10th Ave And SE Baseline St-SE Maple St	Project Change	Z230	STBG-URBANIZED >200K FAST	PL	\$500,000	\$557,227	\$557,227
Metro	0000247	18006	Vehicle Electrification Project Metro	Project Close	M23E	STP-URBANIZED >200K MAP-21 EXT	PL	(\$211)	\$222,891	\$557,227
Metro	0000262	19843	Livable Streets Policy & Guidebook Update	Project Close	Z230	STBG-URBANIZED >200K FAST	PL	(\$6,227)	\$250,000	\$278,614
Metro	PR20101	20595	Portland Area MPO Planning SFY20	Project Change	Z77D	FTA METROPOLITAN TRANSPORT	PL	\$187,510	\$777,932	\$7,927,833
				Project Change	Z450	METROPOLITAN PLANNING FAST	PL	\$432,284	\$2,458,812	\$7,927,833
				Project Change	Z230	STBG-URBANIZED >200K FAST	PL	\$2,139,014	\$2,725,707	\$7,927,833
Metro	PR21101	20596	Portland MPO Planning SFY21	New Project	Z450	METROPOLITAN PLANNING FAST	PL	\$2,723,118	\$2,685,951	\$8,610,885
				New Project	Z230	STBG-URBANIZED >200K FAST	PL	\$2,185,923	\$2,179,689	\$8,610,885
Metro	PR19101	21271	Portland Area MPO Planning SFY19	Project Close	M77D	FTA METROPOLITAN TRANSPORT	PL	(\$126,407)	\$371,489	\$3,698,720
				Project Close	M45E	METROPOLITAN PLAN MAP-21 EXT	PL	(\$148,525)	\$1,397,282	\$3,698,720
				Project Close	Z450	METROPOLITAN PLANNING FAST	PL	(\$2,215,626)	\$1,397,282	\$3,698,720
Metro	0000277	21411	2020 TSMO Strategy Planning Update	Project Change	Z230	STBG-URBANIZED >200K FAST	PL	\$271,728	\$271,728	\$302,828
Metro	5900316	22298	Multimodal Transportation Data Archive (Portal)	New Project	Z230	STBG-URBANIZED >200K FAST	OTH	\$600,000	\$600,000	\$668,673
Multnomah County	C051099	18383	Burnside St: Willamette River Br Paint & Rehab	Project Change	Z240	SURFACE TRANSP BLOCK GRFS-FLEX	CON	\$1,028,124	\$22,442,685	\$31,778,796
Multnomah County	C051107	18833	NE 238th Dr: NE Halsey St - NE Glisan St	Project Change	Z240	SURFACE TRANSP BLOCK GRFS-FLEX	CON	\$1,018,243	\$5,879,738	\$8,918,869
				Project Change	Z240	SURFACE TRANSP BLOCK GRFS-FLEX	CON	\$4,762,262	\$5,879,738	\$8,918,869
ODOT	S029024	17704	OR8: SW 185th Ave. Sec Tualatin Valley Highway	Project Close	ZS30	HIGHWAY SAFETY IMP PROG FAST	CON	(\$54,537)	\$3,693,581	\$4,947,999

FY 2020 FHWA Report by Lead Agency, Table 1

Lead Agency	Federal Project Number	ODOT Key Number	Project Title	Project Action	Fund Code	Fund Code Description	Phase	FFY20 Obligation Amount	Federal Amount Programmed	Total Project Cost Estimate
ODOT	S026122	18583	US26: Boring Road Oxing Bridge Repair; Br#09381 Clackamas	Project Close	Z231	STBG 5-200K POP FAST	RW	(\$55,524)	\$545,558	\$6,408,002
				Project Close	M001	NATIONAL HIGHWAY PERF PROGRAM	PE	(\$336,286)	\$982,544	\$6,408,002
				Project Close	Z001	NATIONAL HIGHWAY PERF FAST	N/A - ICAP	(\$31,153)	\$0	\$6,408,002
				Project Close	Z231	STBG 5-200K POP FAST	N/A - ICAP	(\$6,108)	\$0	\$6,408,002
				Project Close	Z001	NATIONAL HIGHWAY PERF FAST	CON	(\$143,404)	\$4,176,932	\$6,408,002
				Project Close	Z001	NATIONAL HIGHWAY PERF FAST	CON	(\$139,800)	\$4,176,932	\$6,408,002
ODOT	S068028	18757	OR213 Operational Improvements	Project Change	Z001	NATIONAL HIGHWAY PERF FAST	N/A - ICAP	(\$7,847)	\$0	\$4,699,001
				Project Change	Z001	NATIONAL HIGHWAY PERF FAST	CON	(\$61,574)	\$2,714,333	\$4,699,001
				Project Change	Z001	NATIONAL HIGHWAY PERF FAST	CON	(\$9,763)	\$2,714,333	\$4,699,001
ODOT	S081076	18759	OR99E Railroad Tunnel Illumination and ITS	Project Change	Z001	NATIONAL HIGHWAY PERF FAST	N/A - ICAP	\$1,926	\$0	\$1,940,000
				Project Change	Z001	NATIONAL HIGHWAY PERF FAST	CON	\$17,513	\$1,334,285	\$1,940,000
ODOT	S081073	18769	OR99E Rockfall Mitigation MP 12.62 - MP 14.06	Project Close	Z240	SURFACE TRANSP BLOCK GRFS-FLEX	N/A - ICAP	(\$42,543)	\$0	\$2,288,999
				Project Close	Z240	SURFACE TRANSP BLOCK GRFS-FLEX	CON	(\$218,286)	\$1,590,912	\$2,288,999
				Project Close	Z240	SURFACE TRANSP BLOCK GRFS-FLEX	CON	(\$168,466)	\$1,590,912	\$2,288,999
ODOT	S174013	18772	OR212: UPRR - US26	Project Change	Z002	NATIONAL HWY PERF EXEMPT FAST	RW	\$202,235	\$275,022	\$17,884,563
				Project Change	Z001	NATIONAL HIGHWAY PERF FAST	PE	\$35,892	\$1,418,265	\$17,884,563
				Project Change	Z001	NATIONAL HIGHWAY PERF FAST	N/A - ICAP	\$3,948	\$0	\$17,884,563
				Project Change	Z002	NATIONAL HWY PERF EXEMPT FAST	N/A - ICAP	\$22,246	\$0	\$17,884,563
				Project Change	Z001	NATIONAL HIGHWAY PERF FAST	CON	\$26,274	\$14,219,938	\$17,884,563
				Project Change	Z001	NATIONAL HIGHWAY PERF FAST	CON	\$78,760	\$14,219,938	\$17,884,563
ODOT	S081063	18776	OR99E: SE Harold St - SE Harrison St	Project Close	M0E1	NATIONAL HWY PERF PROGRAM EXT	RW	(\$78,488)	\$137,287	\$10,644,965
				Project Close	Z001	NATIONAL HIGHWAY PERF FAST	N/A - ICAP	(\$24,251)	\$0	\$10,644,965
				Project Close	Z001	NATIONAL HIGHWAY PERF FAST	CON	(\$439,199)	\$8,131,333	\$10,644,965
				Project Close	Z001	NATIONAL HIGHWAY PERF FAST	CON	\$218,731	\$8,131,333	\$10,644,965
ODOT	S068021	18779	OR213: SE Lindy St - SE King Rd	Project Change	Z240	SURFACE TRANSP BLOCK GRFS-FLEX	RW	(\$270,227)	\$830,003	\$6,536,310
				Project Change	Z240	SURFACE TRANSP BLOCK GRFS-FLEX	N/A - ICAP	(\$29,725)	\$0	\$6,536,310
ODOT	S029029	18791	OR8 at OR219 and SE 44th - SE 45th Ave (Hillsboro)	Project Change	MS3E	HIGHWAY SAFETY IMP PROG EXTENS	PE	(\$10,075)	\$858,820	\$2,840,445
ODOT	S029032	18794	OR8: SW Short Ave - SW 110th Ave (Beaverton)	Project Change	ZS30	HIGHWAY SAFETY IMP PROG FAST	RW	\$289,000	\$379,000	\$3,029,907
				Project Change	ZS30	HIGHWAY SAFETY IMP PROG FAST	PE	\$250,000	\$437,500	\$3,029,907
				Project Change	ZS30	HIGHWAY SAFETY IMP PROG FAST	N/A - ICAP	\$59,290	\$0	\$3,029,907
ODOT	S064052	18804	I-205: Johnson Creek To Glen Jackson Bridge	Project Change	M002	NATIONAL HIGHWAY PERF EXEMPT	RW	(\$2,911)	\$55,332	\$35,058,986
ODOT	3410016	18806	US 26: Cornelius Pass Rd - NW 185th Ave	Project Change	Z001	NATIONAL HIGHWAY PERF FAST	CON	\$4,459,132	\$16,041,778	\$35,268,470
ODOT	S144026	18841	OR217: OR10 - OR99W	Project Change	RPF0	REPURPOSED EARMARK FORMULA	PE	\$80,610	\$16,386,874	\$138,616,367
				Project Change	Z240	SURFACE TRANSP BLOCK GRFS-FLEX	PE	\$4,312,696	\$16,386,874	\$138,616,367

FY 2020 FHWA Report by Lead Agency, Table 1

Lead Agency	Federal Project Number	ODOT Key Number	Project Title	Project Action	Fund Code	Fund Code Description	Phase	FFY20 Obligation Amount	Federal Amount Programmed	Total Project Cost Estimate
ODOT	S001483	19071	I-5 Rose Quarter Improvements Project	Project Change	Z460	NATIONAL HWY FREIGHT PROGRAM	PE	\$15,000,000	\$61,226,700	\$92,391,997
				Project Change	Z001	NATIONAL HIGHWAY PERF FAST	PE	\$1,844,400	\$61,226,700	\$92,391,997
				Project Change	Z460	NATIONAL HWY FREIGHT PROGRAM	N/A - ICAP	\$1,650,000	\$0	\$92,391,997
				Project Change	Z001	NATIONAL HIGHWAY PERF FAST	N/A - ICAP	\$202,884	\$0	\$92,391,997
ODOT	S068030	19141	OR213: King Rd Mt Scott Creek Bridge ADA Ramps	Project Change	Z001	NATIONAL HIGHWAY PERF FAST	N/A - ICAP	\$20,508	\$0	\$1,431,000
				Project Change	Z001	NATIONAL HIGHWAY PERF FAST	CON	\$35,941	\$538,380	\$1,431,000
				Project Change	Z001	NATIONAL HIGHWAY PERF FAST	CON	\$150,497	\$538,380	\$1,431,000
ODOT	S064053	19204	I-205: Pacific Hwy - Abernathy Bridge East Portland	Project Change	Q760	MIN GUAR-SPECIAL LIM-TEA21	RW	\$152	\$5,000	\$11,480,320
				Project Change	Q760	MIN GUAR-SPECIAL LIM-TEA21	N/A - ICAP	(\$254)	\$0	\$11,480,320
ODOT	S174016	19355	OR212: Rock Creek - Richey Rd	Project Change	Z002	NATIONAL HWY PERF EXEMPT FAST	PE	\$495,126	\$1,224,631	\$1,527,708
				Project Change	Z002	NATIONAL HWY PERF EXEMPT FAST	N/A - ICAP	\$54,464	\$0	\$1,527,708
ODOT	S174015	19356	OR212: Rock Creek	Project Change	Z002	NATIONAL HWY PERF EXEMPT FAST	RW	\$62,492	\$87,176	\$1,426,764
				Project Change	Z002	NATIONAL HWY PERF EXEMPT FAST	N/A - ICAP	\$6,874	\$0	\$1,426,764
ODOT	S001482	19651	I-5: Interstate Br (NB) Trunion Shaft Replacement Br #01377a. (50/50 Split WSDOT)	Project Change	Z030	REDISTRIB CERTAIN AUTH FAST	PE	(\$70,598)	\$1,369,695	\$16,445,764
ODOT	S001499	19652	I-5: Marquam Br Electric & Lighting System Replace	Project Change	Z002	NATIONAL HWY PERF EXEMPT FAST	PE	(\$27,728)	\$392,167	\$2,938,120
				Project Change	LZ2E	EQ BONUS SPEC LIM S-LU EXT	CON	\$777,478	\$2,317,368	\$2,938,120
				Project Change	L00E	EXTENSION OF ALLOC PROGRAMS	CON	\$9,207	\$2,317,368	\$2,938,120
				Project Change	M0E2	NATIONAL HWY PERF EXEMPT EXTEN	CON	\$458	\$2,317,368	\$2,938,120
				Project Change	Z001	NATIONAL HIGHWAY PERF FAST	CON	\$420,878	\$2,317,368	\$2,938,120
				Project Change	Z001	NATIONAL HIGHWAY PERF FAST	CON	\$1,230,706	\$2,317,368	\$2,938,120
				Project Change	M03E	REDIST CERTAIN AUTH MAP-21 EXT	CON	\$42,310	\$2,317,368	\$2,938,120
ODOT	S064057	19786	I-205:Stafford Rd - OR99E	Project Change	Z001	NATIONAL HIGHWAY PERF FAST	PE	\$27,389,340	\$15,769,620	\$47,500,000
				Project Change	Z001	NATIONAL HIGHWAY PERF FAST	N/A - ICAP	\$1,704,226	\$0	\$47,500,000
ODOT	S144030	19918	Portland Metropolitan: Bridge Screening And Rail Retrofit	Project Change	Z001	NATIONAL HIGHWAY PERF FAST	PE	\$283,601	\$575,223	\$6,935,060
				Project Change	Z001	NATIONAL HIGHWAY PERF FAST	N/A - ICAP	\$31,196	\$0	\$6,935,060
				Project Change	Z240	SURFACE TRANSP BLOCK GRFS-FLEX	N/A - ICAP	\$437,714	\$0	\$6,935,060
				Project Change	Z240	SURFACE TRANSP BLOCK GRFS-FLEX	CON	\$730,131	\$5,067,053	\$6,935,060
				Project Change	Z240	SURFACE TRANSP BLOCK GRFS-FLEX	CON	\$3,249,088	\$5,067,053	\$6,935,060
ODOT	S092060	20208	US30: NW Saltzman Rd - NW Bridge Ave	Project Change	Z001	NATIONAL HIGHWAY PERF FAST	RW	\$347,255	\$376,866	\$9,518,704
				Project Change	Z230	STBG-URBANIZED >200K FAST	PE	\$538,380	\$2,022,440	\$9,518,704
				Project Change	Z001	NATIONAL HIGHWAY PERF FAST	N/A - ICAP	\$38,198	\$0	\$9,518,704
				Project Change	Z230	STBG-URBANIZED >200K FAST	N/A - ICAP	\$59,222	\$0	\$9,518,704
ODOT	C067120	20328	OR8 Corridor Safety & Access To Transit	New Project	M040	TIFIA REDISTRIBUTION MAP-21	PE	\$1,170,812	\$1,170,812	\$3,742,902

FY 2020 FHWA Report by Lead Agency, Table 1

Lead Agency	Federal Project Number	ODOT Key Number	Project Title	Project Action	Fund Code	Fund Code Description	Phase	FFY20 Obligation Amount	Federal Amount Programmed	Total Project Cost Estimate
ODOT	S123022	20413	US30BY (Lombard): N Fiske Ave - N Boston Ave	Project Change	Z240	SURFACE TRANSP BLOCK GRFS-FLEX	UR	\$44,865	\$131,934	\$18,501,602
				Project Change	ZS30	HIGHWAY SAFETY IMP PROG FAST	PE	\$1,818,240	\$3,629,129	\$18,501,602
				Project Change	ZS30	HIGHWAY SAFETY IMP PROG FAST	N/A - ICAP	\$1,161,767	\$0	\$18,501,602
				Project Change	Z240	SURFACE TRANSP BLOCK GRFS-FLEX	N/A - ICAP	\$4,935	\$0	\$18,501,602
				Project Change	ZS30	HIGHWAY SAFETY IMP PROG FAST	CON	\$2,062,524	\$13,670,853	\$18,501,602
				Project Change	ZS30	HIGHWAY SAFETY IMP PROG FAST	CON	\$6,680,752	\$13,670,853	\$18,501,602
ODOT	S001509	20430	I-5: MP 303.27 To MP 308.63	Project Change	ZS30	HIGHWAY SAFETY IMP PROG FAST	PE	(\$81,484)	\$1,386,500	\$7,799,500
				Project Change	ZS30	HIGHWAY SAFETY IMP PROG FAST	N/A - ICAP	(\$8,964)	\$0	\$7,799,500
ODOT	S091090	20435	OR99W: I-5 - McDonald St	Project Change	Z001	NATIONAL HIGHWAY PERF FAST	RW	\$360,715	\$3,515,047	\$24,060,468
				Project Change	Z001	NATIONAL HIGHWAY PERF FAST	N/A - ICAP	\$39,679	\$0	\$24,060,468
ODOT	SA00269	20451	OR8 at River Rd & OR224 at Lake Rd	Project Change	ZS40	RAIL HWY CROSS HAZARD ELM FAST	PE	\$59,940	\$1,037,216	\$2,649,464
				Project Change	Z001	NATIONAL HIGHWAY PERF FAST	PE	\$1,091,370	\$1,037,216	\$2,649,464
ODOT	S091089	20471	OR99W Tualatin River NB Bridge	Project Change	Z001	NATIONAL HIGHWAY PERF FAST	N/A - ICAP	\$106,316	\$0	\$2,302,900
				Project Change	Z001	NATIONAL HIGHWAY PERF FAST	CON	\$303,834	\$1,079,362	\$2,302,900
				Project Change	Z001	NATIONAL HIGHWAY PERF FAST	CON	\$662,673	\$1,079,362	\$2,302,900
ODOT	S064058	20480	I-205 Exit Ramps at SE Division St	Project Change	ZS30	HIGHWAY SAFETY IMP PROG FAST	RW	\$101,295	\$115,000	\$3,727,964
				Project Change	ZS30	HIGHWAY SAFETY IMP PROG FAST	N/A - ICAP	\$11,142	\$0	\$3,727,964
ODOT	S081080	20487	OR99E Over UPRR at Baldwin Street Bridge	Project Change	L1CE	BRIDGE 85% ON/OFF S-LU EXT	RW	\$79,680	\$246,160	\$5,413,542
ODOT	S064060	20508	I-205: Abernethy Bridge - SE 82nd Dr	Project Change	Z001	NATIONAL HIGHWAY PERF FAST	N/A - ICAP	\$671,313	\$0	\$7,292,433
				Project Change	Z001	NATIONAL HIGHWAY PERF FAST	CON	\$1,048,869	\$5,978,099	\$7,292,433
				Project Change	Z001	NATIONAL HIGHWAY PERF FAST	CON	\$5,053,975	\$5,978,099	\$7,292,433
ODOT	S068031	21177	OR213 (82nd Ave): SE Foster Rd - SE Thompson Rd	Project Change	Z240	SURFACE TRANSP BLOCK GRFS-FLEX	UR	\$31,406	\$97,688	\$21,597,711
				Project Change	Z001	NATIONAL HIGHWAY PERF FAST	RW	\$305,082	\$3,876,903	\$21,597,711
				Project Change	Z001	NATIONAL HIGHWAY PERF FAST	PE	\$2,985,832	\$2,985,832	\$21,597,711
				Project Change	Z001	NATIONAL HIGHWAY PERF FAST	N/A - ICAP	\$362,001	\$0	\$21,597,711
				Project Change	Z240	SURFACE TRANSP BLOCK GRFS-FLEX	N/A - ICAP	\$3,455	\$0	\$21,597,711
ODOT	SA00225	21371	I-5 and I-205: Portland Metropolitan Value Pricing Program	Project Change	Z001	NATIONAL HIGHWAY PERF FAST	PL	\$13,969,384	\$2,766,600	\$15,147,890
				Project Change	Z001	NATIONAL HIGHWAY PERF FAST	N/A - ICAP	\$1,536,632	\$0	\$15,147,890
ODOT	S064061	21400	I-205: I-5 - OR213, Phase 3 Sec.	Project Change	Z001	NATIONAL HIGHWAY PERF FAST	N/A - ICAP	(\$49,039)	\$0	\$6,200,000
				Project Change	Z001	NATIONAL HIGHWAY PERF FAST	CON	(\$539,313)	\$5,717,640	\$6,200,000
				Project Change	Z001	NATIONAL HIGHWAY PERF FAST	CON	\$93,500	\$5,717,640	\$6,200,000
ODOT	SA00303	21473	Oregon MPO Consortium Work Program FFY20	Project Change	Z450	METROPOLITAN PLANNING FAST	PL	\$150,000	\$175,919	\$219,899
ODOT	S171049	21495	OR212/224 Arterial Management	New Project	Z44A	CONGESTION MGMT TECH DEPLOY	PE	\$300,000	\$300,000	\$2,800,000
ODOT	5900312	21496	NE Airport Way Arterial Corridor Management	New Project	Z44A	CONGESTION MGMT TECH DEPLOY	PE	\$110,000	\$110,000	\$1,200,000
ODOT	S064062	21504	I-205: Johnson Creek-Glenn Jackson Bridge Evaluation	New Project	Z44A	CONGESTION MGMT TECH DEPLOY	OTH	\$25,000	\$25,000	\$50,000
				New Project	M001	NATIONAL HIGHWAY PERF PROGRAM	OTH	\$22,433	\$25,000	\$50,000

FY 2020 FHWA Report by Lead Agency, Table 1

Lead Agency	Federal Project Number	ODOT Key Number	Project Title	Project Action	Fund Code	Fund Code Description	Phase	FFY20 Obligation Amount	Federal Amount Programmed	Total Project Cost Estimate
ODOT	S001534	21541	I-5: Boone Bridge Widening & Seismic Retrofit Study	New Project	M0E1	NATIONAL HWY PERF PROGRAM EXT	PL	\$276,660	\$276,660	\$300,000
				New Project	M0E1	NATIONAL HWY PERF PROGRAM EXT	N/A - ICAP	\$30,433	\$0	\$300,000
ODOT	S123024	21707	US30B: St Johns (Willamette River) Bridge	New Project	Z240	SURFACE TRANSP BLOCK GRTS-FLEX	PE	\$1,471,587	\$1,471,587	\$13,284,662
				New Project	Z240	SURFACE TRANSP BLOCK GRTS-FLEX	N/A - ICAP	\$161,875	\$0	\$13,284,662
ODOT	S100067	21710	US30: Troutdale (Sandy River) Bridge	New Project	Z240	SURFACE TRANSP BLOCK GRTS-FLEX	PE	\$668,694	\$602,427	\$4,969,052
ODOT	S029034	22116	US8 Curb Ramps (Cornelius & Forest Grove) Project	New Project	Z001	NATIONAL HIGHWAY PERF FAST	N/A - ICAP	\$146,705	\$0	\$2,556,160
				New Project	Z001	NATIONAL HIGHWAY PERF FAST	CON	\$321,695	\$1,776,798	\$2,556,160
				New Project	Z001	NATIONAL HIGHWAY PERF FAST	CON	\$1,011,985	\$1,776,798	\$2,556,160
Port of Portland	C000047	17270	40 Mile Loop: Blue Lake Park - Sundial Rd	Project Change	Z230	STBG-URBANIZED >200K FAST	RW	\$367,959	\$460,000	\$3,439,535
Portland	5900293	13502	NE Columbia Blvd at MLK Jr Blvd	Project Change	Z230	STBG-URBANIZED >200K FAST	CON	\$10,358	\$1,415,350	\$3,859,260
				Project Change	Z230	STBG-URBANIZED >200K FAST	CON	\$452,430	\$1,415,350	\$3,859,260
Portland	5900258	17267	Twenties Bikeway: NE Lombard - SE Harney Drive Local	Project Close	M23E	STP-URBANIZED >200K MAP-21 EXT	CON	(\$373,785)	\$3,220,854	\$4,099,733
				Project Close	M23E	STP-URBANIZED >200K MAP-21 EXT	CON	\$349,047	\$3,220,854	\$4,099,733
Portland	5900251	17268	Red Electric Trail: SW Bertha Blvd - SW Capitol Highway	Project Change	Z400	CONGESTION MITIGATION FAST	CON	\$377,240	\$3,461,228	\$4,532,142
				Project Change	Z400	CONGESTION MITIGATION FAST	CON	\$982,170	\$3,461,228	\$4,532,142
				Project Change	Z230	STBG-URBANIZED >200K FAST	CON	\$196,160	\$3,461,228	\$4,532,142
Portland	5900266	17888	SE Holgate & Ramona:122nd-136th Ave Sdwk(Portland)	Project Close	M301	TAP -URBANIZED AREAS POP >200K	CON	(\$99,167)	\$991,428	\$1,578,761
				Project Close	M301	TAP -URBANIZED AREAS POP >200K	CON	(\$58,158)	\$991,428	\$1,578,761
				Project Close	M3E1	TAP URB AREA >200K MAP-21 EXT	CON	(\$37,131)	\$991,428	\$1,578,761
				Project Close	M3E1	TAP URB AREA >200K MAP-21 EXT	CON	\$10,050	\$991,428	\$1,578,761
Portland	5900253	18021	East Portland Active Transportation To Transit Local	Project Change	L23E	STP- URBANIZED AREAS S-LU EXT	RW	\$234,677	\$261,537	\$5,776,394
				Project Change	L00E	EXTENSION OF ALLOC PROGRAMS	PE	(\$189)	\$713,251	\$5,776,394
Portland	5900287	18022	Foster Road Streetscape: SE 50th B - SE 92nd Ave	Project Change	Z230	STBG-URBANIZED >200K FAST	CON	\$484,993	\$2,109,225	\$8,853,456
Portland	5900267	18025	Portland Bike Sharing Project	Project Close	L23E	STP- URBANIZED AREAS S-LU EXT	CON	(\$843)	\$1,845,167	\$4,042,000
Portland	5900283	18308	N/NE Columbia Blvd Traffic/Transit Signal Upgrade	Project Change	Z230	STBG-URBANIZED >200K FAST	CON	\$132,302	\$844,269	\$1,225,900
				Project Change	Z230	STBG-URBANIZED >200K FAST	CON	\$711,228	\$844,269	\$1,225,900
Portland	5900313	18316	SW Barbur Blvd: SW Caruthers St - SW Capitol Hwy	New Project	Z230	STBG-URBANIZED >200K FAST	PE	\$80,757	\$80,757	\$590,660
Portland	5900284	18814	Connected Cully	Project Change	Z240	SURFACE TRANSP BLOCK GRTS-FLEX	CON	\$662,190	\$2,435,182	\$5,272,500
				Project Change	Z240	SURFACE TRANSP BLOCK GRTS-FLEX	CON	\$1,772,992	\$2,435,182	\$5,272,500
Portland	5900286	18818	Downtown I-405 Ped Safety & Operational Improvements	Project Change	M040	TIFIA REDISTRIBUTION MAP-21	CON	\$455,427	\$1,422,220	\$3,317,727
				Project Change	M040	TIFIA REDISTRIBUTION MAP-21	CON	\$966,794	\$1,422,220	\$3,317,727
Portland	5900292	19297	East Portland Access to Employment and Education	Project Change	Z230	STBG-URBANIZED >200K FAST	CON	\$1,483,742	\$3,737,420	\$11,688,129
				Project Change	Z230	STBG-URBANIZED >200K FAST	CON	\$2,253,679	\$3,737,420	\$11,688,129
Portland	5900290	19300	North Rivergate Freight Project	Project Change	L1CE	BRIDGE 85% ON/OFF S-LU EXT	CON	(\$603,124)	\$21,723,076	\$26,157,412
Portland	5900296	19303	N. Going To The Island Freight Project	Project Change	Z230	STBG-URBANIZED >200K FAST	PE	(\$2,188)	\$70,000	\$557,228
				Project Change	Z230	STBG-URBANIZED >200K FAST	CON	\$90,355	\$400,000	\$557,228
				Project Change	Z230	STBG-URBANIZED >200K FAST	CON	\$150,187	\$400,000	\$557,228

FY 2020 FHWA Report by Lead Agency, Table 1

Lead Agency	Federal Project Number	ODOT Key Number	Project Title	Project Action	Fund Code	Fund Code Description	Phase	FFY20 Obligation Amount	Federal Amount Programmed	Total Project Cost Estimate
Portland	5900304	20812	Brentwood-Darlington Bike/Ped Improvements	Project Change	Z301	TRANS ALTERNATIVES >200K FAST	PE	\$918,500	\$918,500	\$6,206,422
Portland	5900305	20813	NE Halsey Street Bike/Ped/Transit Improvements	Project Change	M23E	STP-URBANIZED >200K MAP-21 EXT	PE	\$839,055	\$839,055	\$5,108,289
Portland	5900311	20814	Jade And Montavilla Multimodal Improvements	New Project	Z230	STBG-URBANIZED >200K FAST	PE	\$1,158,450	\$1,158,450	\$7,793,841
Portland	5900309	21407	OR99W/SW Barbur Blvd Area: Sidewalk Infill (Portland)	New Project	L23E	STP- URBANIZED AREAS S-LU EXT	PE	\$377,763	\$377,763	\$1,938,487
Portland State University	0000273	21040	Portal Regional Archived Data User Service 2018	Project Change	Z230	STBG-URBANIZED >200K FAST	OTH	\$200,000	\$200,000	\$222,891
TriMet	0000239	18838	OR99W: Corridor Safety & Access To Transit	Project Change	Z301	TRANS ALTERNATIVES >200K FAST	PE	(\$32,174)	\$876,100	\$3,605,000
				Project Change	Z240	SURFACE TRANSP BLOCK GRTS-FLEX	CON	\$937,700	\$2,226,763	\$3,605,000
TriMet	S029031	18839	OR8: SW 192nd Ave (Aloha) - SW 160th Ave (Beaverton)	Project Change	Z302	TRANS ALTERNATIVES 5-200K FAST	RW	\$25,124	\$87,038	\$1,795,000
				Project Change	Z240	SURFACE TRANSP BLOCK GRTS-FLEX	CON	\$222,107	\$735,786	\$1,795,000
				Project Change	Z240	SURFACE TRANSP BLOCK GRTS-FLEX	CON	\$526,259	\$735,786	\$1,795,000
Washington County	C067110	18311	Durham Rd/Upper Boones Ferry Rd: OR99W - I-5	Project Change	Z230	STBG-URBANIZED >200K FAST	PE	\$72,119	\$363,419	\$1,865,015
Washington County	C067105	18311	Durham Rd/Upper Boones Ferry Rd: OR99W - I-5	Project Change	M23E	STP-URBANIZED >200K MAP-21 EXT	OTH	\$116,522	\$429,643	\$1,865,015
				Project Change	Z230	STBG-URBANIZED >200K FAST	OTH	\$50,212	\$429,643	\$1,865,015
Washington County	C067109	19358	Basalt Creek Ext: Grahams Ferry Rd-Boones Ferry Rd	Project Change	Z230	STBG-URBANIZED >200K FAST	PE	\$625,000	\$2,757,000	\$35,246,551
West Linn	S003016	20329	OR43: Marylhurst Dr - Hidden Springs Rd (West Linn)	Project Change	Z400	CONGESTION MITIGATION FAST	PE	\$245,549	\$1,568,203	\$6,118,203
				Project Change	Z301	TRANS ALTERNATIVES >200K FAST	PE	\$241,584	\$1,568,203	\$6,118,203
TOTAL 2020 FHWA AWARDS								\$146,024,790		

FY 2020 FHWA Federal Fund Source, Table 2

Lead Agency	Federal Project Number	ODOT Key Number	Project Title	Project Action	Fund Code	Fund Type	Fund Code Description	Phase	FFY20 Obligation Amount	Federal Amount Programmed	Total Project Cost Estimate
Portland	5900290	19300	North Rivergate Freight Project	Project Change	L1CE	Bridge	BRIDGE 85% ON/OFF S-LU EXT	CON	(\$603,124)	\$21,723,076	\$26,157,412
ODOT	S081080	20487	OR99E Over UPRR at Baldwin Street Bridge	Project Change	L1CE	Bridge	BRIDGE 85% ON/OFF S-LU EXT	RW	\$79,680	\$246,160	\$5,413,542
Bridge Total									(\$523,444)		
Gresham	3125049	16986	Division Street Corridor Improvements (Gresham)	Project Change	Z400	CMAQ-Urban	CONGESTION MITIGATION FAST	PE	\$712,537	\$794,090	\$6,860,760
Portland	5900251	17268	Red Electric Trail: SW Bertha Blvd - SW Capitol Highway	Project Change	Z400	CMAQ-Urban	CONGESTION MITIGATION FAST	CON	\$377,240	\$3,461,228	\$4,532,142
				Project Change	Z400	CMAQ-Urban	CONGESTION MITIGATION FAST	CON	\$982,170	\$3,461,228	\$4,532,142
DEQ	0000213	17274	School Bus Diesel Engine Emission Reduction	Project Close	Z400	CMAQ-Urban	CONGESTION MITIGATION FAST	CON	(\$126,949)	\$380,000	\$380,000
West Linn	S003016	20329	OR43: Marylhurst Dr - Hidden Springs Rd (West Linn)	Project Change	Z400	CMAQ-Urban	CONGESTION MITIGATION FAST	PE	\$245,549	\$1,568,203	\$6,118,203
CMAQ-Urban Total									\$2,190,547		
ODOT	S001499	19652	I-5: Marquam Br Electric & Lighting System Replace	Project Change	LZ2E	Equity Bonus	EQ BONUS SPEC LIM S-LU EXT	CON	\$777,478	\$2,317,368	\$2,938,120
Equity Bonus Total									\$777,478		
Metro	PR20101	20595	Portland Area MPO Planning SFY20	Project Change	Z77D	FTA Section 5303	FTA METROPOLITAN TRANSPORT	PL	\$187,510	\$777,932	\$7,927,833
Metro	PR19101	21271	Portland Area MPO Planning SFY19	Project Close	M77D	FTA Section 5303	FTA METROPOLITAN TRANSPORT	PL	(\$126,407)	\$371,489	\$3,698,720
FTA Section 5303 Total									\$61,103		
ODOT	S029024	17704	OR8: SW 185th Ave. Sec Tualatin Valley Highway	Project Close	ZS30	HSIP	HIGHWAY SAFETY IMP PROG FAST	CON	(\$54,537)	\$3,693,581	\$4,947,999
ODOT	S029029	18791	OR8 at OR219 and SE 44th - SE 45th Ave (Hillsboro)	Project Change	MS3E	HSIP	HIGHWAY SAFETY IMP PROG EXTENS	PE	(\$10,075)	\$858,820	\$2,840,445

FY 2020 FHWA Federal Fund Source, Table 2

Lead Agency	Federal Project Number	ODOT Key Number	Project Title	Project Action	Fund Code	Fund Type	Fund Code Description	Phase	FFY20 Obligation Amount	Federal Amount Programmed	Total Project Cost Estimate
ODOT	S029032	18794	OR8: SW Short Ave - SW 110th Ave (Beaverton)	Project Change	ZS30	HSIP	HIGHWAY SAFETY IMP PROG FAST	RW	\$289,000	\$379,000	\$3,029,907
				Project Change	ZS30	HSIP	HIGHWAY SAFETY IMP PROG FAST	PE	\$250,000	\$437,500	\$3,029,907
				Project Change	ZS30	HSIP	HIGHWAY SAFETY IMP PROG FAST	N/A - ICAP	\$59,290	\$0	\$3,029,907
ODOT	S123022	20413	US30BY (Lombard): N Fiske Ave - N Boston Ave	Project Change	ZS30	HSIP	HIGHWAY SAFETY IMP PROG FAST	PE	\$1,818,240	\$3,629,129	\$18,501,602
				Project Change	ZS30	HSIP	HIGHWAY SAFETY IMP PROG FAST	N/A - ICAP	\$1,161,767	\$0	\$18,501,602
				Project Change	ZS30	HSIP	HIGHWAY SAFETY IMP PROG FAST	CON	\$2,062,524	\$13,670,853	\$18,501,602
				Project Change	ZS30	HSIP	HIGHWAY SAFETY IMP PROG FAST	CON	\$6,680,752	\$13,670,853	\$18,501,602
ODOT	S001509	20430	I-5: MP 303.27 To MP 308.63	Project Change	ZS30	HSIP	HIGHWAY SAFETY IMP PROG FAST	PE	(\$81,484)	\$1,386,500	\$7,799,500
				Project Change	ZS30	HSIP	HIGHWAY SAFETY IMP PROG FAST	N/A - ICAP	(\$8,964)	\$0	\$7,799,500
ODOT	S064058	20480	I-205 Exit Ramps at SE Division St	Project Change	ZS30	HSIP	HIGHWAY SAFETY IMP PROG FAST	RW	\$101,295	\$115,000	\$3,727,964
				Project Change	ZS30	HSIP	HIGHWAY SAFETY IMP PROG FAST	N/A - ICAP	\$11,142	\$0	\$3,727,964
HSIP Total									\$12,278,951		
Portland	5900253	18021	East Portland Active Transportation To Transit Local	Project Change	L00E	Misc	EXTENSION OF ALLOC PROGRAMS	PE	(\$189)	\$713,251	\$5,776,394
ODOT	S144026	18841	OR217: OR10 - OR99W	Project Change	RPF0	Misc	REPURPOSED EARMARK FORMULA	PE	\$80,610	\$16,386,874	\$134,200,840
ODOT	S064053	19204	I-205: Pacific Hwy - Abernathy Bridge East Portland	Project Change	Q760	Misc	MIN GUAR-SPECIAL LIM-TEA21	RW	\$152	\$5,000	\$11,480,320
				Project Change	Q760	Misc	MIN GUAR-SPECIAL LIM-TEA21	N/A - ICAP	(\$254)	\$0	\$11,480,320

FY 2020 FHWA Federal Fund Source, Table 2

Lead Agency	Federal Project Number	ODOT Key Number	Project Title	Project Action	Fund Code	Fund Type	Fund Code Description	Phase	FFY20 Obligation Amount	Federal Amount Programmed	Total Project Cost Estimate
ODOT	S001499	19652	I-5: Marquam Br Electric & Lighting System Replace	Project Change	L00E	Misc	EXTENSION OF ALLOC PROGRAMS	CON	\$9,207	\$2,317,368	\$2,938,120
ODOT	SA00269	20451	OR8 at River Rd & OR224 at Lake Rd	Project Change	ZS40	Misc	RAIL HWY CROSS HAZARD ELM FAST	PE	\$59,940	\$1,037,216	\$2,649,464
ODOT	S171049	21495	OR212/224 Arterial Management	New Project	Z44A	Misc	CONGESTION MGMT TECH DEPLOY	PE	\$300,000	\$300,000	\$2,800,000
ODOT	5900312	21496	NE Airport Way Arterial Corridor Management	New Project	Z44A	Misc	CONGESTION MGMT TECH DEPLOY	PE	\$110,000	\$110,000	\$1,200,000
ODOT	S064062	21504	I-205: Johnson Creek-Glenn Jackson Bridge Evaluation	New Project	Z44A	Misc	CONGESTION MGMT TECH DEPLOY	OTH	\$25,000	\$25,000	\$50,000
Misc Total									\$584,466		
ODOT	S001483	19071	I-5 Rose Quarter Improvements Project	Project Change	Z460	NHFP - Freight	NATIONAL HWY FREIGHT PROGRAM	PE	\$15,000,000	\$61,226,700	\$92,391,997
				Project Change	Z460	NHFP - Freight	NATIONAL HWY FREIGHT PROGRAM	N/A - ICAP	\$1,650,000	\$0	\$92,391,997
NHFP-Freight Total									\$16,650,000		
ODOT	S026122	18583	US26: Boring Road Oxing Bridge Repair; Br#09381 Clackamas	Project Close	M001	NHPP	NATIONAL HIGHWAY PERF PROGRAM	PE	(\$336,286)	\$982,544	\$6,408,002
				Project Close	Z001	NHPP	NATIONAL HIGHWAY PERF FAST	N/A - ICAP	(\$31,153)	\$0	\$6,408,002
				Project Close	Z001	NHPP	NATIONAL HIGHWAY PERF FAST	CON	(\$143,404)	\$4,176,932	\$6,408,002
				Project Close	Z001	NHPP	NATIONAL HIGHWAY PERF FAST	CON	(\$139,800)	\$4,176,932	\$6,408,002
ODOT	S068028	18757	OR213 Operational Improvements	Project Change	Z001	NHPP	NATIONAL HIGHWAY PERF FAST	N/A - ICAP	(\$7,847)	\$0	\$4,699,001
				Project Change	Z001	NHPP	NATIONAL HIGHWAY PERF FAST	CON	(\$61,574)	\$2,714,333	\$4,699,001
				Project Change	Z001	NHPP	NATIONAL HIGHWAY PERF FAST	CON	(\$9,763)	\$2,714,333	\$4,699,001

FY 2020 FHWA Federal Fund Source, Table 2

Lead Agency	Federal Project Number	ODOT Key Number	Project Title	Project Action	Fund Code	Fund Type	Fund Code Description	Phase	FFY20 Obligation Amount	Federal Amount Programmed	Total Project Cost Estimate
ODOT	S081076	18759	OR99E Railroad Tunnel Illumination and ITS	Project Change	Z001	NHPP	NATIONAL HIGHWAY PERF FAST	N/A - ICAP	\$1,926	\$0	\$1,940,000
				Project Change	Z001	NHPP	NATIONAL HIGHWAY PERF FAST	CON	\$17,513	\$1,334,285	\$1,940,000
ODOT	S174013	18772	OR212: UPRR - US26	Project Change	Z002	NHPP	NATIONAL HWY PERF EXEMPT FAST	RW	\$202,235	\$275,022	\$17,884,563
				Project Change	Z001	NHPP	NATIONAL HIGHWAY PERF FAST	PE	\$35,892	\$1,418,265	\$17,884,563
				Project Change	Z001	NHPP	NATIONAL HIGHWAY PERF FAST	N/A - ICAP	\$3,948	\$0	\$17,884,563
				Project Change	Z002	NHPP	NATIONAL HWY PERF EXEMPT FAST	N/A - ICAP	\$22,246	\$0	\$17,884,563
				Project Change	Z001	NHPP	NATIONAL HIGHWAY PERF FAST	CON	\$26,274	\$14,219,938	\$17,884,563
				Project Change	Z001	NHPP	NATIONAL HIGHWAY PERF FAST	CON	\$78,760	\$14,219,938	\$17,884,563
ODOT	S081063	18776	OR99E: SE Harold St - SE Harrison St	Project Close	M0E1	NHPP	NATIONAL HWY PERF PROGRAM EXT	RW	(\$78,488)	\$137,287	\$10,644,965
				Project Close	Z001	NHPP	NATIONAL HIGHWAY PERF FAST	N/A - ICAP	(\$24,251)	\$0	\$10,644,965
				Project Close	Z001	NHPP	NATIONAL HIGHWAY PERF FAST	CON	(\$439,199)	\$8,131,333	\$10,644,965
				Project Close	Z001	NHPP	NATIONAL HIGHWAY PERF FAST	CON	\$218,731	\$8,131,333	\$10,644,965
ODOT	S064052	18804	I-205: Johnson Creek To Glen Jackson Bridge	Project Change	M002	NHPP	NATIONAL HIGHWAY PERF EXEMPT	RW	(\$2,911)	\$55,332	\$35,058,986
ODOT	3410016	18806	US 26: Cornelius Pass Rd - NW 185th Ave	Project Change	Z001	NHPP	NATIONAL HIGHWAY PERF FAST	CON	\$4,459,132	\$16,041,778	\$35,268,470
ODOT	S001483	19071	I-5 Rose Quarter Improvements Project	Project Change	Z001	NHPP	NATIONAL HIGHWAY PERF FAST	PE	\$1,844,400	\$61,226,700	\$129,391,997
				Project Change	Z001	NHPP	NATIONAL HIGHWAY PERF FAST	N/A - ICAP	\$202,884	\$0	\$129,391,997

FY 2020 FHWA Federal Fund Source, Table 2

Lead Agency	Federal Project Number	ODOT Key Number	Project Title	Project Action	Fund Code	Fund Type	Fund Code Description	Phase	FFY20 Obligation Amount	Federal Amount Programmed	Total Project Cost Estimate
ODOT	S068030	19141	OR213: King Rd Mt Scott Creek Bridge ADA Ramps	Project Change	Z001	NHPP	NATIONAL HIGHWAY PERF FAST	N/A - ICAP	\$20,508	\$0	\$1,431,000
				Project Change	Z001	NHPP	NATIONAL HIGHWAY PERF FAST	CON	\$35,941	\$538,380	\$1,431,000
				Project Change	Z001	NHPP	NATIONAL HIGHWAY PERF FAST	CON	\$150,497	\$538,380	\$1,431,000
ODOT	S174016	19355	OR212: Rock Creek - Richey Rd	Project Change	Z002	NHPP	NATIONAL HWY PERF EXEMPT FAST	PE	\$495,126	\$1,224,631	\$1,527,708
				Project Change	Z002	NHPP	NATIONAL HWY PERF EXEMPT FAST	N/A - ICAP	\$54,464	\$0	\$1,527,708
ODOT	S174015	19356	OR212: Rock Creek	Project Change	Z002	NHPP	NATIONAL HWY PERF EXEMPT FAST	RW	\$62,492	\$87,176	\$1,426,764
				Project Change	Z002	NHPP	NATIONAL HWY PERF EXEMPT FAST	N/A - ICAP	\$6,874	\$0	\$1,426,764
ODOT	S001499	19652	I-5: Marquam Br Electric & Lighting System Replace	Project Change	Z002	NHPP	NATIONAL HWY PERF EXEMPT FAST	PE	(\$27,728)	\$392,167	\$2,938,120
				Project Change	Z001	NHPP	NATIONAL HIGHWAY PERF FAST	CON	\$420,878	\$2,317,368	\$2,938,120
				Project Change	Z001	NHPP	NATIONAL HIGHWAY PERF FAST	CON	\$1,230,706	\$2,317,368	\$2,938,120
				Project Change	M0E2	NHPP	NATIONAL HWY PERF EXEMPT EXTEN	CON	\$458	\$2,317,368	\$2,938,120
ODOT	S064057	19786	I-205:Stafford Rd - OR99E	Project Change	Z001	NHPP	NATIONAL HIGHWAY PERF FAST	PE	\$27,389,340	\$15,769,620	\$47,500,000
				Project Change	Z001	NHPP	NATIONAL HIGHWAY PERF FAST	N/A - ICAP	\$1,704,226	\$0	\$47,500,000
ODOT	S144030	19918	Portland Metropolitan: Bridge Screening And Rail Retrofit	Project Change	Z001	NHPP	NATIONAL HIGHWAY PERF FAST	PE	\$283,601	\$575,223	\$6,935,060
				Project Change	Z001	NHPP	NATIONAL HIGHWAY PERF FAST	N/A - ICAP	\$31,196	\$0	\$6,935,060

FY 2020 FHWA Federal Fund Source, Table 2

Lead Agency	Federal Project Number	ODOT Key Number	Project Title	Project Action	Fund Code	Fund Type	Fund Code Description	Phase	FFY20 Obligation Amount	Federal Amount Programmed	Total Project Cost Estimate
ODOT	S092060	20208	US30: NW Saltzman Rd - NW Bridge Ave	Project Change	Z001	NHPP	NATIONAL HIGHWAY PERF FAST	RW	\$347,255	\$376,866	\$9,518,704
				Project Change	Z001	NHPP	NATIONAL HIGHWAY PERF FAST	N/A - ICAP	\$38,198	\$0	\$9,518,704
ODOT	S091090	20435	OR99W: I-5 - McDonald St	Project Change	Z001	NHPP	NATIONAL HIGHWAY PERF FAST	RW	\$360,715	\$3,515,047	\$24,060,468
				Project Change	Z001	NHPP	NATIONAL HIGHWAY PERF FAST	N/A - ICAP	\$39,679	\$0	\$24,060,468
ODOT	SA00269	20451	OR8 at River Rd & OR224 at Lake Rd	Project Change	Z001	NHPP	NATIONAL HIGHWAY PERF FAST	PE	\$1,091,370	\$1,037,216	\$2,649,464
ODOT	S091089	20471	OR99W Tualatin River NB Bridge	Project Change	Z001	NHPP	NATIONAL HIGHWAY PERF FAST	N/A - ICAP	\$106,316	\$0	\$2,302,900
				Project Change	Z001	NHPP	NATIONAL HIGHWAY PERF FAST	CON	\$303,834	\$1,079,362	\$2,302,900
				Project Change	Z001	NHPP	NATIONAL HIGHWAY PERF FAST	CON	\$662,673	\$1,079,362	\$2,302,900
ODOT	S064060	20508	I-205: Abernethy Bridge - SE 82nd Dr	Project Change	Z001	NHPP	NATIONAL HIGHWAY PERF FAST	N/A - ICAP	\$671,313	\$0	\$7,292,433
				Project Change	Z001	NHPP	NATIONAL HIGHWAY PERF FAST	CON	\$1,048,869	\$5,978,099	\$7,292,433
				Project Change	Z001	NHPP	NATIONAL HIGHWAY PERF FAST	CON	\$5,053,975	\$5,978,099	\$7,292,433
ODOT	S068031	21177	OR213 (82nd Ave): SE Foster Rd - SE Thompson Rd	Project Change	Z001	NHPP	NATIONAL HIGHWAY PERF FAST	RW	\$305,082	\$3,876,903	\$21,597,711
				Project Change	Z001	NHPP	NATIONAL HIGHWAY PERF FAST	PE	\$2,985,832	\$2,985,832	\$21,597,711
				Project Change	Z001	NHPP	NATIONAL HIGHWAY PERF FAST	N/A - ICAP	\$362,001	\$0	\$21,597,711
ODOT	SA00225	21371	I-5 and I-205: Portland Metropolitan Value Pricing Program	Project Change	Z001	NHPP	NATIONAL HIGHWAY PERF FAST	PL	\$13,969,384	\$2,766,600	\$15,147,890
				Project Change	Z001	NHPP	NATIONAL HIGHWAY PERF FAST	N/A - ICAP	\$1,536,632	\$0	\$15,147,890

FY 2020 FHWA Federal Fund Source, Table 2

Lead Agency	Federal Project Number	ODOT Key Number	Project Title	Project Action	Fund Code	Fund Type	Fund Code Description	Phase	FFY20 Obligation Amount	Federal Amount Programmed	Total Project Cost Estimate
ODOT	S064061	21400	I-205: I-5 - OR213, Phase 3 Sec.	Project Change	Z001	NHPP	NATIONAL HIGHWAY PERF FAST	N/A - ICAP	(\$49,039)	\$0	\$6,200,000
				Project Change	Z001	NHPP	NATIONAL HIGHWAY PERF FAST	CON	(\$539,313)	\$5,717,640	\$6,200,000
				Project Change	Z001	NHPP	NATIONAL HIGHWAY PERF FAST	CON	\$93,500	\$5,717,640	\$6,200,000
ODOT	S064062	21504	I-205: Johnson Creek-Glenn Jackson Bridge Evaluation	New Project	M001	NHPP	NATIONAL HIGHWAY PERF PROGRAM	OTH	\$22,433	\$25,000	\$50,000
ODOT	S001534	21541	I-5: Boone Bridge Widening & Seismic Retrofit Study	New Project	M0E1	NHPP	NATIONAL HWY PERF PROGRAM EXT	PL	\$276,660	\$276,660	\$300,000
				New Project	M0E1	NHPP	NATIONAL HWY PERF PROGRAM EXT	N/A - ICAP	\$30,433	\$0	\$300,000
ODOT	S029034	22116	US8 Curb Ramps (Cornelius & Forest Grove) Project	New Project	Z001	NHPP	NATIONAL HIGHWAY PERF FAST	N/A - ICAP	\$146,705	\$0	\$2,556,160
				New Project	Z001	NHPP	NATIONAL HIGHWAY PERF FAST	CON	\$321,695	\$1,776,798	\$2,556,160
				New Project	Z001	NHPP	NATIONAL HIGHWAY PERF FAST	CON	\$1,011,985	\$1,776,798	\$2,556,160
NHPP Total									\$67,896,029		
Metro	PR20101	20595	Portland Area MPO Planning SFY20	Project Change	Z450	PL Funds	METROPOLITAN PLANNING FAST	PL	\$432,284	\$2,458,812	\$7,927,833
Metro	PR21101	20596	Portland MPO Planning SFY21	New Project	Z450	PL Funds	METROPOLITAN PLANNING FAST	PL	\$2,723,118	\$2,685,951	\$8,610,885
Metro	PR19101	21271	Portland Area MPO Planning SFY19	Project Close	M45E	PL Funds	METROPOLITAN PLAN MAP-21 EXT	PL	(\$148,525)	\$1,397,282	\$3,698,720
				Project Close	Z450	PL Funds	METROPOLITAN PLANNING FAST	PL	(\$2,215,626)	\$1,397,282	\$3,698,720
ODOT	SA00303	21473	Oregon MPO Consortium Work Program FFY20	Project Change	Z450	PL Funds	METROPOLITAN PLANNING FAST	PL	\$150,000	\$175,919	\$219,899
PL Funds Total									\$941,251		

FY 2020 FHWA Federal Fund Source, Table 2

Lead Agency	Federal Project Number	ODOT Key Number	Project Title	Project Action	Fund Code	Fund Type	Fund Code Description	Phase	FFY20 Obligation Amount	Federal Amount Programmed	Total Project Cost Estimate
ODOT	S001482	19651	I-5: Interstate Br (NB) Trunnion Shaft Replacement Br #01377a. (50/50 Split WSDOT)	Project Change	Z030	Redistribution	REDISTRIB CERTAIN AUTH FAST	PE	(\$70,598)	\$1,369,695	\$16,445,764
ODOT	S001499	19652	I-5: Marquam Br Electric & Lighting System Replace	Project Change	M03E	Redistribution	REDIST CERTAIN AUTH MAP-21 EXT	CON	\$42,310	\$2,317,368	\$2,938,120
									(\$28,288)		
Multnomah County	C051099	18383	Burnside St: Willamette River Br Paint & Rehab	Project Change	Z240	STP/STBG-Flex	SURFACE TRANSP BLOCK GRTS-FLEX	CON	\$1,028,124	\$22,442,685	\$31,778,796
ODOT	S081073	18769	OR99E Rockfall Mitigation MP 12.62 - MP 14.06	Project Close	Z240	STP/STBG-Flex	SURFACE TRANSP BLOCK GRTS-FLEX	N/A - ICAP	(\$42,543)	\$0	\$2,288,999
				Project Close	Z240	STP/STBG-Flex	SURFACE TRANSP BLOCK GRTS-FLEX	CON	(\$218,286)	\$1,590,912	\$2,288,999
				Project Close	Z240	STP/STBG-Flex	SURFACE TRANSP BLOCK GRTS-FLEX	CON	(\$168,466)	\$1,590,912	\$2,288,999
ODOT	S068021	18779	OR213: SE Lindy St - SE King Rd	Project Change	Z240	STP/STBG-Flex	SURFACE TRANSP BLOCK GRTS-FLEX	RW	(\$270,227)	\$830,003	\$6,536,310
				Project Change	Z240	STP/STBG-Flex	SURFACE TRANSP BLOCK GRTS-FLEX	N/A - ICAP	(\$29,725)	\$0	\$6,536,310
Portland	5900284	18814	Connected Cully	Project Change	Z240	STP/STBG-Flex	SURFACE TRANSP BLOCK GRTS-FLEX	CON	\$662,190	\$2,435,182	\$5,272,500
				Project Change	Z240	STP/STBG-Flex	SURFACE TRANSP BLOCK GRTS-FLEX	CON	\$1,772,992	\$2,435,182	\$5,272,500
Multnomah County	C051107	18833	NE 238th Dr: NE Halsey St - NE Glisan St	Project Change	Z240	STP/STBG-Flex	SURFACE TRANSP BLOCK GRTS-FLEX	CON	\$1,018,243	\$5,879,738	\$8,918,869
				Project Change	Z240	STP/STBG-Flex	SURFACE TRANSP BLOCK GRTS-FLEX	CON	\$4,762,262	\$5,879,738	\$8,918,869
TriMet	0000239	18838	OR99W: Corridor Safety & Access To Transit	Project Change	Z240	STP/STBG-Flex	SURFACE TRANSP BLOCK GRTS-FLEX	CON	\$937,700	\$2,226,763	\$3,605,000
TriMet	S029031	18839	OR8: SW 192nd Ave (Aloha) - SW 160th Ave (Beaverton)	Project Change	Z240	STP/STBG-Flex	SURFACE TRANSP BLOCK GRTS-FLEX	CON	\$222,107	\$735,786	\$1,795,000
				Project Change	Z240	STP/STBG-Flex	SURFACE TRANSP BLOCK GRTS-FLEX	CON	\$526,259	\$735,786	\$1,795,000

FY 2020 FHWA Federal Fund Source, Table 2

Lead Agency	Federal Project Number	ODOT Key Number	Project Title	Project Action	Fund Code	Fund Type	Fund Code Description	Phase	FFY20 Obligation Amount	Federal Amount Programmed	Total Project Cost Estimate
ODOT	S144026	18841	OR217: OR10 - OR99W	Project Change	Z240	STP/STBG-Flex	SURFACE TRANSP BLOCK GRTS-FLEX	PE	\$4,312,696	\$16,386,874	\$138,616,367
ODOT	S144030	19918	Portland Metropolitan: Bridge Screening And Rail Retrofit	Project Change	Z240	STP/STBG-Flex	SURFACE TRANSP BLOCK GRTS-FLEX	N/A - ICAP	\$437,714	\$0	\$6,935,060
				Project Change	Z240	STP/STBG-Flex	SURFACE TRANSP BLOCK GRTS-FLEX	CON	\$730,131	\$5,067,053	\$6,935,060
ODOT	S144030	19918	Portland Metropolitan: Bridge Screening And Rail Retrofit	Project Change	Z240	STP/STBG-Flex	SURFACE TRANSP BLOCK GRTS-FLEX	CON	\$3,249,088	\$5,067,053	\$6,935,060
ODOT	S123022	20413	US30BY (Lombard): N Fiske Ave - N Boston Ave	Project Change	Z240	STP/STBG-Flex	SURFACE TRANSP BLOCK GRTS-FLEX	UR	\$44,865	\$131,934	\$18,501,602
				Project Change	Z240	STP/STBG-Flex	SURFACE TRANSP BLOCK GRTS-FLEX	N/A - ICAP	\$4,935	\$0	\$18,501,602
ODOT	S068031	21177	OR213 (82nd Ave): SE Foster Rd - SE Thompson Rd	Project Change	Z240	STP/STBG-Flex	SURFACE TRANSP BLOCK GRTS-FLEX	UR	\$31,406	\$97,688	\$21,597,711
				Project Change	Z240	STP/STBG-Flex	SURFACE TRANSP BLOCK GRTS-FLEX	N/A - ICAP	\$3,455	\$0	\$21,597,711
ODOT	S123024	21707	US30B: St Johns (Willamette River) Bridge	New Project	Z240	STP/STBG-Flex	SURFACE TRANSP BLOCK GRTS-FLEX	PE	\$1,471,587	\$1,471,587	\$13,284,662
				New Project	Z240	STP/STBG-Flex	SURFACE TRANSP BLOCK GRTS-FLEX	N/A - ICAP	\$161,875	\$0	\$13,284,662
ODOT	S100067	21710	US30: Troutdale (Sandy River) Bridge	New Project	Z240	STP/STBG-Flex	SURFACE TRANSP BLOCK GRTS-FLEX	PE	\$668,694	\$602,427	\$4,969,052
									\$21,317,073		
Portland	5900293	13502	NE Columbia Blvd at MLK Jr Blvd	Project Change	Z230	STP/STBG-Urban	STBG-URBANIZED >200K FAST	CON	\$10,358	\$1,415,350	\$3,859,260
				Project Change	Z230	STP/STBG-Urban	STBG-URBANIZED >200K FAST	CON	\$452,430	\$1,415,350	\$3,859,260
Portland	5900258	17267	Twenties Bikeway: NE Lombard - SE Harney Drive Local	Project Close	M23E	STP/STBG-Urban	STP-URBANIZED >200K MAP-21 EXT	CON	(\$373,785)	\$3,220,854	\$4,099,733
				Project Close	M23E	STP/STBG-Urban	STP-URBANIZED >200K MAP-21 EXT	CON	\$349,047	\$3,220,854	\$4,099,733

FY 2020 FHWA Federal Fund Source, Table 2

Lead Agency	Federal Project Number	ODOT Key Number	Project Title	Project Action	Fund Code	Fund Type	Fund Code Description	Phase	FFY20 Obligation Amount	Federal Amount Programmed	Total Project Cost Estimate
Portland	5900251	17268	Red Electric Trail: SW Bertha Blvd - SW Capitol Highway	Project Change	Z230	STP/STBG-Urban	STBG-URBANIZED >200K FAST	CON	\$196,160	\$3,461,228	\$4,532,142
Port of Portland	C000047	17270	40 Mile Loop: Blue Lake Park - Sundial Rd	Project Change	Z230	STP/STBG-Urban	STBG-URBANIZED >200K FAST	RW	\$367,959	\$460,000	\$3,439,535
Clackamas County	S000899	18001	Clackamas County Regional Freight ITS	Project Change	Z230	STP/STBG-Urban	STBG-URBANIZED >200K FAST	PE	\$93,077	\$458,770	\$2,312,493
Hillsboro	3410018	18004	OR8: SW Adams Ave-SE 10th Ave And SE Baseline St-SE Maple St	Project Change	Z230	STP/STBG-Urban	STBG-URBANIZED >200K FAST	PL	\$500,000	\$557,227	\$557,227
Metro	0000247	18006	Vehicle Electrification Project Metro	Project Close	M23E	STP/STBG-Urban	STP-URBANIZED >200K MAP-21 EXT	PL	(\$211)	\$222,891	\$557,227
Portland	5900253	18021	East Portland Active Transportation To Transit Local	Project Change	L23E	STP/STBG-Urban	STP- URBANIZED AREAS S-LU EXT	RW	\$234,677	\$261,537	\$5,776,394
Portland	5900287	18022	Foster Road Streetscape: SE 50th B - SE 92nd Ave	Project Change	Z230	STP/STBG-Urban	STBG-URBANIZED >200K FAST	CON	\$484,993	\$2,109,225	\$8,853,456
Portland	5900267	18025	Portland Bike Sharing Project	Project Close	L23E	STP/STBG-Urban	STP- URBANIZED AREAS S-LU EXT	CON	(\$843)	\$1,845,167	\$4,042,000
Portland	5900283	18308	N/NE Columbia Blvd Traffic/Transit Signal Upgrade	Project Change	Z230	STP/STBG-Urban	STBG-URBANIZED >200K FAST	CON	\$132,302	\$844,269	\$1,225,900
				Project Change	Z230	STP/STBG-Urban	STBG-URBANIZED >200K FAST	CON	\$711,228	\$844,269	\$1,225,900
Washington County	C067110	18311	Durham Rd/Upper Boones Ferry Rd: OR99W - I-5	Project Change	Z230	STP/STBG-Urban	STBG-URBANIZED >200K FAST	PE	\$72,119	\$363,419	\$1,865,015
Washington County	C067105	18311	Durham Rd/Upper Boones Ferry Rd: OR99W - I-5	Project Change	Z230	STP/STBG-Urban	STBG-URBANIZED >200K FAST	OTH	\$50,212	\$429,643	\$1,865,015
				Project Change	M23E	STP/STBG-Urban	STP-URBANIZED >200K MAP-21 EXT	OTH	\$116,522	\$429,643	\$1,865,015
Portland	5900313	18316	SW Barbur Blvd: SW Caruthers St - SW Capitol Hwy	New Project	Z230	STP/STBG-Urban	STBG-URBANIZED >200K FAST	PE	\$80,757	\$80,757	\$590,660
ODOT	S026122	18583	US26: Boring Road Oxing Bridge Repair; Br#09381 Clackamas	Project Close	Z231	STP/STBG-Urban	STBG 5-200K POP FAST	RW	(\$55,524)	\$545,558	\$6,408,002
				Project Close	Z231	STP/STBG-Urban	STBG 5-200K POP FAST	N/A - ICAP	(\$6,108)	\$0	\$6,408,002

FY 2020 FHWA Federal Fund Source, Table 2

Lead Agency	Federal Project Number	ODOT Key Number	Project Title	Project Action	Fund Code	Fund Type	Fund Code Description	Phase	FFY20 Obligation Amount	Federal Amount Programmed	Total Project Cost Estimate
Gresham	3125056	19279	Sandy Blvd: NE 181st Ave To East Gresham City Limit	Project Change	Z230	STP/STBG-Urban	STBG-URBANIZED >200K FAST	UR	\$76,271	\$134,595	\$5,233,403
				Project Change	Z230	STP/STBG-Urban	STBG-URBANIZED >200K FAST	CON	\$469,810	\$2,389,350	\$5,233,403
				Project Change	Z230	STP/STBG-Urban	STBG-URBANIZED >200K FAST	CON	\$1,919,540	\$2,389,350	\$5,233,403
Portland	5900292	19297	East Portland Access to Employment and Education	Project Change	Z230	STP/STBG-Urban	STBG-URBANIZED >200K FAST	CON	\$1,483,742	\$3,737,420	\$11,688,129
				Project Change	Z230	STP/STBG-Urban	STBG-URBANIZED >200K FAST	CON	\$2,253,679	\$3,737,420	\$11,688,129
Portland	5900296	19303	N. Going To The Island Freight Project	Project Change	Z230	STP/STBG-Urban	STBG-URBANIZED >200K FAST	PE	(\$2,188)	\$70,000	\$557,228
				Project Change	Z230	STP/STBG-Urban	STBG-URBANIZED >200K FAST	CON	\$90,355	\$400,000	\$557,228
				Project Change	Z230	STP/STBG-Urban	STBG-URBANIZED >200K FAST	CON	\$150,187	\$400,000	\$557,228
Washington County	C067109	19358	Basalt Creek Ext: Grahams Ferry Rd-Boones Ferry Rd	Project Change	Z230	STP/STBG-Urban	STBG-URBANIZED >200K FAST	PE	\$625,000	\$2,757,000	\$35,246,551
Metro	0000262	19843	Livable Streets Policy & Guidebook Update	Project Close	Z230	STP/STBG-Urban	STBG-URBANIZED >200K FAST	PL	(\$6,227)	\$250,000	\$278,614
ODOT	S092060	20208	US30: NW Saltzman Rd - NW Bridge Ave	Project Change	Z230	STP/STBG-Urban	STBG-URBANIZED >200K FAST	PE	\$538,380	\$2,022,440	\$9,518,704
				Project Change	Z230	STP/STBG-Urban	STBG-URBANIZED >200K FAST	N/A - ICAP	\$59,222	\$0	\$9,518,704
Metro	PR20101	20595	Portland Area MPO Planning SFY20	Project Change	Z230	STP/STBG-Urban	STBG-URBANIZED >200K FAST	PL	\$2,139,014	\$2,725,707	\$7,927,833
Metro	PR21101	20596	Portland MPO Planning SFY21	New Project	Z230	STP/STBG-Urban	STBG-URBANIZED >200K FAST	PL	\$2,185,923	\$2,179,689	\$8,610,885
Portland	5900305	20813	NE Halsey Street Bike/Ped/Transit Improvements	Project Change	M23E	STP/STBG-Urban	STP-URBANIZED >200K MAP-21 EXT	PE	\$839,055	\$839,055	\$5,108,289
Portland	5900311	20814	Jade And Montavilla Multimodal Improvements	New Project	Z230	STP/STBG-Urban	STBG-URBANIZED >200K FAST	PE	\$1,158,450	\$1,158,450	\$7,793,841

FY 2020 FHWA Federal Fund Source, Table 2

Lead Agency	Federal Project Number	ODOT Key Number	Project Title	Project Action	Fund Code	Fund Type	Fund Code Description	Phase	FFY20 Obligation Amount	Federal Amount Programmed	Total Project Cost Estimate
Portland State University	0000273	21040	Portal Regional Archived Data User Service 2018	Project Change	Z230	STP/STBG-Urban	STBG-URBANIZED >200K FAST	OTH	\$200,000	\$200,000	\$222,891
Beaverton	0535044	21121	OR210: SW Scholls Ferry Rd - SW Hall Blvd ITS	New Project	Z230	STP/STBG-Urban	STBG-URBANIZED >200K FAST	OTH	\$310,466	\$310,466	\$835,841
Gresham	3125059	21195	East Multnomah County Road Connection ITS	Project Change	Z230	STP/STBG-Urban	STBG-URBANIZED >200K FAST	PE	\$134,595	\$134,595	\$698,001
				Project Change	Z230	STP/STBG-Urban	STBG-URBANIZED >200K FAST	OTH	(\$12,921)	\$85,782	\$698,001
				Project Change	Z230	STP/STBG-Urban	STBG-URBANIZED >200K FAST	CON	\$104,572	\$405,939	\$698,001
				Project Change	Z230	STP/STBG-Urban	STBG-URBANIZED >200K FAST	CON	\$292,393	\$405,939	\$698,001
Portland	5900309	21407	OR99W/SW Barbur Blvd Area: Sidewalk Infill (Portland)	New Project	L23E	STP/STBG-Urban	STP- URBANIZED AREAS S-LU EXT	PE	\$377,763	\$377,763	\$1,938,487
Metro	0000277	21411	2020 TSMO Strategy Planning Update	Project Change	Z230	STP/STBG-Urban	STBG-URBANIZED >200K FAST	PL	\$271,728	\$271,728	\$302,828
Clackamas County	C005114	22107	Clackamas Connections Integrated Corridor Management Study	New Project	Z230	STP/STBG-Urban	STBG-URBANIZED >200K FAST	PL	\$400,000	\$400,000	\$445,782
Metro	5900316	22298	Multimodal Transportation Data Archive (Portal)	New Project	Z230	STP/STBG-Urban	STBG-URBANIZED >200K FAST	OTH	\$600,000	\$600,000	\$668,673
STP/STBG-Urban Total									\$20,074,178		
Clackamas County	C005101	17881	SE 122nd Ave & 132nd Ave: Sidewalk Connections	Project Close	Z301	TA/TAP-Urban	TRANS ALTERNATIVES >200K FAST	CON	(\$1,303)	\$594,794	\$1,095,878
Portland	5900266	17888	SE Holgate & Ramona:122nd-136th Ave Sdwk(Portland)	Project Close	M3E1	TA/TAP-Urban	TAP URB AREA >200K MAP-21 EXT	CON	(\$37,131)	\$991,428	\$1,578,761
				Project Close	M3E1	TA/TAP-Urban	TAP URB AREA >200K MAP-21 EXT	CON	\$10,050	\$991,428	\$1,578,761
				Project Close	M301	TA/TAP-Urban	TAP -URBANIZED AREAS POP >200K	CON	(\$99,167)	\$991,428	\$1,578,761
				Project Close	M301	TA/TAP-Urban	TAP -URBANIZED AREAS POP >200K	CON	(\$58,158)	\$991,428	\$1,578,761

FY 2020 FHWA Federal Fund Source, Table 2

Lead Agency	Federal Project Number	ODOT Key Number	Project Title	Project Action	Fund Code	Fund Type	Fund Code Description	Phase	FFY20 Obligation Amount	Federal Amount Programmed	Total Project Cost Estimate
TriMet	0000239	18838	OR99W: Corridor Safety & Access To Transit	Project Change	Z301	TA/TAP-Urban	TRANS ALTERNATIVES >200K FAST	PE	(\$32,174)	\$876,100	\$3,605,000
TriMet	S029031	18839	OR8: SW 192nd Ave (Aloha) - SW 160th Ave (Beaverton)	Project Change	Z302	TA/TAP-Urban	TRANS ALTERNATIVES 5-200K FAST	RW	\$25,124	\$87,038	\$1,795,000
Happy Valley	3205007	19280	SE 129th Avenue - Bike Lane And Sidewalk Project	Project Change	M3E1	TA/TAP-Urban	TAP URB AREA >200K MAP-21 EXT	RW	\$245,089	\$245,089	\$4,476,467
West Linn	S003016	20329	OR43: Marylhurst Dr - Hidden Springs Rd (West Linn)	Project Change	Z301	TA/TAP-Urban	TRANS ALTERNATIVES >200K FAST	PE	\$241,584	\$1,568,203	\$6,118,203
Portland	5900304	20812	Brentwood-Darlington Bike/Ped Improvements	Project Change	Z301	TA/TAP-Urban	TRANS ALTERNATIVES >200K FAST	PE	\$918,500	\$918,500	\$6,206,422
TA/TAP-Urban Total									\$1,212,413		
Portland	5900286	18818	Downtown I-405 Ped Safety & Operational Improvements	Project Change	M040	TIFIA	TIFIA REDISTRIBUTION MAP-21	CON	\$455,427	\$1,422,220	\$3,317,727
				Project Change	M040	TIFIA	TIFIA REDISTRIBUTION MAP-21	CON	\$966,794	\$1,422,220	\$3,317,727
ODOT	C067120	20328	OR8 Corridor Safety & Access To Transit	New Project	M040	TIFIA	TIFIA REDISTRIBUTION MAP-21	PE	\$1,170,812	\$1,170,812	\$3,742,902
TIFIA Total									\$2,593,033		
TOTAL 2020 FHWA AWARDS									\$146,024,790		

2020 FTA Grant Awards, Table 3

Lead Agency	FTA Grant No./ ODOT Grant No.	ODOT Key No.	Project Name	FTA/FHWA Fund Code	FFY20 Obligation Amount	Federal Amount Programmed	Total Project Cost Estimate
Metro	OR-2020-004-00	19292	FY2018 STBG transfer to 5307 for Regional Travel Options	FHWA Transfer - STBG Urbanized Area Funds (Z230)	\$1,786,808	\$1,786,808	\$1,991,316
Metro	OR-2020-004-00	20878	FY2019 STBG transfer to 5307 for Regional Travel Options	FHWA Transfer - STBG Urbanized Area Funds (Z230)	\$2,522,896	\$2,522,896	\$2,811,653
ODOT Public Transit	33601	N/A	Sub-Grant to TriMet - Sec 5310 Seniors & Individuals w/Disabilities	49 USC 5310 - Elderly and Individuals with Disabilities	\$1,516,288	\$0	\$1,516,288
ODOT Public Transit	34212	N/A	Sub-Grant to TriMet - Sec 5339 Bus and Bus Facilities	49 USC 5339 - Formula Bus Program	\$1,560,160	\$0	\$1,560,160
ODOT Public Transit	34239	N/A	Sub-Grant to TriMet - Sec 5310 Seniors & Individuals w/Disabilities	49 USC 5310 - Elderly and Individuals with Disabilities	\$1,497,253	\$0	\$1,497,253
SMART	OR-2020-045-00	20872	FY2016/2019 Sec 5307 - Prev Maint and PE/Design Services	49 USC 5307 - Urbanized Area Formula	\$381,770	\$381,770	\$477,213
SMART	OR-2020-023-00	CARES ACT	FY2020 Sec 5307 - Operating Assistance for City of Wilsonville	49 USC 5307 - Urbanized Area Formula	\$1,183,232	\$0	\$1,183,232
TriMet	OR-2019-020-01	19712	FY2018 5307 Community Job Connectors	49 USC 5307 - Urbanized Area Formula	(\$144,361)	\$1,037,088	\$2,074,176
TriMet	OR-2020-001-00	20845	FY2018 5309 Small Starts - Division Transit Project	49 USC 5309 - Small Starts	\$87,413,950	\$56,005,914	\$175,000,000
TriMet	OR-2020-008-00	20836	FY2019 5310 LU Mobility Management, Purchase of Service	49 USC 5310 - Elderly and Individuals with Disabilities	\$1,276,873	\$1,919,124	\$1,891,969
TriMet	OR-2020-010-00	21362	FY2018 STBG Bus Purchase	FHWA Transfer - STBG Urbanized Area Funds (Z230)	\$965,717	\$965,717	\$1,076,248
TriMet	OR-2020-011-00	20832	FY2020 5307 (CMAQ/STBG Flex Fund Transfer) Debt Service	FHWA Transfer - CMAQ Funds (Z400)	\$11,000,000	\$11,000,000	\$12,258,999
TriMet	OR-2020-011-00	20832	FY2020 5307 (CMAQ/STBG Flex Fund Transfer) Debt Service	FHWA Transfer - STBG Urbanized Area Funds (Z230)	\$10,390,000	\$10,390,000	\$11,579,182
TriMet	OR-2020-012-00	20841	FY2020 STBG to 5307 for Preventive Maintenance	FHWA Transfer - STBG Urbanized Area Funds (Z230)	\$4,402,657	\$4,402,657	\$4,906,561
TriMet	OR-2020-012-00	21266	FY2020 STBG to 5307 for Preventive Maintenance	FHWA Transfer - STBG Urbanized Area Funds (Z230)	\$3,286,135	\$3,286,135	\$3,662,248
TriMet	OR-2020-013-00	19334	FY2018 Section 5307 for Preventive Maintenance (Rail)	49 USC 5307 - Urbanized Area Formula	\$144,411	\$39,695,830	\$180,514
TriMet	OR-2020-016-00	22068	FY2019 5339(c) Low or No Emission Bus Project	49 USC 5339(c) - FAST Act Section 3017	\$2,088,579	\$2,088,579	\$4,248,000
TriMet	OR-2020-017-00	20828	FY2020 5337 SGR HIFG Preventive Maintenance (Rail)	49 USC 5337 - State of Good Repair	\$24,821,203	\$25,481,972	\$31,026,504
TriMet	OR-2020-018-00	20828	FY2020 5337 Preventive Maintenance (Bus)	49 USC 5337 - State of Good Repair	\$15,268	\$25,481,972	\$19,085
TriMet	OR-2020-022-00	CARES ACT	FY2020 5307 for Preventive Maintenance (Bus)	49 USC 5307 - Urbanized Area Formula	\$40,174,974	\$0	\$40,174,974
TriMet	OR-2020-022-00	CARES ACT	FY2020 5307 for Preventive Maintenance (Rail)	49 USC 5307 - Urbanized Area Formula	\$64,518,507	\$0	\$64,518,507
TriMet	OR-2020-022-00	CARES ACT	FY2020 5307 for Operations	49 USC 5307 - Urbanized Area Formula	\$80,231,498	\$0	\$80,231,498
TriMet	OR-2020-024-00	20822	FY2020 5307 Preventive Maintenance (Rail)	49 USC 5307 - Urbanized Area Formula	\$10,066,647	\$40,380,745	\$12,583,309
TriMet	OR-2020-024-00	20822	FY2020 5307 Preventive Maintenance (Bus)	49 USC 5307 - Urbanized Area Formula	\$30,470,949	\$40,380,745	\$38,088,686
TriMet	OR-2020-037-00	20819	FY2020 Section 5339(a) Formula - Bus Purchase	49 USC 5339 - Formula Bus Program	\$3,433,101	\$3,497,716	\$4,291,376
TriMet	OR-2020-043-00	22289	FY2019 5312 STEPS to MOD & MPI Demonstration	49 USC 5312 - Public Transportation Innovation	\$1,812,282	\$1,812,282	\$2,702,897
TriMet	OR-2020-060-00	20837	FY2020 5310 Mobility Mgmt, Purch Service, PM and Operating	49 USC 5310 - Elderly and Individuals with Disabilities	\$1,324,375	\$1,957,506	\$2,005,001
TOTAL 2020 FTA AWARDS					\$388,141,172		

Advance Construction, Table 4

Project Number	Recipient Project Number	Project Title	Project Action	Program Code	Anticipated Fund Type	Anticipated Federal Program Code	Improvement Type Description	Phase	FY20 Advance Construction
S123022	20413	US30BY (Lombard): N Fiske Ave - N Boston Ave	Project Change	ZS30	HSIP	HIGHWAY SAFETY IMP PROG FAST	Safety	CON	\$1,279,787
HSIP Total									\$1,279,787
S001483	19071	I-5 Rose Quarter Improvements Project	Project Change	Z001	NHPP	NATIONAL HIGHWAY PERF FAST	Right of Way	RW	\$19,366,200
S001483	19071	I-5 Rose Quarter Improvements Project	Project Change	Z001	NHPP	NATIONAL HIGHWAY PERF FAST	Preliminary Engineering	PE	\$43,195,848
S001483	19071	I-5 Rose Quarter Improvements Project	Project Change	Z001	NHPP	NATIONAL HIGHWAY PERF FAST	Administration	N/A - ICAP	\$1,927,398
S047116	20299	US26: Sylvan - OR217	Project Change	Z001	NHPP	NATIONAL HIGHWAY PERF FAST	Administration	N/A - ICAP	\$989,737
S047116	20299	US26: Sylvan - OR217	Project Change	Z001	NHPP	NATIONAL HIGHWAY PERF FAST	Construction Engineering	CON	\$1,560,524
S047116	20299	US26: Sylvan - OR217	Project Change	Z001	NHPP	NATIONAL HIGHWAY PERF FAST	4R - No Added Capacity	CON	\$7,437,085
S091090	20435	OR99W: I-5 - McDonald St	Project Change	Z001	NHPP	NATIONAL HIGHWAY PERF FAST	Right of Way	RW	\$3,154,332
S091090	20435	OR99W: I-5 - McDonald St	Project Change	Z001	NHPP	NATIONAL HIGHWAY PERF FAST	Administration	N/A - ICAP	\$346,976
S068031	21177	OR213 (82nd Ave): SE Foster Rd - SE Thompson Rd	Project Change	Z001	NHPP	NATIONAL HIGHWAY PERF FAST	Right of Way	RW	\$3,409,740
S068031	21177	OR213 (82nd Ave): SE Foster Rd - SE Thompson Rd	Project Change	Z001	NHPP	NATIONAL HIGHWAY PERF FAST	Administration	N/A - ICAP	\$375,071
S026130	21178	US26 (Powell Blvd): SE 99th Ave - East City Limits	Project Change	Z001	NHPP	NATIONAL HIGHWAY PERF FAST	Right of Way	RW	\$21,571,092
S026130	21178	US26 (Powell Blvd): SE 99th Ave - East City Limits	Project Change	Z001	NHPP	NATIONAL HIGHWAY PERF FAST	Administration	N/A - ICAP	\$2,372,820
NHPP Total									\$105,706,824
S144026	18841	OR217: OR10 - OR99W	Project Change	Z240	STP/STBG-Flex	SURFACE TRANSP BLOCK GRTS-FLEX	Right of Way	RW	\$2,988,009
S144026	18841	OR217: OR10 - OR99W	Project Change	Z240	STP/STBG-Flex	SURFACE TRANSP BLOCK GRTS-FLEX	Preliminary Engineering	PE	\$7,717,704
S047116	20299	US26: Sylvan - OR217	Project Change	Z240	STP/STBG-Flex	SURFACE TRANSP BLOCK GRTS-FLEX	Administration	N/A - ICAP	\$107,520
S047116	20299	US26: Sylvan - OR217	Project Change	Z240	STP/STBG-Flex	SURFACE TRANSP BLOCK GRTS-FLEX	4R - No Added Capacity	CON	\$977,458
S091090	20435	OR99W: I-5 - McDonald St	Project Change	Z240	STP/STBG-Flex	SURFACE TRANSP BLOCK GRTS-FLEX	Preliminary Engineering	PE	\$1,543,805
PR21101	20596	Portland Area MPO Planning SFY21	New Project	Z240	STP/STBG-Flex	SURFACE TRANSP BLOCK GRTS-FLEX	Planning	PL	\$793,567
S068031	21177	OR213 (82nd Ave): SE Foster Rd - SE Thompson Rd	Project Change	Z240	STP/STBG-Flex	SURFACE TRANSP BLOCK GRTS-FLEX	Utilities	UR	\$822,106
STP/STBG-Flex Total									\$14,950,169
3125056	19279	Sandy Blvd: NE 181st Ave To East Gresham City Limit	Project Change	Z230	STP/STBG-Urban	STBG-URBANIZED >200K FAST	Utilities	UR	\$58,325
STP/STBG-Urban Total									\$58,325
Grand Total							FFY 2020 ADVANCE CONSTRUCT		\$121,995,105

LIST OF ACRONYMS

3R – Resurfacing, Restoration and Rehabilitation project
AC – Advance Construction
ADA – Americans with Disabilities Act
BY – Bypass
CMAQ – Congestion Mitigation Air Quality (fund)
E&D – Elderly and Individuals with Disabilities
EQ/EQ Bonus – Equity Bonus (fund)
FAST/FAST Act - Fixing America's Surface Transportation Act (authorization bill for 2016-2020)
FFO – Full Federal Oversight (Oregon Department of Transportation project designation)
FHWA – Federal Highway Administration
FTA – Federal Transit Administration
FY/FFY – Federal Fiscal Year (October 1 thru September 30)
HSIP – Highway Safety Improvement Program (fund)
ICAP – Indirect Cost Allocation Plan: Funds allocated to recoup overhead costs as approved by FHWA
IGA – Intergovernmental Agreement
IM – Interstate Maintenance
ITS – Intelligent Transportation System
MAP-21 – Moving Ahead for Progress in the 21st Century (authorization bill for 2012-2015)
MTIP – Metropolitan Transportation Improvement Program
MP – Mile Point
NB – North Bound
NHFP – National Highway Freight Program (fund)
NHPP – National Highway Performance Program (fund)
NHS – National Highway System (fund)
ODOT – Oregon Department of Transportation
PL – Metropolitan Planning (fund)
PRD – Parks and Recreation District
RF – Rapid Flashing
RTO – Regional Travel Options (regional program)
RTP – Regional Transportation Plan (long-range plan)
SB – South Bound
SFY – State Fiscal Year (July 1 thru June 30)
S-LU/SAFETEA-LU - Safe, Accountable, Flexible, Efficient Transportation Equity Act: A Legacy for Users (authorization bill for 2005-2009 with extensions thru 2011)
SMART – South Metro Area Regional Transit
SRTS – Safe Routes to School Program (fund)
STBG – Surface Transportation Block Grant (fund)
STP – Surface Transportation Program (fund)
TA/TAP – Transportation Alternatives Program (fund)
TIFIA - Transportation Infrastructure Finance and Innovation Act (finance program for projects of regional and national significance)
TIGER - Transportation Investment Generating Economic Recovery (discretionary grant program)
TOD – Transit Oriented Development (regional program)
TRIMET – Tri-County Metropolitan Transportation District
TSMO – Transportation System Management & Operations
UPWP – Unified Planning Work Program

If you picnic at Blue Lake or take your kids to the Oregon Zoo, enjoy symphonies at the Schnitz or auto shows at the convention center, put out your trash or drive your car – we’ve already crossed paths.

So, hello. We’re Metro – nice to meet you.

In a metropolitan area as big as Portland, we can do a lot of things better together. Join us to help the region prepare for a happy, healthy future.

Stay in touch with news, stories and things to do.

oregonmetro.gov/news

Follow oregonmetro



Metro Council President

Lynn Peterson

Metro Councilors

Shirley Craddick, District 1

Christine Lewis, District 2

Gerritt Rosenthal, District 3

Juan Carlos González, District 4

Mary Nolan, District 5

Bob Stacey, District 6

Auditor

Brian Evans

600 NE Grand Ave.

Portland, OR 97232-2736

503-797-1700