

BEFORE THE METRO COUNCIL

FOR THE PURPOSE OF ACCEPTING THE)	RESOLUTION NO. 22-5297
ABSTRACT OF VOTES AND PROCLAIMING)	
THE RESULTS OF THE NOVEMBER 8, 2022,)	Introduced by Metro Attorney Carrie
GENERAL ELECTION FOR BALLOT)	MacLaren in Concurrence with Council
MEASURE 26-225)	President Lynn Peterson

WHEREAS, on August 4, 2022, the Metro Council passed Resolution No. 22-5279, “For the Purpose of Referring to the Voters of the Metro Area Renewal of Metro’s Local Option Levy for Protecting Water Quality, Restoring Fish and Wildlife Habitat and Connecting People to Nature”; and

WHEREAS, on November 8, 2022, a General Election was held in the State of Oregon on the renewal of the Metro Local Option Levy (Ballot Measure 26-225); and

WHEREAS, ORS 255.295 requires that the Multnomah County Director of Elections prepare an abstract of votes cast for Multnomah, Clackamas and Washington Counties (Metro Area), and deliver the abstract of votes to Metro; and

WHEREAS, the abstract of votes of the General Election for the Metro Area certifying the election results was received by the Metro Council, and the abstract of votes indicates that the renewal of the Metro Local Option Levy passed by a majority of voters in the Metro Area; and

WHEREAS, under Metro Code Section 9.02.040(d), the Metro Council must now “proclaim the results in the records of the Metro Council”; now therefore,

BE IT RESOLVED:

1. That the Metro Council accepts the abstract of votes for the November 8, 2022 General Election, attached as Exhibit A;
2. That the Metro Council proclaims that the voters of the Metro Area have approved the renewal of the Metro Local Option Levy (Ballot Measure 26-225).

ADOPTED by the Metro Council this 15th day of December 2022.



Lynn Peterson, Council President

Approved as to Form:



Carrie MacLaren, Metro Attorney

EXHIBIT A TO RESOLUTION NO. 22-5297

Multnomah County Official Precinct Results
 November 2022 - General Election
 All Precincts, Metro District, All ScanStations, Question 26-225, All Boxes
 Total Ballots Cast: 363823

Page: 1 of 3
 2022-12-05
 14:46:52

Question 26-225 (Vote for 1)

Precinct	Total Votes	Yes	No	Over Votes	Under Votes
Precinct 2801	5955	4575 76.83%	1380 23.17%	1	278
Precinct 2802	960	653 68.02%	307 31.98%	0	43
Precinct 2803	1808	1537 85.01%	271 14.99%	0	95
Precinct 2804	5737	4021 70.09%	1716 29.91%	1	265
Precinct 2805	6892	5226 75.83%	1666 24.17%	1	307
Precinct 2806	6760	5438 80.44%	1322 19.56%	1	302
Precinct 3301	853	577 67.64%	276 32.36%	0	51
Precinct 3302	5893	4681 79.43%	1212 20.57%	2	234
Precinct 3303	4973	4385 88.18%	588 11.82%	2	250
Precinct 3304	6216	4434 71.33%	1782 28.67%	1	295
Precinct 3305	24	14 58.33%	10 41.67%	0	0
Precinct 3306	4122	3569 86.58%	553 13.42%	3	246
Precinct 3307	3852	3289 85.38%	563 14.62%	0	178
Precinct 3308	2588	2190 84.62%	398 15.38%	0	124
Precinct 3401	563	395 70.16%	168 29.84%	0	30
Precinct 3402	135	88 65.19%	47 34.81%	0	5
Precinct 3801	998	593 59.42%	405 40.58%	0	44
Precinct 3802	1632	1198 73.41%	434 26.59%	0	84
Precinct 3803	6775	4865 71.81%	1910 28.19%	2	255
Precinct 3804	2643	1918 72.57%	725 27.43%	1	123
Precinct 3805	5047	3956 78.38%	1091 21.62%	0	246
Precinct 3806	99	65 65.66%	34 34.34%	0	2
Precinct 4101	2530	1947 76.96%	583 23.04%	0	95
Precinct 4102	2417	2077 85.93%	340 14.07%	1	92
Precinct 4103	3135	2394 76.36%	741 23.64%	0	123
Precinct 4104	4461	3670 82.27%	791 17.73%	0	182
Precinct 4105	5516	4709 85.37%	807 14.63%	0	228
Precinct 4201	4215	3837 91.03%	378 8.97%	0	186
Precinct 4202	6583	5858 88.99%	725 11.01%	0	261
Precinct 4203	5915	5174 87.47%	741 12.53%	0	222
Precinct 4204	5782	5063 87.56%	719 12.44%	3	219
Precinct 4205	5570	5129 92.08%	441 7.92%	1	236
Precinct 4206	4225	3715 87.93%	510 12.07%	0	161
Precinct 4207	2899	2349 81.03%	550 18.97%	1	117
Precinct 4208	2858	2360 82.58%	498 17.42%	2	105
Precinct 4301	3160	2767 87.56%	393 12.44%	2	131
Precinct 4302	4217	3791 89.90%	426 10.10%	0	216
Precinct 4303	5781	5152 89.12%	629 10.88%	1	254
Precinct 4304	5546	4864 87.70%	682 12.30%	1	223
Precinct 4305	5903	5007 84.82%	896 15.18%	2	247
Precinct 4306	5985	4973 83.09%	1012 16.91%	0	217
Precinct 4307	6134	5218 85.07%	916 14.93%	0	246
Precinct 4401	3670	3066 83.54%	604 16.46%	1	156
Precinct 4402	4688	3910 83.40%	778 16.60%	0	193
Precinct 4403	5638	4632 82.16%	1006 17.84%	1	233
Precinct 4404	5663	4685 82.73%	978 17.27%	1	206

EXHIBIT A TO RESOLUTION NO. 22-5297

Multnomah County Official Precinct Results
November 2022 - General Election
All Precincts, Metro District, All ScanStations, Question 26-225, All Boxes
Total Ballots Cast: 363823

Page: 2 of 3
2022-12-05
14:46:52

Question 26-225 (Vote for 1)

Precinct	Total Votes	Yes	No	Over Votes	Under Votes
Precinct 4405	6174	5393 87.35%	781 12.65%	1	262
Precinct 4406	4636	3548 76.53%	1088 23.47%	0	220
Precinct 4407	22	17 77.27%	5 22.73%	0	3
Precinct 4501	7422	5989 80.69%	1433 19.31%	0	283
Precinct 4502	6701	5617 83.82%	1084 16.18%	0	299
Precinct 4503	6141	4807 78.28%	1334 21.72%	1	310
Precinct 4504	496	383 77.22%	113 22.78%	0	21
Precinct 4505	1926	1640 85.15%	286 14.85%	0	87
Precinct 4506	6278	5093 81.12%	1185 18.88%	0	301
Precinct 4507	257	204 79.38%	53 20.62%	0	24
Precinct 4508	4621	3155 68.28%	1466 31.72%	1	286
Precinct 4509	693	441 63.64%	252 36.36%	0	50
Precinct 4601	5569	4646 83.43%	923 16.57%	0	232
Precinct 4602	5021	4168 83.01%	853 16.99%	0	215
Precinct 4603	3518	2950 83.85%	568 16.15%	0	165
Precinct 4604	5017	3891 77.56%	1126 22.44%	0	232
Precinct 4605	3643	2743 75.30%	900 24.70%	0	193
Precinct 4606	3784	2809 74.23%	975 25.77%	1	292
Precinct 4607	2730	2048 75.02%	682 24.98%	0	131
Precinct 4608	27	12 44.44%	15 55.56%	0	1
Precinct 4701	36	29 80.56%	7 19.44%	0	4
Precinct 4702	1549	1124 72.56%	425 27.44%	0	122
Precinct 4703	3507	2136 60.91%	1371 39.09%	0	304
Precinct 4704	2556	1555 60.84%	1001 39.16%	0	193
Precinct 4705	2612	1733 66.35%	879 33.65%	1	164
Precinct 4706	2308	1511 65.47%	797 34.53%	0	119
Precinct 4707	3997	2915 72.93%	1082 27.07%	4	261
Precinct 4708	3980	2546 63.97%	1434 36.03%	0	241
Precinct 4709	755	475 62.91%	280 37.09%	0	40
Precinct 4710	886	607 68.51%	279 31.49%	0	61
Precinct 4801	475	314 66.11%	161 33.89%	0	22
Precinct 4802	3495	2301 65.84%	1194 34.16%	0	256
Precinct 4803	1995	1264 63.36%	731 36.64%	0	137
Precinct 4804	3629	2212 60.95%	1417 39.05%	1	244
Precinct 4805	148	86 58.11%	62 41.89%	0	23
Precinct 4806	4017	2391 59.52%	1626 40.48%	0	297
Precinct 4807	263	114 43.35%	149 56.65%	0	12
Precinct 4808	1353	784 57.95%	569 42.05%	0	90
Precinct 4809	6	2 33.33%	4 66.67%	0	2
Precinct 4901	57	37 64.91%	20 35.09%	0	2
Precinct 4902	235	143 60.85%	92 39.15%	0	8
Precinct 4903	3279	2004 61.12%	1275 38.88%	0	287
Precinct 4904	963	616 63.97%	347 36.03%	0	121
Precinct 4905	4691	2597 55.36%	2094 44.64%	1	526
Precinct 4906	1577	974 61.76%	603 38.24%	0	177
Precinct 4907	2661	1602 60.20%	1059 39.80%	0	208

EXHIBIT A TO RESOLUTION NO. 22-5297

Multnomah County Official Precinct Results
November 2022 - General Election
All Precincts, Metro District, All ScanStations, Question 26-225, All Boxes
Total Ballots Cast: 363823

Page: 3 of 3
2022-12-05
14:46:52

Question 26-225 (Vote for 1)

Precinct	Total Votes	Yes	No	Over Votes	Under Votes
Precinct 4908	4087	2540 62.15%	1547 37.85%	1	293
Precinct 4909	2668	1803 67.58%	865 32.42%	0	221
Precinct 4910	157	100 63.69%	57 36.31%	0	14
Precinct 5001	73	45 61.64%	28 38.36%	0	8
Precinct 5002	3206	2035 63.47%	1171 36.53%	0	261
Precinct 5003	272	179 65.81%	93 34.19%	0	14
Precinct 5004	2575	1492 57.94%	1083 42.06%	0	226
Precinct 5005	4128	2609 63.20%	1519 36.80%	0	296
Precinct 5006	4228	2391 56.55%	1837 43.45%	0	290
Precinct 5007	4133	2420 58.55%	1713 41.45%	0	299
Precinct 5008	4194	2353 56.10%	1841 43.90%	0	322
Precinct 5009	164	60 36.59%	104 63.41%	0	7
Precinct 5201	1659	828 49.91%	831 50.09%	0	121
Precinct 5202	1480	665 44.93%	815 55.07%	0	102
Total	345746	265160 76.69%	80586 23.31%	44	18008

Certificate

I certify that the votes recorded on this abstract correctly summarize the tally of votes cast at the election indicated.



**Tim Scott, Director of Elections
Multnomah County, Oregon**

Ballots Cast per Contest with Precincts

Page: 130 of 138

Washington County November 8, 2022 General Election

2022-12-05

All Precincts, All Districts, All Counter Groups, All ScanStations, All Contests, All Boxes

09:06:46

Official Election Results

Total Ballots Cast: 257479, Registered Voters: 387173, Overall Turnout: 66.50%

Question 26-225 (Vote for 1)

Precinct	Ballots Cast	Reg. Voters	Total Votes	Yes	No	Over Votes	Under Votes
Precinct 302	2288	3884	2182	1473 67.51%	709 32.49%	0	106
Precinct 303	119	177	110	64 58.18%	46 41.82%	0	9
Precinct 304	957	1488	925	614 66.38%	311 33.62%	0	32
Precinct 306	499	785	479	384 80.17%	95 19.83%	0	20
Precinct 307	3966	6312	3788	2516 66.42%	1272 33.58%	0	178
Precinct 309	3687	5577	3516	2447 69.60%	1069 30.40%	0	171
Precinct 310	0	0	0	0 0.00%	0 0.00%	0	0
Precinct 312	9	13	9	4 44.44%	5 55.56%	0	0
Precinct 313	4	4	4	4 100.00%	0 0.00%	0	0
Precinct 314	18	21	18	5 27.78%	13 72.22%	0	0
Precinct 317	59	90	58	25 43.10%	33 56.90%	0	1
Precinct 318	3195	5241	3062	2119 69.20%	943 30.80%	0	133
Precinct 319	4300	7143	4094	2980 72.79%	1114 27.21%	0	206
Precinct 320	1534	2398	1463	1040 71.09%	423 28.91%	0	71
Precinct 322	50	92	50	18 36.00%	32 64.00%	0	0
Precinct 323	19	24	18	18 100.00%	0 0.00%	0	1
Precinct 325	102	244	97	81 83.51%	16 16.49%	0	5
Precinct 327	3795	6049	3634	2614 71.93%	1020 28.07%	0	161
Precinct 329	6521	9759	6224	4642 74.58%	1582 25.42%	1	296
Precinct 331	1992	3252	1903	1397 73.41%	506 26.59%	0	89
Precinct 332	2004	3587	1925	1587 82.44%	338 17.56%	0	79
Precinct 333	2593	5024	2473	2086 84.35%	387 15.65%	1	119
Precinct 335	2932	3961	2804	1844 65.76%	960 34.24%	0	128
Precinct 336	2526	3998	2400	1615 67.29%	785 32.71%	0	126
Precinct 337	840	2043	792	573 72.35%	219 27.65%	0	48
Precinct 338	3846	7447	3681	2466 66.99%	1215 33.01%	1	164
Precinct 339	4037	7413	3792	2559 67.48%	1233 32.52%	0	245
Precinct 340	6071	8583	5792	3682 63.57%	2110 36.43%	0	279
Precinct 341	63	101	60	31 51.67%	29 48.33%	0	3
Precinct 342	32	43	31	19 61.29%	12 38.71%	0	1
Precinct 343	2203	3362	2118	1423 67.19%	695 32.81%	0	85
Precinct 344	2386	4096	2275	1668 73.32%	607 26.68%	0	111
Precinct 346	149	237	137	62 45.26%	75 54.74%	0	12
Precinct 348	24	33	24	17 70.83%	7 29.17%	0	0
Precinct 349	526	789	507	380 74.95%	127 25.05%	0	19
Precinct 350	5581	8710	5331	4119 77.27%	1212 22.73%	0	250
Precinct 351	2559	5160	2431	1868 76.84%	563 23.16%	1	127
Precinct 352	904	1944	865	755 87.28%	110 12.72%	0	39
Precinct 353	2036	2850	1968	1525 77.49%	443 22.51%	0	68
Precinct 354	1660	2287	1593	1182 74.20%	411 25.80%	0	67
Precinct 355	1231	1758	1191	916 76.91%	275 23.09%	0	40
Precinct 356	1438	2451	1385	938 67.73%	447 32.27%	0	53
Precinct 357	658	1319	623	454 72.87%	169 27.13%	0	35
Precinct 358	2157	3317	2083	1495 71.77%	588 28.23%	0	74
Precinct 359	1905	3080	1818	1351 74.31%	467 25.69%	0	87
Precinct 360	2299	3916	2228	1732 77.74%	496 22.26%	0	71
Precinct 361	1674	3008	1582	1384 87.48%	198 12.52%	0	92
Precinct 362	5692	7901	5476	4197 76.64%	1279 23.36%	1	215
Precinct 363	2610	3714	2478	1898 76.59%	580 23.41%	0	132
Precinct 364	3947	5207	3824	2657 69.48%	1167 30.52%	0	123
Precinct 365	4273	5344	4099	3100 75.63%	999 24.37%	2	172
Precinct 366	1409	2122	1326	1064 80.24%	262 19.76%	0	83
Precinct 367	3661	5226	3498	2345 67.04%	1153 32.96%	1	162
Precinct 368	3200	4702	3040	2239 73.65%	801 26.35%	0	160
Precinct 369	1468	2072	1407	1005 71.43%	402 28.57%	0	61
Precinct 370	1860	2565	1794	1298 72.35%	496 27.65%	0	66
Precinct 371	1847	2528	1792	1352 75.45%	440 24.55%	0	55
Precinct 372	1520	1950	1475	1119 75.86%	356 24.14%	0	45
Precinct 374	7	9	7	6 85.71%	1 14.29%	0	0
Precinct 375	241	311	236	157 66.53%	79 33.47%	0	5
Precinct 376	1617	2221	1558	1128 72.40%	430 27.60%	0	59
Precinct 377	2076	2783	2001	1393 69.62%	608 30.38%	0	75
Precinct 378	833	1088	809	617 76.27%	192 23.73%	0	24



Ballots Cast per Contest with Precincts
 Washington County November 8, 2022 General Election
 All Precincts, All Districts, All Counter Groups, All ScanStations, All Contests, All Boxes
 Official Election Results
 Total Ballots Cast: 257479, Registered Voters: 387173, Overall Turnout: 66.50%

Page: 131 of 138
 2022-12-05
 09:06:46

Question 26-225 (Vote for 1)

Precinct	Ballots Cast	Reg. Voters	Total Votes	Yes	No	Over Votes	Under Votes
Precinct 379	3356	5129	3235	2482 76.72%	753 23.28%	0	121
Precinct 380	2753	3600	2634	1842 69.93%	792 30.07%	0	119
Precinct 381	351	481	337	244 72.40%	93 27.60%	0	14
Precinct 382	3199	6013	3048	2175 71.36%	873 28.64%	0	151
Precinct 383	1345	1900	1289	1028 79.75%	261 20.25%	0	56
Precinct 384	4135	5517	3980	3147 79.07%	833 20.93%	0	155
Precinct 385	684	870	661	469 70.95%	192 29.05%	0	23
Precinct 386	1887	2288	1827	1378 75.42%	449 24.58%	0	60
Precinct 387	13	38	12	11 91.67%	1 8.33%	0	1
Precinct 388	206	389	197	165 83.76%	32 16.24%	0	9
Precinct 389	6406	9362	6080	4255 69.98%	1825 30.02%	1	325
Precinct 390	1902	2625	1812	1328 73.29%	484 26.71%	0	90
Precinct 391	342	588	332	277 83.43%	55 16.57%	0	10
Precinct 392	88	142	82	69 84.15%	13 15.85%	0	6
Precinct 393	595	705	578	458 79.24%	120 20.76%	0	17
Precinct 394	169	308	163	125 76.69%	38 23.31%	0	6
Precinct 395	4521	6955	4285	3199 74.66%	1086 25.34%	0	236
Precinct 396	740	1113	718	523 72.84%	195 27.16%	0	22
Precinct 397	2586	3556	2491	1636 65.68%	855 34.32%	0	95
Precinct 398	1554	2161	1498	891 59.48%	607 40.52%	0	56
Precinct 399	1929	2841	1856	1360 73.28%	496 26.72%	1	72
Precinct 400	3075	4908	2954	2156 72.99%	798 27.01%	0	121
Precinct 401	1645	2032	1598	1237 77.41%	361 22.59%	0	47
Precinct 402	5647	7870	5415	3522 65.04%	1893 34.96%	0	232
Precinct 403	1179	1648	1125	787 69.96%	338 30.04%	0	54
Precinct 404	4796	7490	4554	3325 73.01%	1229 26.99%	1	241
Precinct 405	6719	9226	6414	4496 70.10%	1918 29.90%	0	305
Precinct 406	1739	2551	1657	1409 85.03%	248 14.97%	0	82
Precinct 407	756	924	718	533 74.23%	185 25.77%	0	38
Precinct 408	320	426	306	210 68.63%	96 31.37%	0	14
Precinct 409	3800	5882	3629	2542 70.05%	1087 29.95%	0	171
Precinct 410	1125	1730	1082	745 68.85%	337 31.15%	0	43
Precinct 411	854	1333	803	580 72.23%	223 27.77%	0	51
Precinct 412	1599	2219	1534	1060 69.10%	474 30.90%	1	64
Precinct 413	1270	1822	1204	858 71.26%	346 28.74%	0	66
Precinct 414	433	600	418	269 64.35%	149 35.65%	1	14
Precinct 415	735	1194	716	512 71.51%	204 28.49%	0	19
Precinct 416	324	568	307	211 68.73%	96 31.27%	0	17
Precinct 417	324	536	313	241 77.00%	72 23.00%	0	11
Precinct 418	2690	3722	2598	1782 68.59%	816 31.41%	0	92
Precinct 419	1686	2094	1574	1136 72.17%	438 27.83%	0	112
Precinct 420	2842	4108	2738	1802 65.81%	936 34.19%	0	104
Precinct 421	405	642	384	294 76.56%	90 23.44%	0	21
Precinct 422	7	10	7	2 28.57%	5 71.43%	0	0
Precinct 423	2446	4324	2320	1668 71.90%	652 28.10%	0	126
Precinct 424	3937	5668	3713	2405 64.77%	1308 35.23%	0	224
Precinct 425	43	68	41	13 31.71%	28 68.29%	0	2
Precinct 426	48	78	45	19 42.22%	26 57.78%	0	3
Precinct 427	915	1390	862	551 63.92%	311 36.08%	0	53
Precinct 428	1099	1931	1039	749 72.09%	290 27.91%	0	60
Precinct 429	2298	3733	2196	1454 66.21%	742 33.79%	0	102
Precinct 432	235	407	223	172 77.13%	51 22.87%	0	12
Precinct 433	1964	2697	1886	1185 62.83%	701 37.17%	0	78
Precinct 434	3825	5737	3676	2558 69.59%	1118 30.41%	0	149
Precinct 435	3550	4902	3369	2210 65.60%	1159 34.40%	1	180
Precinct 436	2009	2581	1931	1082 56.03%	849 43.97%	1	77
Precinct 437	62	82	59	39 66.10%	20 33.90%	0	3
Precinct 438	466	645	446	218 48.88%	228 51.12%	0	20
Precinct 439	1587	2439	1506	1207 80.15%	299 19.85%	0	81
Precinct 440	1193	2045	1140	815 71.49%	325 28.51%	0	53
Precinct 441	57	80	55	40 72.73%	15 27.27%	0	2
Precinct 442	2270	3291	2162	1426 65.96%	736 34.04%	0	108
Precinct 444	0	0	0	0 0.00%	0 0.00%	0	0

Ballots Cast per Contest with Precincts
 Washington County November 8, 2022 General Election
 All Precincts, All Districts, All Counter Groups, All ScanStations, All Contests, All Boxes
 Official Election Results


Page: 132 of 138
 2022-12-05
 09:06:46

Total Ballots Cast: 257479, Registered Voters: 387173, Overall Turnout: 66.50%

Question 26-225 (Vote for 1)

Precinct	Ballots Cast	Reg. Voters	Total Votes	Yes	No	Over Votes	Under Votes
Precinct 445	0	0	0	0 0.00%	0 0.00%	0	0
Precinct 446	79	207	70	55 78.57%	15 21.43%	0	9
Precinct 448	684	911	649	423 65.18%	226 34.82%	0	35
Precinct 451	873	1444	841	645 76.69%	196 23.31%	0	32
Precinct 452	100	135	95	58 61.05%	37 38.95%	0	5
Precinct 453	10	11	10	5 50.00%	5 50.00%	0	0
Precinct 454	2	7	2	1 50.00%	1 50.00%	0	0
Precinct 455	1207	2161	1134	887 78.22%	247 21.78%	0	73
Total	237399	359903	226996	162407 71.55%	64589 28.45%	15	10388

EXHIBIT A TO RESOLUTION NO. 22-5297

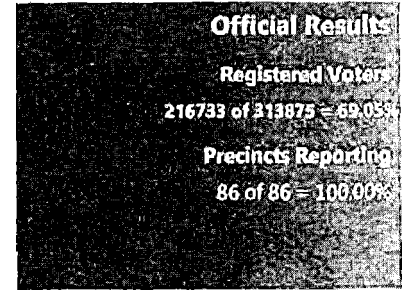


Clackamas County

November 8, 2022 General Election

11/8/2022

Page 167



Measure 26-225: Metro


Precinct	Yes	No	Cast Votes	Undervotes	Overvotes	Miscellaneous Write-ins	Vote by Mail Ballots Cast	Total Ballots Cast	Registered Voters	Turnout Percentage
100	1,187	590	1,777	101	0	0	1,878	1,878	2,733	68.72%
101	2,572	1,050	3,622	235	0	0	3,857	3,857	6,187	62.34%
102	557	312	869	52	0	0	921	921	1,512	60.91%
103	2,011	994	3,005	174	1	0	3,180	3,180	4,527	70.25%
104	296	138	434	16	0	0	450	450	614	73.29%
105	1,244	541	1,785	88	0	0	1,873	1,873	2,751	68.08%
131	3,327	1,704	5,031	282	0	0	5,313	5,313	7,110	74.73%
132	2,638	1,146	3,784	182	0	0	3,966	3,966	5,111	77.60%
133	1,111	472	1,583	69	0	0	1,652	1,652	2,199	75.13%
135	3,068	1,399	4,467	184	2	0	4,653	4,653	5,882	79.11%
151	1,557	642	2,199	113	0	0	2,312	2,312	2,885	80.14%
153	3,474	1,494	4,968	238	0	0	5,206	5,206	6,524	79.80%
155	2,034	689	2,723	165	0	0	2,888	2,888	3,859	74.84%
156	2,832	965	3,797	225	0	0	4,022	4,022	5,106	78.77%
158	2,608	823	3,431	209	0	0	3,640	3,640	4,935	73.76%
159	1,573	709	2,282	100	1	0	2,383	2,383	3,098	76.92%
160	1,045	379	1,424	74	0	0	1,498	1,498	1,961	76.39%
201	2,503	817	3,320	201	0	0	3,521	3,521	4,912	71.68%
202	2,656	939	3,595	255	0	0	3,850	3,850	6,119	62.92%
203	1,367	618	1,985	122	0	0	2,107	2,107	2,488	84.69%

CERTIFIED COPY OF THE ORIGINAL SHERRY HALL, COUNTY CLERK

BY: *Sherry Hall*



EXHIBIT A TO RESOLUTION NO. 22-5297




Clackamas County

November 8, 2022 General Election

11/8/2022

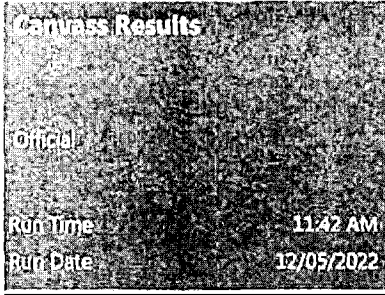
Page 168



Measure 26-225: Metro

Precinct	Yes	No	Cast Votes	Undervotes	Overvotes	Miscellaneous Write-ins	Vote by Mail Ballots Cast	Total Ballots Cast	Registered Voters	Turnout Percentage
204	1,398	650	2,048	115	0	0	2,163	2,163	3,286	65.82%
251	1,136	530	1,666	84	1	0	1,751	1,751	2,258	77.55%
280	761	274	1,035	62	0	0	1,097	1,097	1,525	71.93%
281	768	295	1,063	49	0	0	1,112	1,112	1,488	74.73%
282	298	108	406	13	0	0	419	419	583	71.87%
283	237	126	363	9	0	0	372	372	473	78.65%
284	202	65	267	8	0	0	275	275	343	80.17%
321	1,425	1,081	2,506	107	0	0	2,613	2,613	3,333	78.40%
322	0	0	0	1	0	0	1	1	3	33.33%
323	21	11	32	0	0	0	32	32	39	82.05%
400	1,760	1,834	3,594	206	0	0	3,800	3,800	5,301	71.68%
404	202	218	420	25	0	0	445	445	620	0.00%
405	911	962	1,873	116	0	0	1,989	1,989	2,760	0.00%
410	1,859	772	2,631	178	0	0	2,809	2,809	5,114	54.93%
411	1,498	878	2,376	164	0	0	2,540	2,540	3,794	66.95%
412	1,243	805	2,048	119	0	0	2,167	2,167	4,558	47.54%
416	2,121	1,112	3,233	240	0	0	3,473	3,473	5,358	64.82%
417	7	0	7	1	0	0	8	8	28	0.00%
418	1,080	614	1,694	96	0	0	1,790	1,790	2,840	63.03%
420	1,583	623	2,206	100	0	0	2,306	2,306	3,665	62.92%

EXHIBIT A TO RESOLUTION NO. 22-5297

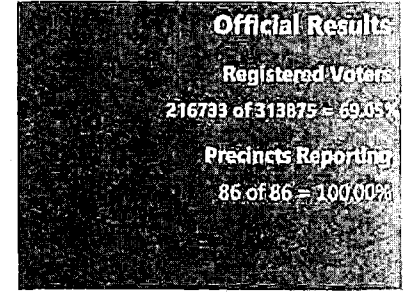


Clackamas County

November 8, 2022 General Election

11/8/2022


Page 169



Measure 26-225: Metro

Precinct	Yes	No	Cast Votes	Undervotes	Overvotes	Miscellaneous Write-ins	Vote by Mail Ballots Cast	Total Ballots Cast	Registered Voters	Turnout Percentage
421	1,398	514	1,912	142	0	0	2,054	2,054	4,150	49.49%
422	763	291	1,054	55	0	0	1,109	1,109	1,986	55.84%
423	1,060	392	1,452	86	0	0	1,538	1,538	3,008	51.13%
500	750	296	1,046	54	0	0	1,100	1,100	1,741	63.18%
501	2,522	694	3,216	150	0	0	3,366	3,366	4,827	69.73%
502	2,556	1,015	3,571	163	0	0	3,734	3,734	5,537	67.44%
503	2,091	1,077	3,168	155	0	0	3,323	3,323	4,458	74.54%
504	2,808	1,212	4,020	239	0	0	4,259	4,259	6,408	66.46%
506	1,737	970	2,707	162	0	0	2,869	2,869	4,617	62.14%
510	325	263	588	25	0	0	613	613	902	67.96%
512	638	354	992	38	0	0	1,030	1,030	1,616	63.74%
600	2,623	1,319	3,942	185	0	0	4,127	4,127	6,608	62.45%
602	2,079	1,246	3,325	152	0	0	3,477	3,477	4,877	71.29%
604	138	84	222	10	0	0	232	232	296	78.38%
606	1,209	705	1,914	129	0	0	2,043	2,043	3,247	62.92%
608	2,539	1,641	4,180	218	0	0	4,398	4,398	5,920	74.29%
610	771	378	1,149	72	0	0	1,221	1,221	2,031	60.12%
614	1,288	624	1,912	97	0	0	2,009	2,009	3,293	61.01%
616	2,096	1,002	3,098	190	1	0	3,289	3,289	4,938	66.61%
618	321	143	464	23	0	0	487	487	733	66.44%

EXHIBIT A TO RESOLUTION NO. 22-5297

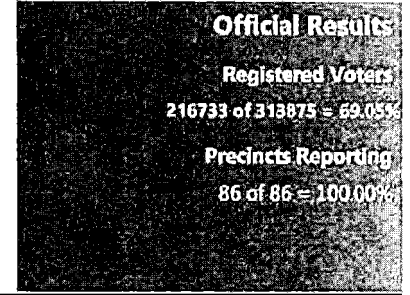


Clackamas County

November 8, 2022 General Election

11/8/2022

Page 170



Measure 26-225: Metro

Precinct	Yes	No	Cast Votes	Undervotes	Overvotes	Miscellaneous Write-ins	Vote by Mail Ballots Cast	Total Ballots Cast	Registered Voters	Turnout Percentage
620	119	100	219	16	0	0	235	235	369	63.69%
622	1,405	506	1,911	103	0	0	2,014	2,014	2,833	71.09%
626	2,757	731	3,488	186	0	0	3,674	3,674	5,444	67.49%
630	3,870	1,471	5,341	248	0	0	5,589	5,589	7,946	70.34%
632	1,277	658	1,935	97	0	0	2,032	2,032	3,656	55.58%
Totals	97,310	45,065	142,375	7,773	6	0	150,154	150,154	219,323	69.46%