



Annual Listing of Federally Obligated Projects

Federal fiscal year 2022

(October 1, 2021 – September 30, 2022)

December 31, 2022



This page left blank intentionally

Public service

*We are here to serve the public
with the highest level of
integrity.*

Excellence

*We aspire to achieve exceptional
results*

Teamwork

*We engage others in ways that foster
respect and trust.*

Respect

*We encourage and appreciate
diversity in people and ideas.*

Innovation

*We take pride in coming up with
innovative solutions.*

Sustainability

*We are leaders in demonstrating
resource use and protection.*

Metro's values and purpose

We inspire, engage, teach and invite people to preserve and enhance the quality of life and the environment for current and future generations.

Metro respects civil rights

Metro fully complies with Title VI of the Civil Rights Act of 1964 that requires that no person be excluded from the participation in, be denied the benefits of, or be otherwise subjected to discrimination on the basis of race, color or national origin under any program or activity for which Metro receives federal financial assistance.

Metro fully complies with Title II of the Americans with Disabilities Act and Section 504 of the Rehabilitation Act that requires that no otherwise qualified individual with a disability be excluded from the participation in, be denied the benefits of, or be subjected to discrimination solely by reason of their disability under any program or activity for which Metro receives federal financial assistance.

If any person believes they have been discriminated against regarding the receipt of benefits or services because of race, color, national origin, sex, age or disability, they have the right to file a complaint with Metro. For information on Metro's civil rights program, or to obtain a discrimination complaint form, visit oregonmetro.gov/civilrights or call 503-797-1536.

Metro provides services or accommodations upon request to persons with disabilities and people who need an interpreter at public meetings. If you need a sign language interpreter, communication aid or language assistance, call 503-797-1700 or TDD/TTY 503-797-1804 (8 a.m. to 5 p.m. weekdays) 5 business days before the meeting. All Metro meetings are wheelchair accessible. For up-to-date public transportation information, visit TriMet's website at trimet.org.

Metro is the federally mandated metropolitan planning organization designated by the governor to develop an overall transportation plan and to allocate federal funds for the region.

The Joint Policy Advisory Committee on Transportation (JPACT) is a 17-member committee that provides a forum for elected officials and representatives of agencies involved in transportation to evaluate transportation needs in the region and to make recommendations to the Metro Council. The established decision-making process assures a well-balanced regional transportation system and involves local elected officials directly in decisions that help the Metro Council develop regional transportation policies, including allocating transportation funds. JPACT serves as the MPO board for the region in a unique partnership that requires joint action with the Metro Council on all MPO decisions.

MTIP web site: oregonmetro.gov/mtip

The preparation of this report was financed in part by the U.S. Department of Transportation, Federal Highway Administration and Federal Transit Administration. The opinions, findings and conclusions expressed in this report are not necessarily those of the U.S. Department of Transportation, Federal Highway Administration and Federal Transit Administration

TABLE OF CONTENTS

- What, Where and Who is Metro 1
 - Figure 1. Metropolitan Planning Area map 2
- About this Document 3
- Regional Transportation Plan 6
- Metropolitan Transportation Improvement Program 6
- About Obligations 9
- 2022 Obligation Summary 10
 - Figure 2. Historical Federal Obligations 10
- Federal Transportation Funds 11
 - Table1. Obligation of Federal Transportation Funds 11
 - Figure 3. 2022 Federal Funds Obligated 12
- Regional Flexible Funds 13
 - Table 2. Metro MTIP Report & FMIS Report 13
 - Figure 4. RFFA Funds Obligated in 2022 13
- Advance Construction 14
 - Table 3.2022 FHWA Data by Lead Agency 15
 - Table 4. 2022 FHWA Data by Federal Fund 23
 - Table 5. 2022 FTA Awards 34
 - Table 6. 2022 Advance Construction 35
- List of Acronyms 36

What is Metro?

Metro works with communities, businesses and residents in the Portland metropolitan area to chart a wise course for the future while protecting the things we love about this place.

Where is Metro?

Metro serves more than 1.5 million people in Clackamas, Multnomah and Washington counties. The agency's boundary encompasses Portland, Oregon and 23 other cities – from the Columbia River in the north to the bend of the Willamette River near Wilsonville, and from the foothills of the Coast Range near Forest Grove to the banks of the Sandy River at Troutdale.

Who is Metro?

The **Metro Council** consists of a president, elected region wide, and six councilors who are elected by district every four years in nonpartisan races. The **Metro Auditor**, elected region wide, is responsible for oversight of Metro's annual financial statements and for conducting performance audits. The council appoints a chief operating officer to carry out council policies and manage Metro operations. The chief operating officer oversees a diverse **workforce** of more than 1,600 employees including park rangers, economists, teachers, scientists, designers, planners, animal keepers, stagehands and cartographers. Hundreds of **volunteers** lend a hand at Metro's parks, cemeteries, natural areas, offices and visitor venues.

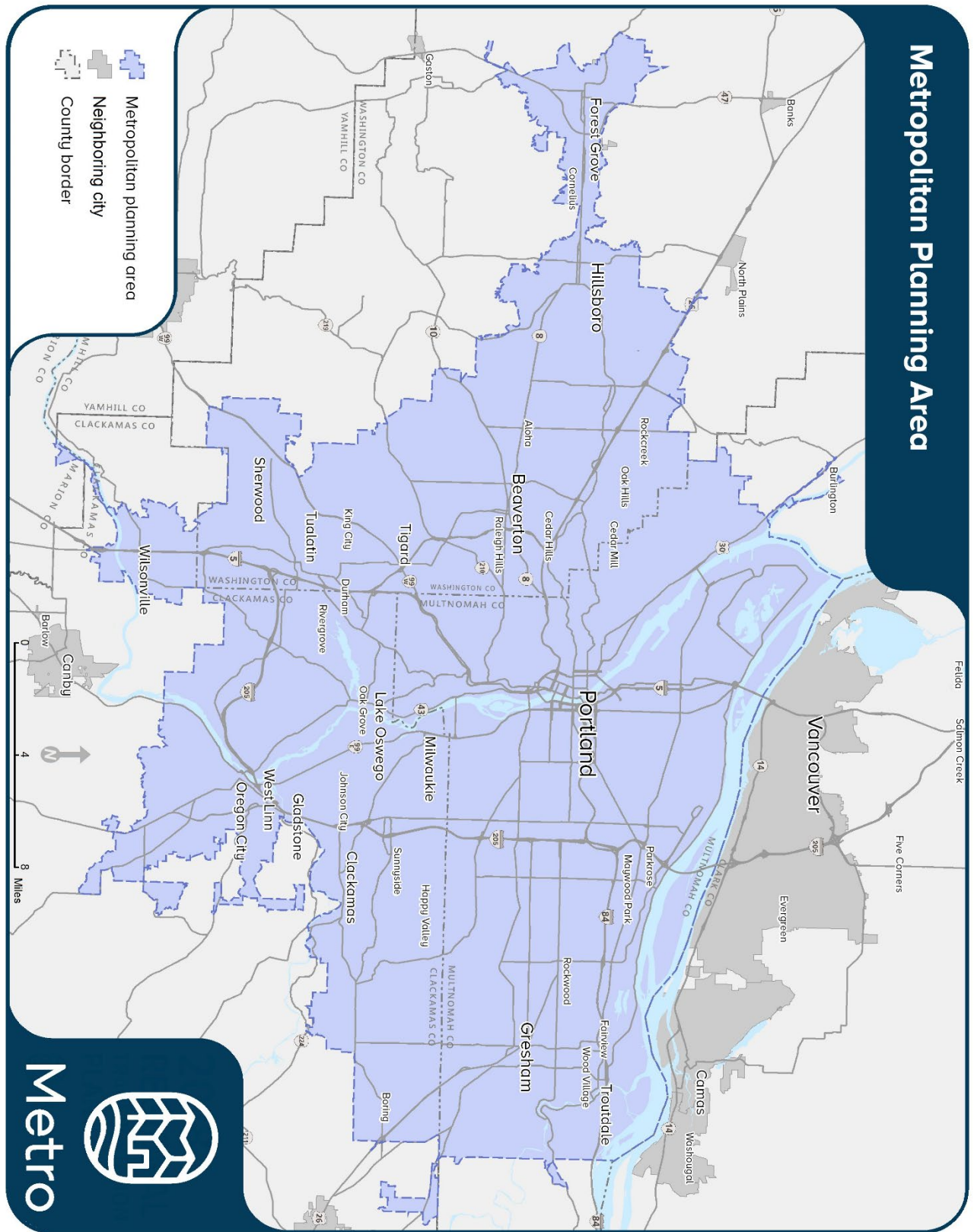
Metro is the Metropolitan Planning Organization (MPO) for the Portland region

Metro is authorized by Congress and the State of Oregon to coordinate and plan investments in the transportation system for the three-county metropolitan planning area. Metro uses this authority to expand transportation options, make the most of existing streets and improve public transit service.

As an MPO, Metro **works collaboratively** with cities, counties and transportation agencies to decide how to invest federal highway and public transit funds within its service area. It creates a long-range **transportation plan (RTP)**, a 4 year transportation funding program (**MTIP**), and leads efforts to expand the public transit system and helps make strategic use of a small subset of **transportation funding** that Congress designates MPOs allocate to projects.



Figure 1. Metropolitan Planning Area map



ABOUT THIS DOCUMENT

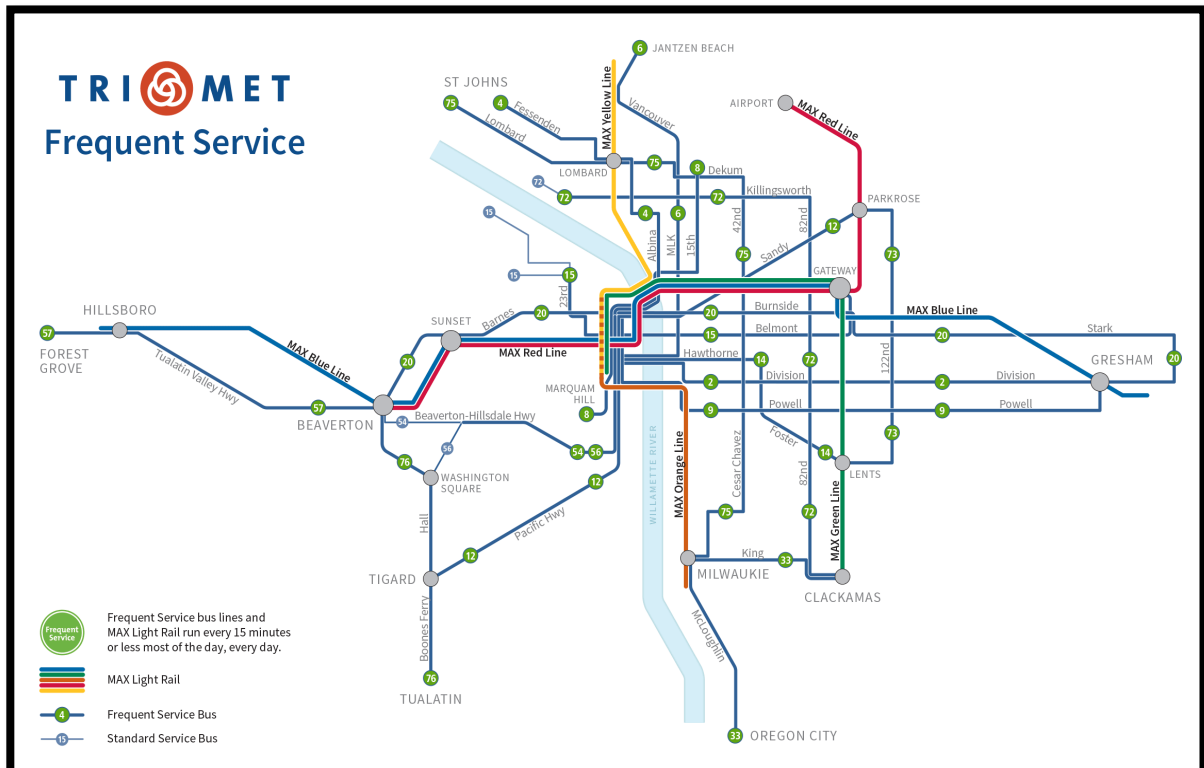
The 2022 Annual Listing of Federally Obligated Projects lists the Metro area programs and projects for which Federal transportation funds have been obligated. The programs and projects listed in this report are located within the Portland metropolitan planning area boundary, representing 24 cities and 3 counties (see map). The obligation lists are organized by lead agency which can be a city, county, state (ODOT), transit authority (TriMet or SMART), Metro or any other agency authorized to receive federal transportation funds.

Table 1 lists the projects obligated through the Federal Highway Administration (FHWA) and is sorted by Lead Agency. Table 2 lists projects obligated through The Federal Highway Administration (FHWA) and is sorted by Federal Fund Source. Table 3 lists projects obligated through The Federal Transit Administration (FTA).

This report provides a yearly update about the progress of projects scheduled for construction or implementation and is useful for understanding the process by which federal investments are made in the communities of this region.

This document is available for download on the Metro website at: www.oregonmetro.gov/mtip.

A large portion of federal funds from FTA help fund bus, rail, and transit projects, including maintenance and operations, in the Portland metropolitan area.



TriMet operates 5 MAX Light Rail lines and 84 bus lines that connect Portland City Center to various locations around the region
Photo courtesy of TriMet



A Better Red MAX Extension and Reliability Project breaking ground one year and four months ago.
Photo courtesy of TriMet



Construction on a section of the MAX Red Line project north of the Gateway Transit Center
Photo courtesy of TriMet



SMART bus at Wilsonville Transit Center
Photo courtesy of SMART



SMART operates a fleet of over 35 vehicles (buses and minivans)
Photo courtesy of SMART



TriMet Buses at Beaverton Transit Center
Photo courtesy of TriMet



TriMet MAX train along Transit Oriented Development (TOD) project
Photo courtesy of TriMet



Riders exiting TriMet Bus 57 – TV Hwy
Photo courtesy of TriMet



TriMet and SMART buses are equipped with bike racks that hold 3 bicycles
Photo courtesy of SMART

Federal funds from FHWA help fund major bridge and highway projects in the Portland metropolitan area. There are also many local transportation projects that are partially funded by FHWA and FTA. Many of the local projects are active transportation projects that include on-street bicycle and pedestrian improvements. Many of the federally funded local projects support safety, access to transit, trails, freight movement and economic development initiatives.



One of many bicycle/pedestrians improvements
Photo courtesy of City of Gresham



I-5 over 26th Avenue Bridge
Photo courtesy of ODOT



OR213 (82nd Ave): Foster – Thompson paving and safety improvements
Photo courtesy of ODOT



Road Work Ahead sign
Photo courtesy of ODOT

OR 8: SW 110th Avenue to SW 192nd Avenue Improvement Project

ODOT is starting construction this month on a project to improve traffic signals and pedestrian connectivity at eight intersections along Canyon Road (OR 8) in Beaverton and Aloha.

The majority of the work will conclude by the end of 2022. Construction at OR 8 and SW 110th Avenue will continue through summer 2023.

OR 8
IMPROVEMENT PROJECTS
AUGUST 2022

Oregon Department of Transportation

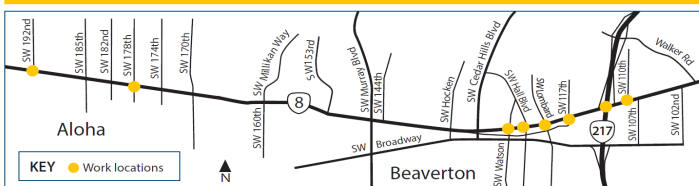

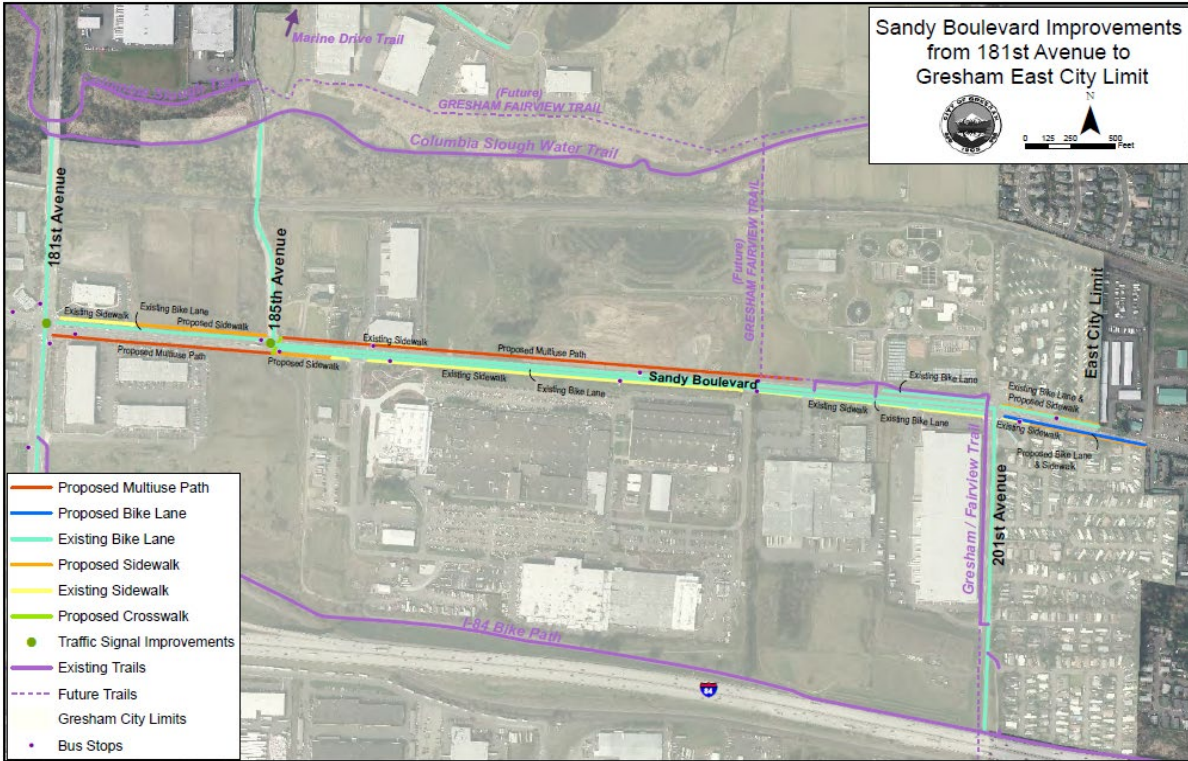


Photo courtesy of ODOT



Design for Linwood Avenue Neighborhood Greenway Project (Washington/Monroe:37th - Linwood)
Photo Courtesy of City of Milwaukee



Map of Sandy Boulevard Improvements (Sandy Blvd: Gresham City Limits – 230th Ave)
Photo courtesy of Multnomah County

REGIONAL TRANSPORTATION PLAN (RTP)

The Regional Transportation Plan is a blueprint to guide investments for all forms of travel – motor vehicle, transit, bicycle and walking – and the movement of goods and freight throughout the Portland metropolitan region. The plan identifies current and future transportation needs, investments needed to meet those needs and what funds the region expects to have available over the next 25 years to make those investments a reality. The RTP is the guiding policy document which outlines the long-range vision of the region’s urban transportation system. As a component of the policy document, it identifies priority transportation investments (i.e. projects and programs) which will help achieve the long-range vision. The RTP list represents priorities beyond what can be afforded by the region in any given year. As a result, Metro is required to develop a four-year expenditure plan known as the Metropolitan Transportation Improvement Program (MTIP) for the Portland urban area. For projects to receive federal transportation funding, they must be included in the financially constrained Regional Transportation Plan (RTP).

METROPOLITAN TRANSPORTATION IMPROVEMENT PROGRAM (MTIP)

The Metropolitan Transportation Improvement Program (MTIP) is the federally mandated four-year schedule of expenditures (i.e., spending) of federal transportation funds as well as significant state and local funds in the Portland metropolitan region. As a report, the MTIP provides the upcoming four-year implementation schedule of transportation projects in the Portland region. The MTIP also demonstrates how the transportation projects to be implemented comply with federal regulations regarding project eligibility, air quality impacts, environmental justice and public involvement. The MTIP serves as the implementation strategy for the first four years of the region’s long-range transportation plan (RTP). The MTIP coordinates spending of federal and state transportation funds for four different public agencies: Metro, the Oregon Department of Transportation (ODOT), Tri-County Metropolitan Transportation District (TriMet), and South Metro Area Regional Transit (SMART).

Programming in the MTIP is based on a forecast of revenues expected to be available through annual appropriations and apportionments of federal transportation funds. Forecasted revenues are assigned to estimated costs by project phase, such as design and engineering, right-of-way acquisition, and construction. As funding actually becomes available each federal fiscal year, programming is adjusted for that year based on project readiness, with some projects slipping to future years while others move to the current year. Projects in this report are also in the MTIP.



Safe Routes to School Program
Photo courtesy of Metro

ABOUT OBLIGATIONS

An obligation in the context of this report is the Federal government's legal commitment to pay the Federal share of a project's cost. An obligated project is one that has been authorized by the Federal agency as meeting eligibility requirements for federal funds.

For Federal Transit Administration (FTA) projects, obligation occurs when the FTA grant is awarded. For Federal Highway Administration (FHWA) projects, obligation occurs by phase when a project agreement is executed and FHWA authorizes the federal funds. A project agreement defines specific project elements that are eligible for funding; how financing will occur; and agency roles, responsibilities and liabilities.

Once funds have been obligated, the project sponsor/lead agency begins incurring eligible project expenses and then requests reimbursement. The reimbursement request must demonstrate that the recipient incurred the costs consistent with the project agreement and all federal requirements.

Projects for which funds have been obligated are not necessarily initiated or completed in the program year. For obligations on a construction project, typically the project needs to complete a competitive bid process and begin construction (if an acceptable bid is received) before receiving reimbursement of project costs with federal funds. Alternatively, projects may have obtained permission to proceed to construction using local funds, with the ability to be obligated and reimbursed with federal funds at a later date. Some of those projects in this report may already have been constructed.

The amount of the obligation usually does not equal the total cost of the project. An obligation may be for only one phase of a multi-phased project, and the obligation amount listed does not account for local funding spent on a project. The total estimated cost of the project is included in the report for reference.

Occasionally, an agency may request that funds be "de-obligated" from a project. This occurs most frequently when the sponsor agency has completed the phase of a project without using all the obligated funds. It also occurs if the agency has decided not to proceed with that project or if an agency decides to change sources of funding for a project. In the case of changing categories of funds, there may be a report entry showing the obligation of the second funding category to the project. De-obligations are shown on the obligation table in parenthesis ().

Following are the funding charts, graphs and projects in the Portland metropolitan area that were obligated in Federal Fiscal Year 2022 (October 1, 2021 – September 30, 2022).

For further information on these fund types:

<http://www.fhwa.dot.gov/federalaid/projects.cfm>

Further information

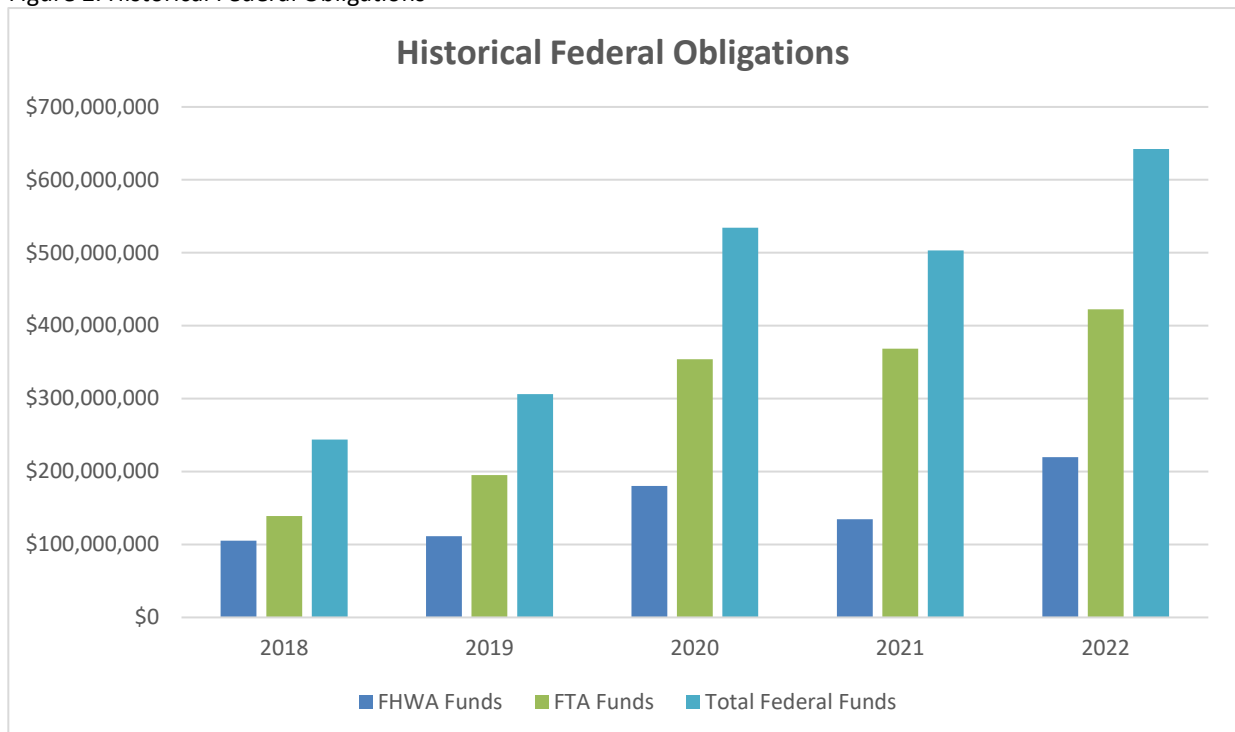
For additional information regarding specific projects contained within this report, please contact the project sponsor.

2022 Obligation Summary

Annual Obligations vs. Historical Obligations

A total of approximately \$642 million in federal program funds were obligated in federal fiscal year 2022 which was a 22% increase over 2021. These annual increases seem to follow an overall trend in the last five years. The \$140 million dollar increase in 2022 was due to significantly higher obligation amounts within the FHWA and FTA programs. The FTA program saw an increase of \$54 million this last year and \$15 million increase in 2021. The significant increase in FTA obligations in 2020, 2021 and 2022 was primarily due to the receipt of Coronavirus relief funds to help support capital, operating, and other eligible expenses to prevent, prepare for, and respond to COVID-19. In 2020, TriMet, the transit agency which serves the greater Portland area, received \$185 million in Coronavirus Aid, Relief, and Economic Security (CARES) Act funds. In 2021, they received \$195 million in Coronavirus Response and Relief Supplemental Appropriations Act (CRRSAA) funding grants. Most recently, TriMet received \$318 million in 2022 from the American Rescue Plan (ARP) Act funding grants. SMART, the transit agency in Wilsonville, received \$4 million in ARP funds for operating assistance and preventive maintenance. The FHWA obligations increased in 2022, \$85 million over 2021. This is likely due to the fact that ODOT shifted a lot of the grant awards in 2021 to Advance Construction which lowered the FHWA obligations. Many of the projects that obligated funds in 2021 under Advance Construction were converted to federal funds and now show as federally obligated in 2022. See the Advance Construction Section for how ODOT uses this funding strategy for fiscal constraint purposes.

Figure 2. Historical Federal Obligations



Federal Transportation Funds

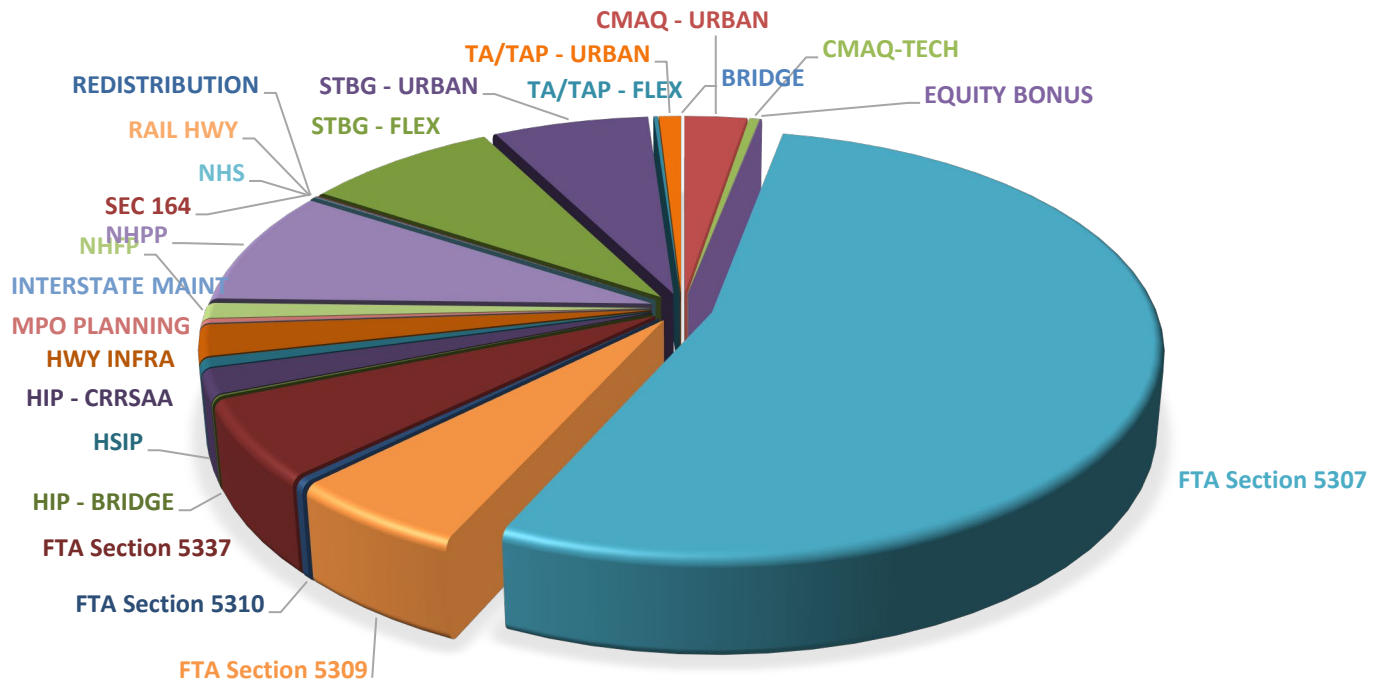
A total of approximately \$642 million in federal program funds were obligated in federal fiscal year 2022 on 104 projects within the Portland metropolitan region. Funds from the Federal Highway Administration (FHWA) accounted for 34% of the total and approximately \$220 million on 93 projects. Funds from the Federal Transit Administration (FTA) accounted for 66% of the total and approximately \$422 million on 11 projects. The table and chart below show fund amounts and percentages in more detail.

Table 1. Obligation of Federal Transportation Funds

Obligation of Federal Transportation Funds		
Federal Fund	2022 Funds Obligated	Percent of Total
BRIDGE	\$17,961	0.003%
CMAQ - URBAN	\$16,718,820	2.60%
CMAQ-TECH	\$2,731,484	0.43%
EQUITY BONUS	(\$287,161)	-0.04%
FTA Section 5307	\$345,650,514	53.82%
FTA Section 5309	\$36,784,815	5.73%
FTA Section 5310	\$1,961,709	0.31%
FTA Section 5337	\$38,223,758	5.95%
HIP - BRIDGE	\$670,703	0.10%
HIP - CRRSAA	\$12,160,987	1.89%
HSIP	\$4,504,020	0.70%
HWY INFRA	\$15,387,561	2.40%
INTERSTATE MAINT	\$94,671	0.01%
MPO PLANNING	\$2,030,053	0.32%
NHFP	\$7,494,884	1.17%
NHPP	\$55,872,473	8.70%
NHS	\$116,213	0.02%
RAIL HWY	\$76,613	0.01%
REDISTRIBUTION	\$421,509	0.07%
SEC 164	\$372,397	0.06%
STBG - FLEX	\$52,304,560	8.14%
STBG - URBAN	\$41,860,460	6.52%
TA/TAP - FLEX	\$1,127,224	0.18%
TA/TAP - URBAN	\$5,961,709	0.93%
Grand Total	\$642,257,937	100.00%

Figure 3. 2022 Federal Funds Obligated

2022 FEDERAL FUNDS OBLIGATED



Regional Flexible Funds

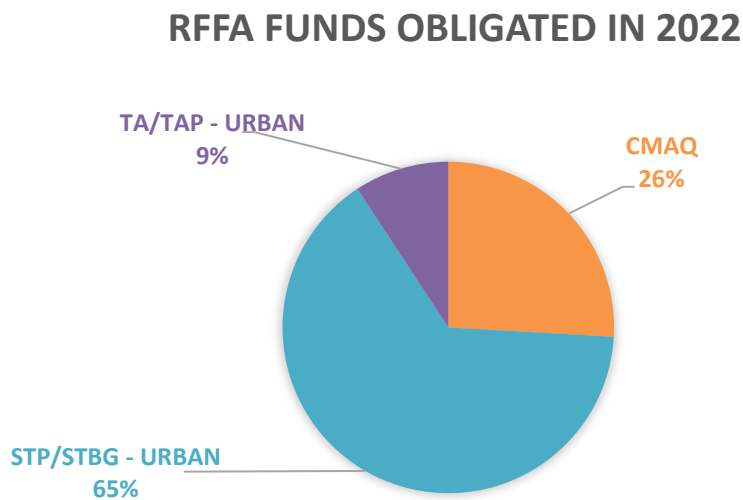
Metro allocates the local federal highway program funds, referred to as the Regional Flexible Fund Allocation (RFFA). The urban federal program funds include Surface Transportation Block Grant Program (STBG), formerly Surface Transportation Program (STP), Congestion Mitigation and Air Quality Program (CMAQ) and Transportation Alternatives Program (TA, formerly TAP). A total of approximately \$64.5 million in regional flexible funds were obligated in federal fiscal year 2022 on 41 projects within the Portland metropolitan region. Funds from the STP/STBG Program accounted for 65%. Funds from the CMAQ Program accounted for 26% and 9% were TA/TAP Program funds. The table and chart below show fund amounts and percentages in more detail. There was only one regionally funded projects AC'd in 2022, accounting for approximately \$2.3 million that was not included in the totals below. That project will be converted to the appropriate federal funds (STBG-Urban) and accounted for in the next Annual Obligation Report. See the next page for more information on the use of Advance Construction by ODOT and Table 4 for a complete project listing.

Table 2. Metro MTIP Report & FMIS Report

Metro MTIP Report & FMIS Report							
Federal Fund (RFFA Source)	2022 Limitation	Prior Year Carryover	Total Funds Available	2022 Programming	2022 Obligations	Obligation % (Obs/Programming)	Obligation % (Obs/Avail)
CMAQ	\$13,287,155	\$15,106,572	\$28,393,727	\$12,649,401	\$16,718,820	132.17%	58.88%
STP/STBG - URBAN	\$31,072,238	\$20,077,390	\$51,149,628	\$32,950,093	\$41,860,460	127.04%	81.84%
TA/TAP - URBAN	\$2,878,280	\$6,104,149	\$8,982,429	\$766,030	\$5,961,709	778.26%	66.37%
HIP - Portland	\$0	\$7,849,887	\$7,849,887	\$0	\$0	N/A	N/A
Carbon Reduction	\$3,663,530	\$0	\$3,663,530	\$0	\$0	N/A	N/A
Total	\$50,901,203	\$49,137,998	\$100,039,201	\$46,365,524	\$64,540,990	139.20%	64.52%

Notes: 2022 Limitation amounts and Prior Year Carryover amounts from the ODOT Financial Plan Report as of 9/30/21 are not audited.
 The annual obligation amounts can exceed annual programming when new obligations are made on project phases from prior years.
 Programming totals from FY21-24 MTIP Report of 9/30/22 (End of federal fiscal year)
 Obligations from FFY 2022 FMIS Obligation Report of 12/2/22

Figure 4. RFFA Funds Obligated in 2022



Advance Construction

Advance construction (AC) allows states to begin a project even in the absence of sufficient Federal-aid obligation authority at a particular point in time to cover the Federal share of project costs. The Federal Highway Administration can approve use of AC and the ability of a project to proceed as eligible to receive reimbursement from federal fund sources if all other federal requirements for obligation have been met and the state DOT anticipates use of future obligation funding authority for use on that project.

Prior to Federal authorization of a project as AC, the project must be included in the Federally-approved STIP/TIP [see 23 CFR 630.705]. The project will support the fiscally constrained element of the STIP/TIP using all or some combination of State, local, and/or private funds. The financial limit on the amount of AC is set by the State's or MPO's ability to demonstrate fiscal constraint. Consideration should be given to the future availability of Federal-aid funds to accommodate the AC conversion.

Generally, when an AC project is converted to a federally funded project, the STIP/TIP will document the full or partial conversion of this project. The amount of conversion is limited to the apportioned Federal-funds available in the category. As with any project, the State is not locked into the category of funds identified in the approved STIP/TIP. If the approved AC "conversion" substantially changes the current STIP/TIP's fiscal constraint determination, the STIP/TIP's will need to be amended. The fiscal constraint determination should be based on the individual, or group of project conversions, or the total amount and source(s) of Federal funds which are presented within the STIP/TIP.

When the state DOT AC's a project, they are committing state, local, or private funds on the project up front so the project can commence until federal funds are available. When federal funds become available, the AC designation is converted to an eligible federal fund type. This typically happens 3-12 months after receiving designation as AC.

In federal fiscal year 2022, the Oregon Department of Transportation (ODOT) utilized Advance Construction for 10 projects in the Portland Metropolitan area. Those obligations totaled approximately \$493 million. AC was used primarily for ODOT projects this past year. There was only one regionally funded project AC'd in 2022, accounting for approximately \$2.3 million. We've incorporated an Advance Construction Listing (Table 4) to show which projects and funds were impacted. These AC funded obligations will eventually be converted to federal funds and will be reported in the FFY 2023 Annual Listing of Obligated projects.

Table 3. 2022 FHWA Data by Lead Agency

Lead Agency	Federal Project Number	ODOT Key Number	Project Title	Project Action	Fund Code	Fund Code Description	Phase	FY22 Obligation Amount	Federal Amount Programmed	Total Project Cost Estimate
Beaverton	535044	21121	OR210: SW Scholls Ferry Rd - SW Hall Blvd ITS	Project Change	Z230	STBG-URBANIZED >200K FAST	PE	\$134,595	\$134,595	\$835,841
Clackamas County	S000899	18001	Clackamas County Regional Freight ITS / System Enhancements to Reduce Freight Delays In Congested Areas	Project Change	Y230	STBG-URBANIZED >200K IJJA	CON	\$386,415	\$1,603,968	\$2,512,493
				Project Change	Z23E	STBG-URBANIZED >200K FAST EXT	CON	\$367,403	\$1,603,968	\$2,512,493
				Project Change	Z23E	STBG-URBANIZED >200K FAST EXT	CON	\$846,224	\$1,603,968	\$2,512,493
Clackamas County	C005103	19276	Jennings Ave: OR99E to Oatfield Rd	Project Change	Z230	STBG-URBANIZED >200K FAST	PE	\$100,000	\$1,077,967	\$5,389,353
Clackamas County	C005119	22367	Clackamas Cnty Regional ATC Controller & Signal Optimization	New Project	Y230	STBG-URBANIZED >200K IJJA	OTHER	\$735,878	\$735,878	\$820,103
Forest Grove	2620009	18003	OR8 at Quince St. (Forest Grove)	Project Close	M23E	STP-URBANIZED >200K MAP-21 EXT	ROW	(\$79,536)	\$762,705	\$4,171,382
Gresham	3125049	16986	NW Division Complete St - Phase 1: Wallula Ave-Birdsdale Ave	Project Change	Z40E	CONGESTION MITIGAT FAST EXT	ROW	\$727,587	\$727,587	\$6,471,623
				Project Change	Y236	STBG 50-200K POP IJJA	CON	\$868,975	\$1,025,001	\$6,012,388
				Project Change	Y236	STBG 50-200K POP IJJA	CON	\$156,026	\$1,025,001	\$6,012,388
Gresham	3125056	19279	Sandy Blvd: NE 181st Ave to East Gresham City Limit Local Construct Multimodal Facilities Multnomah	Project Change	Z230	STBG-URBANIZED >200K FAST	ROW	\$3,420	\$462,806	\$5,233,403
Happy Valley	3205007	19280	Se 129th Avenue - Bike Lane and Sidewalk Project	Project Change	M3E1	TAP URB AREA >200K MAP-21 EXT	PE	(\$30,945)	\$803,084	\$4,476,467
				Project Change	Y230	STBG-URBANIZED >200K IJJA	CON	\$910,733	\$2,057,467	\$4,476,467
				Project Change	Y230	STBG-URBANIZED >200K IJJA	CON	\$827,994	\$2,057,467	\$4,476,467
				Project Change	Z3E1	TRANS ALTERN >200K FAST EXT	CON	\$349,684	\$2,057,467	\$4,476,467
King City	3915000	18807	OR99W: SW Royalty Parkway - Se Durham Rd (Kings City)	Project Close	Z301	TRANS ALTERNATIVES >200K FAST	CON	\$46,213	\$571,708	\$1,119,247
				Project Close	Z301	TRANS ALTERNATIVES >200K FAST	CON	(\$46,489)	\$571,708	\$1,119,247
Metro	255	18832	Willamette Greenway Trail: Columbia Blvd Bridge	Project Change	M3E1	TAP URB AREA >200K MAP-21 EXT	PE	\$17,946	\$448,650	\$2,612,381
Metro	PR21101	20596	Portland MPO Planning SFY21	Project Close	19MP	FTA METROPOLITAN TRANSPORT	PLAN	(\$377,948)	\$836,968	\$8,610,885
				Project Close	Z230	STBG-URBANIZED >200K FAST	PLAN	(\$665,765)	\$2,179,689	\$8,610,885
				Project Close	Z450	METROPOLITAN PLANNING FAST	PLAN	(\$455,951)	\$2,685,951	\$8,610,885
Metro	PR22101	20597	Portland Metropolitan Area Planning SFY22	Project Change	19MP	FTA METROPOLITAN TRANSPORT	PLAN	\$445,484	\$1,903,393	\$8,837,195
				Project Change	20MP	FTA METROPOLITAN TRANSPORT	PLAN	\$396,251	\$1,903,393	\$8,837,195
				New Project	Y230	STBG-URBANIZED >200K IJJA	PLAN	\$2,498,167	\$2,436,217	\$12,154,240
				New Project	Y450	METROPOLITAN PLANNING IJJA	PLAN	\$2,172,058	\$2,908,626	\$12,154,240
Metro	CVID002	N/A	HIP-CRRSAA funds – Metro Transportation Management Area Revenue Loss Due to COVID-19	Project Close	Z973	HIP COVID >200K POP SPEC AUTH	OTHER	\$12,160,987	\$0	\$12,160,987
Milwaukie	4865019	22141	Washington/Monroe Street: SE 37th - SE Linwood Ave	New Project	Z301	TRANS ALTERNATIVES >200K FAST	PE	\$712,387	\$712,387	\$5,934,906
Multnomah County	C051118	22137	Sandy Blvd: Gresham city limits - 230th Ave	New Project	Y301	TRANS ALTERNATIVES >200K IJJA	PLAN	\$915,760	\$1,275,985	\$1,422,027
				New Project	Z301	TRANS ALTERNATIVES >200K FAST	PLAN	\$231,667	\$1,275,985	\$1,422,027
				New Project	Z3E1	TRANS ALTERN >200K FAST EXT	PLAN	\$128,558	\$1,275,985	\$1,422,027
ODOT	S068028	18757	OR 213 Operational Improvements Cascade North Signal Upgrades Multnomah	Project Close	LZ2E	EQ BONUS SPEC LIM S-LU EXT	ROW	(\$2,729)	\$448,650	\$4,699,001
				Project Close	LZ2E	EQ BONUS SPEC LIM S-LU EXT	N/A - ICAP	(\$300)	\$0	\$4,699,001
ODOT	S081076	18759	OR99E Railroad Tunnel Illumination and ITS	Project Close	Z001	NATIONAL HIGHWAY PERF FAST	N/A - ICAP	(\$542)	\$0	\$1,940,000

Table 3. 2022 FHWA Data by Lead Agency

Lead Agency	Federal Project Number	ODOT Key Number	Project Title	Project Action	Fund Code	Fund Code Description	Phase	FY22 Obligation Amount	Federal Amount Programmed	Total Project Cost Estimate
				Project Close	Z001	NATIONAL HIGHWAY PERF FAST	CON	\$27,059	\$1,334,285	\$1,940,000
				Project Close	Z001	NATIONAL HIGHWAY PERF FAST	CON	(\$31,986)	\$1,334,285	\$1,940,000
ODOT	S174013	18772	OR212: UPRR - US26	Project Change	Z001	NATIONAL HIGHWAY PERF FAST	UR	(\$17,578)	\$134,595	\$17,884,563
				Project Change	Z002	NATIONAL HWY PERF EXEMPT FAST	ROW	\$44,865	\$275,022	\$17,884,563
				Project Change	Z001	NATIONAL HIGHWAY PERF FAST	N/A - ICAP	(\$1,934)	\$0	\$17,884,563
				Project Change	Z002	NATIONAL HWY PERF EXEMPT FAST	N/A - ICAP	\$4,935	\$0	\$17,884,563
ODOT	S029029	18791	OR8 at OR219 and SE 44th - SE 45th Ave (Hillsboro)	Project Change	ZSE2	SEC 164 PENALT HSIP FAST EXT	N/A - ICAP	\$23,031	\$0	\$2,840,445
				Project Change	ZSE2	SEC 164 PENALT HSIP FAST EXT	CON	\$209,368	\$1,675,292	\$2,840,445
ODOT	S029032	18794	OR8: SW 192nd Ave - SW 110th Ave	Project Change	ZS30	HIGHWAY SAFETY IMP PROG FAST	ROW	\$15,000	\$304,000	\$5,808,012
				Project Change	ZS30	HIGHWAY SAFETY IMP PROG FAST	PE	\$250,000	\$937,500	\$5,808,012
				Project Change	ZS32	SEC 164 PENALTIES HSIP FAST	PE	\$29,038	\$937,500	\$5,808,012
				Project Change	Y300	TRANSP ALTERNATIVES FLEX IJJA	N/A - ICAP	\$45,062	\$0	\$5,808,012
				Project Change	YS30	HIGHWAY SAFETY IMP PROG IJJA	N/A - ICAP	\$462,563	\$0	\$5,808,012
				Project Change	ZS30	HIGHWAY SAFETY IMP PROG FAST	N/A - ICAP	\$29,150	\$0	\$5,808,012
				Project Change	ZS32	SEC 164 PENALTIES HSIP FAST	N/A - ICAP	\$3,194	\$0	\$5,808,012
				Project Change	Y300	TRANSP ALTERNATIVES FLEX IJJA	CON	\$1,082,161	\$4,186,505	\$5,808,012
				Project Change	YS30	HIGHWAY SAFETY IMP PROG IJJA	CON	\$2,225,791	\$4,186,505	\$5,808,012
				Project Change	YS30	HIGHWAY SAFETY IMP PROG IJJA	CON	\$1,200,604	\$4,186,505	\$5,808,012
ODOT	S001502	18836	I-5: N Tigard Intchge - E Portland Fwy.	Project Close	Z001	NATIONAL HIGHWAY PERF FAST	N/A - ICAP	(\$24,388)	\$0	\$29,697,132
				Project Close	Z001	NATIONAL HIGHWAY PERF FAST	CON	\$1,100,190	\$24,228,828	\$29,697,132
				Project Close	Z001	NATIONAL HIGHWAY PERF FAST	CON	(\$1,321,896)	\$24,228,828	\$29,697,132
ODOT	S144026	18841	OR217: OR10 - OR99W	Project Change	MS30	HIGHWAY SAFETY IMP PROG	PE	(\$18,253)	\$17,656,822	\$158,793,019
				Project Change	Z240	SURFACE TRANSP BLOCK GRTS-FLEX	PE	\$1,345,950	\$17,656,822	\$158,793,019
ODOT	S068030	19141	OR213: King Rd Mt Scott Creek Bridge ADA Ramps	Project Close	Z001	NATIONAL HIGHWAY PERF FAST	N/A - ICAP	\$1,219	\$0	\$1,431,000
				Project Close	M0E2	NATIONAL HWY PERF EXEMPT EXTEN	CON	(\$20,465)	\$538,380	\$1,431,000
				Project Close	M0E2	NATIONAL HWY PERF EXEMPT EXTEN	CON	\$20,465	\$538,380	\$1,431,000
				Project Close	Z001	NATIONAL HIGHWAY PERF FAST	CON	\$11,086	\$538,380	\$1,431,000
ODOT	S001499	19652	I-5: Marquam Br Electric & Lighting System Replace	Project Close	Z001	NATIONAL HIGHWAY PERF FAST	N/A - ICAP	(\$19,943)	\$0	\$2,938,120
				Project Close	Z001	NATIONAL HIGHWAY PERF FAST	CON	(\$110,545)	\$2,317,368	\$2,938,120

Table 3. 2022 FHWA Data by Lead Agency

Lead Agency	Federal Project Number	ODOT Key Number	Project Title	Project Action	Fund Code	Fund Code Description	Phase	FY22 Obligation Amount	Federal Amount Programmed	Total Project Cost Estimate
				Project Close	Z001	NATIONAL HIGHWAY PERF FAST	CON	(\$70,752)	\$2,317,368	\$2,938,120
ODOT	S064056	19721	I-205 NB: Mp13.3 - Sunnybrook Exit	Project Change	L01E	INTERSTATE MAINT S-LU EXT	CON	\$94,671	\$5,383,800	\$7,500,000
				Project Change	Q770	MIN GUARANTEE-EXEMPT-TEA21	CON	\$43,003	\$5,383,800	\$7,500,000
				Project Change	Z904	HIGHWAY INFRASTRUCTURE ANY	CON	\$386	\$5,383,800	\$7,500,000
ODOT	S002222	19763	I-84: Graham Road Bridges	Project Close	Y001	NATIONAL HIGHWAY PERF IIJA	CON	\$2,074	\$9,590,880	\$18,778,314
				Project Close	Y001	NATIONAL HIGHWAY PERF IIJA	CON	\$7,282,408	\$9,590,880	\$18,778,314
				Project Close	Y240	SURFAC TRNSP BLK GRTS-FLX IIJA	CON	\$2,134,711	\$9,590,880	\$18,778,314
				Project Close	Y240	SURFAC TRNSP BLK GRTS-FLX IIJA	CON	\$2,453,355	\$9,590,880	\$18,778,314
				Project Close	Z240	SURFACE TRANSP BLOCK GRTS-FLEX	CON	\$111,000	\$9,590,880	\$18,778,314
ODOT	S144030	19918	Portland Metropolitan: Bridge Screening and Rail Retrofit	Project Change	L1C0	BRIDGE PROGRAM - 85% ON/OFF	N/A - ICAP	\$432	\$0	\$6,935,060
				Project Change	L1CE	BRIDGE 85% ON/OFF S-LU EXT	N/A - ICAP	\$1,348	\$0	\$6,935,060
				Project Change	Y110	HIP BRIDGE FORMULA PROGRAM	N/A - ICAP	\$66,466	\$0	\$6,935,060
				Project Change	L1C0	BRIDGE PROGRAM - 85% ON/OFF	CON	\$3,925	\$5,067,053	\$6,935,060
				Project Change	L1CE	BRIDGE 85% ON/OFF S-LU EXT	CON	\$12,256	\$5,067,053	\$6,935,060
				Project Change	Y110	HIP BRIDGE FORMULA PROGRAM	CON	\$604,237	\$5,067,053	\$6,935,060
ODOT	S092060	20208	US30: NW Kittridge Ave to NW Bridge Ave	Project Change	M0E1	NATIONAL HWY PERF PROGRAM EXT	UR	\$98,703	\$179,460	\$11,585,704
				Project Change	Z001	NATIONAL HIGHWAY PERF FAST	ROW	(\$18,843)	\$328,412	\$11,585,704
				Project Change	M0E1	NATIONAL HWY PERF PROGRAM EXT	N/A - ICAP	\$13,325	\$0	\$11,585,704
				Project Change	Y001	NATIONAL HIGHWAY PERF IIJA	N/A - ICAP	\$852,988	\$0	\$11,585,704
				Project Change	Z001	NATIONAL HIGHWAY PERF FAST	N/A - ICAP	(\$2,073)	\$0	\$11,585,704
				Project Change	Y001	NATIONAL HIGHWAY PERF IIJA	CON	\$1,370,231	\$6,949,397	\$11,585,704
				Project Change	Y001	NATIONAL HIGHWAY PERF IIJA	CON	\$4,948,196	\$6,949,397	\$11,585,704
ODOT	S047116	20299	US26: Cornell Rd - Sylvan	Project Change	Z240	SURFACE TRANSP BLOCK GRTS-FLEX	PE	\$24,140	\$546,274	\$14,069,857
				Project Change	Y001	NATIONAL HIGHWAY PERF IIJA	N/A - ICAP	\$994,866	\$0	\$14,069,857
				Project Change	Z240	SURFACE TRANSP BLOCK GRTS-FLEX	N/A - ICAP	\$2,655	\$0	\$14,069,857
				Project Change	Y001	NATIONAL HIGHWAY PERF IIJA	CON	\$1,578,673	\$12,078,608	\$14,069,857
				Project Change	Y001	NATIONAL HIGHWAY PERF IIJA	CON	\$7,465,567	\$12,078,608	\$14,069,857
ODOT	S047121	20300	US26: OR217 - Cornell Rd	Project Change	Z0E1	NATIONAL HIGHWAY PERF FAST EXT	PE	\$52,575	\$897,300	\$1,000,000
				Project Change	Z0E1	NATIONAL HIGHWAY PERF FAST EXT	N/A - ICAP	\$5,783	\$0	\$1,000,000
ODOT	5900302	20333	Seventies Neighborhood Greenway	Project Change	Y301	TRANS ALTERNATIVES >200K IIJA	CON	\$1,029,740	\$1,625,866	\$5,210,706
				Project Change	Y301	TRANS ALTERNATIVES >200K IIJA	CON	\$596,353	\$1,625,866	\$5,210,706

Table 3. 2022 FHWA Data by Lead Agency

Lead Agency	Federal Project Number	ODOT Key Number	Project Title	Project Action	Fund Code	Fund Code Description	Phase	FY22 Obligation Amount	Federal Amount Programmed	Total Project Cost Estimate
ODOT	S002234	20410	I-84: I-205 - Marine Drive	Project Change	Y230	STBG-URBANIZED >200K IIJA	N/A - ICAP	\$77,055	\$0	\$13,197,689
				Project Change	Y240	SURFAC TRNSP BLK GRTS-FLX IIJA	N/A - ICAP	\$697,168	\$0	\$13,197,689
				Project Change	Y460	NATIONAL HWY FREIGHT PROG IIJA	N/A - ICAP	\$712,761	\$0	\$13,197,689
				Project Change	Z460	NATIONAL HWY FREIGHT PROGRAM	N/A - ICAP	\$43,701	\$0	\$13,197,689
				Project Change	Y230	STBG-URBANIZED >200K IIJA	CON	\$570,779	\$11,698,160	\$13,197,689
				Project Change	Y240	SURFAC TRNSP BLK GRTS-FLX IIJA	CON	\$1,791,384	\$11,698,160	\$13,197,689
				Project Change	Y240	SURFAC TRNSP BLK GRTS-FLX IIJA	CON	\$3,372,821	\$11,698,160	\$13,197,689
				Project Change	Y460	NATIONAL HWY FREIGHT PROG IIJA	CON	\$5,279,708	\$11,698,160	\$13,197,689
				Project Change	Z460	NATIONAL HWY FREIGHT PROGRAM	CON	\$323,714	\$11,698,160	\$13,197,689
ODOT	S091090	20435	OR99W: I-5 - Mc Donald St	Project Change	Y230	STBG-URBANIZED >200K IIJA	PE	\$4,487	\$1,729,922	\$40,847,151
				Project Change	Y230	STBG-URBANIZED >200K IIJA	N/A - ICAP	\$494	\$0	\$40,847,151
				Project Change	Y240	SURFAC TRNSP BLK GRTS-FLX IIJA	N/A - ICAP	\$2,454,761	\$0	\$40,847,151
				Project Change	Y240	SURFAC TRNSP BLK GRTS-FLX IIJA	CON	\$3,891,199	\$25,550,738	\$40,847,151
				Project Change	Y240	SURFAC TRNSP BLK GRTS-FLX IIJA	CON	\$14,292,218	\$25,550,738	\$40,847,151
ODOT	S091093	20438	OR99W (Barbur Blvd) at SW Capitol Hwy	Project Change	ZS32	SEC 164 PENALTIES HSIP FAST	ROW	\$3,776	\$80,000	\$2,926,700
				Project Change	ZS3E	HIGHWAY SFTY IMP PRG FAST EXT	PE	\$124,347	\$720,100	\$2,926,700
				Project Change	ZS32	SEC 164 PENALTIES HSIP FAST	N/A - ICAP	\$415	\$0	\$2,926,700
				Project Change	ZS3E	HIGHWAY SFTY IMP PRG FAST EXT	N/A - ICAP	\$13,678	\$0	\$2,926,700
				Project Change	ZSE2	SEC 164 PENALT HSIP FAST EXT	N/A - ICAP	(\$28,215)	\$0	\$2,926,700
				Project Change	ZSE2	SEC 164 PENALT HSIP FAST EXT	CON	(\$209,000)	\$2,125,573	\$2,926,700
ODOT	SA00269	20451	OR8 at River Rd	Project Change	Z0E1	NATIONAL HIGHWAY PERF FAST EXT	N/A - ICAP	\$17,420	\$0	\$2,349,463
				Project Change	Z0E1	NATIONAL HIGHWAY PERF FAST EXT	CON	\$241,538	\$1,073,400	\$2,349,463
				Project Change	Z0E1	NATIONAL HIGHWAY PERF FAST EXT	CON	(\$112,498)	\$1,073,400	\$2,349,463
ODOT	S091102	20465	I-5 bridges: Multnomah Blvd, Capitol Hwy Ramp & Barbur Blvd	Project Change	L1CE	BRIDGE 85% ON/OFF S-LU EXT	PE	\$13,424	\$308,420	\$5,351,561
				Project Change	Z001	NATIONAL HIGHWAY PERF FAST	PE	(\$49,092)	\$308,420	\$5,351,561
				Project Change	L1CE	BRIDGE 85% ON/OFF S-LU EXT	N/A - ICAP	(\$13,424)	\$0	\$5,351,561
				Project Change	Z001	NATIONAL HIGHWAY PERF FAST	N/A - ICAP	(\$5,400)	\$0	\$5,351,561
ODOT	S091089	20471	OR99W Tualatin River NB Bridge	Project Close	Z001	NATIONAL HIGHWAY PERF FAST	N/A - ICAP	(\$4,430)	\$0	\$2,302,900
				Project Close	Z001	NATIONAL HIGHWAY PERF FAST	CON	(\$53,715)	\$1,079,362	\$2,302,900

Table 3. 2022 FHWA Data by Lead Agency

Lead Agency	Federal Project Number	ODOT Key Number	Project Title	Project Action	Fund Code	Fund Code Description	Phase	FY22 Obligation Amount	Federal Amount Programmed	Total Project Cost Estimate
				Project Close	Z001	NATIONAL HIGHWAY PERF FAST	CON	\$13,441	\$1,079,362	\$2,302,900
ODOT	S081079	20472	OR99E: Clackamas River (Mc Loughlin) Bridge	Project Change	M0E1	NATIONAL HWY PERF PROGRAM EXT	PE	\$14,637	\$1,074,068	\$1,249,000
				Project Change	Z002	NATIONAL HWY PERF EXEMPT FAST	PE	\$928,578	\$1,074,068	\$1,249,000
ODOT	S064058	20480	I-205 Exit Ramps at SE Division St	Project Change	ZS3E	HIGHWAY SFTY IMP PRG FAST EXT	N/A - ICAP	\$21,164	\$0	\$3,727,964
				Project Change	ZS3E	HIGHWAY SFTY IMP PRG FAST EXT	CON	\$39,158	\$2,656,576	\$3,727,964
				Project Change	ZS3E	HIGHWAY SFTY IMP PRG FAST EXT	CON	\$153,243	\$2,656,576	\$3,727,964
ODOT	S001512	20484	SW Multnomah Blvd Over I-5	Project Change	Z030	REDISTRIB CERTAIN AUTH FAST	PE	(\$33,864)	\$470,096	\$523,900
ODOT	S001522	20486	I-5 over 26th Avenue Bridge	Project Change	Z0E1	NATIONAL HIGHWAY PERF FAST EXT	PE	\$229,554	\$4,885,234	\$34,351,001
				Project Change	Z0E1	NATIONAL HIGHWAY PERF FAST EXT	N/A - ICAP	\$25,251	\$0	\$34,351,001
				Project Change	Y240	SURFAC TRNSP BLK GRYS-FLX IIIA	CON	\$2,480,021	\$26,793,259	\$34,351,001
				Project Change	Y240	SURFAC TRNSP BLK GRYS-FLX IIIA	CON	\$11,462,070	\$26,793,259	\$34,351,001
ODOT	S081080	20487	OR99E Over UPRR at Baldwin Street Bridge	Project Change	LZ20	EQUITY BONUS LIMITATION	PE	(\$50,623)	\$972,829	\$5,247,382
				Project Change	LZ2E	EQ BONUS SPEC LIM S-LU EXT	PE	(\$233,509)	\$972,829	\$5,247,382
				Project Change	Q770	MIN GUARANTEE-EXEMPT-TEA21	PE	(\$43,003)	\$972,829	\$5,247,382
				Project Change	Z240	SURFACE TRNSP BLOCK GRYS-FLEX	PE	(\$237,851)	\$972,829	\$5,247,382
ODOT	S092061	21128	US30: Watson Rd - Hoge Ave	Project Change	Z03E	REDIST CERTAIN AUTH FAST EXT	PE	\$410,246	\$586,117	\$1,790,000
				Project Change	Z03E	REDIST CERTAIN AUTH FAST EXT	N/A - ICAP	\$45,127	\$0	\$1,790,000
ODOT	S068031	21177	OR213 (82nd Ave): SE Foster Rd - SE Thompson Rd	Project Change	Z0E1	NATIONAL HIGHWAY PERF FAST EXT	ROW	\$3,535,319	\$3,840,401	\$23,903,711
				Project Change	Z001	NATIONAL HIGHWAY PERF FAST	PE	\$53,838	\$4,766,255	\$23,903,711
				Project Change	Z0E2	NATIONAL HWY PERF EXM FAST EXT	PE	\$1,142,263	\$4,766,255	\$23,903,711
				Project Change	Z001	NATIONAL HIGHWAY PERF FAST	N/A - ICAP	\$5,922	\$0	\$23,903,711
				Project Change	Z0E1	NATIONAL HIGHWAY PERF FAST EXT	N/A - ICAP	\$388,885	\$0	\$23,903,711
				Project Change	Z0E2	NATIONAL HWY PERF EXM FAST EXT	N/A - ICAP	\$125,649	\$0	\$23,903,711
ODOT	S001520	21218	I-5: Boone (Willamette River) Bridge	Project Close	M0E1	NATIONAL HWY PERF PROGRAM EXT	PE	(\$207,578)	\$230,550	\$250,000
ODOT	SA00167	21255	US26/OR213 curb ramps	Project Change	Y001	NATIONAL HIGHWAY PERF IIIA	PE	\$206,464	\$542,952	\$1,835,094
				Project Change	Y001	NATIONAL HIGHWAY PERF IIIA	N/A - ICAP	\$22,711	\$0	\$1,835,094
ODOT	SA00225	21371	I-5 and I-205: Regional Mobility Pricing	Project Change	Y230	STBG-URBANIZED >200K IIIA	PLAN	\$5,328,000	\$2,766,600	\$3,000,000
				Project Change	Z23E	STBG-URBANIZED >200K FAST EXT	PLAN	\$1,313,688	\$2,766,600	\$3,000,000
				Project Change	Z23E	STBG-URBANIZED >200K FAST EXT	N/A - ICAP	\$144,506	\$0	\$3,000,000
ODOT	S064061	21400	I-205: I-5 – O R213, Phase 3 Sec.	Project Close	Z001	NATIONAL HIGHWAY PERF FAST	N/A - ICAP	(\$20,342)	\$0	\$6,200,000
				Project Close	Z001	NATIONAL HIGHWAY PERF FAST	CON	(\$101,430)	\$5,717,640	\$6,200,000

Table 3. 2022 FHWA Data by Lead Agency

Lead Agency	Federal Project Number	ODOT Key Number	Project Title	Project Action	Fund Code	Fund Code Description	Phase	FY22 Obligation Amount	Federal Amount Programmed	Total Project Cost Estimate
				Project Close	Z001	NATIONAL HIGHWAY PERF FAST	CON	(\$83,498)	\$5,717,640	\$6,200,000
ODOT	SA00303	21473	Oregon MPO Consortium Work Program FFFY20	Project Close	Z450	METROPOLITAN PLANNING FAST	PLAN	(\$149,842)	\$0	\$0
ODOT	S001534	21541	I-5: Boone Bridge Widening & Seismic Retrofit Study	Project Change	M0E1	NATIONAL HWY PERF PROGRAM EXT	PLAN	(\$276,660)	\$276,660	\$300,000
				Project Change	Z24E	SURFACE TRANS BLOCK-FLEX EXT	PLAN	\$3,200,000	\$276,660	\$300,000
				Project Change	M0E1	NATIONAL HWY PERF PROGRAM EXT	N/A - ICAP	(\$30,433)	\$0	\$300,000
				Project Change	Z24E	SURFACE TRANS BLOCK-FLEX EXT	N/A - ICAP	\$352,000	\$0	\$300,000
ODOT	S047122	21597	US26: Glencoe Rd - Cornelius Pass Rd	Project Change	L05E	NHS- NATL HIGHWAY SYS S-LU EXT	PE	\$116,213	\$1,627,675	\$12,799,200
				Project Change	Z918	HIGHWAY INFRASTRUCTURE ANY	PE	\$1,731,198	\$1,627,675	\$12,799,200
ODOT	S171050	21606	OR224 at SE Monroe St	Project Change	YS32	SEC 164 PENALTIES HSIP IIJA	PE	\$307,018	\$860,179	\$4,010,284
				Project Change	YS32	SEC 164 PENALTIES HSIP IIJA	N/A - ICAP	\$33,772	\$0	\$4,010,284
ODOT	S029035	21608	OR8 at Armco Ave, Main St and A&B Row	Project Change	ZS3E	HIGHWAY SFTY IMP PRG FAST EXT	PE	(\$11,194)	\$1,157,518	\$6,283,817
				Project Change	ZS3E	HIGHWAY SFTY IMP PRG FAST EXT	N/A - ICAP	(\$1,231)	\$0	\$6,283,817
ODOT	S123024	21707	US30B: St Johns (Willamette River) Bridge	Project Change	Y230	STBG-URBANIZED >200K IIJA	CON	\$2,875,497	\$10,225,975	\$13,036,401
				Project Change	Z905	HIGHWAY INFRA OVER 200K POP	CON	\$1,332,122	\$10,225,975	\$13,036,401
				Project Change	Z905	HIGHWAY INFRA OVER 200K POP	CON	\$5,973,560	\$10,225,975	\$13,036,401
ODOT	S001544	21799	I-5: E Burnside St - Marquam Bridge	Project Change	Y001	NATIONAL HIGHWAY PERF IIJA	PLAN	\$92,220	\$645,540	\$700,000
				Project Change	Y001	NATIONAL HIGHWAY PERF IIJA	N/A - ICAP	\$10,144	\$0	\$700,000
ODOT	S029034	22116	US8 Curb Ramps (Cornelius & Forest Grove) Project	Project Change	Z0E1	NATIONAL HIGHWAY PERF FAST EXT	N/A - ICAP	\$77,226	\$0	\$2,226,371
				Project Change	Z001	NATIONAL HIGHWAY PERF FAST	CON	(\$179,241)	\$1,687,921	\$2,226,371
				Project Change	Z001	NATIONAL HIGHWAY PERF FAST	CON	\$179,241	\$1,687,921	\$2,226,371
				Project Change	Z0E1	NATIONAL HIGHWAY PERF FAST EXT	CON	\$702,058	\$1,687,921	\$2,226,371
ODOT	SA00448	22431	OR141/OR217 Curb Ramps	Project Change	Y240	SURFAC TRNSP BLK GRTS-FLX IIJA	PE	\$1,279,257	\$2,131,087	\$4,662,297
				Project Change	Y240	SURFAC TRNSP BLK GRTS-FLX IIJA	N/A - ICAP	\$172,700	\$0	\$4,662,297
ODOT	S123025	22432	US30 BY Curb Ramps	Project Change	Z909	HIGHWAY INFRASTRUCTURE ANY	PE	\$3,927,127	\$10,956,034	\$38,810,000
				Project Change	Z918	HIGHWAY INFRASTRUCTURE ANY	PE	\$1,667,846	\$10,956,034	\$38,810,000
				Project Change	Z909	HIGHWAY INFRASTRUCTURE ANY	N/A - ICAP	\$530,162	\$0	\$38,810,000
				Project Change	Z918	HIGHWAY INFRASTRUCTURE ANY	N/A - ICAP	\$225,159	\$0	\$38,810,000
ODOT	S092068	22440	NW 112th Street and PNWR Rail Crossing Upgrades	New Project	ZS4E	RAIL HWY CRS HAZ ELM FAST EXT	PE	\$76,613	\$67,500	\$1,235,000
ODOT	S064063	22467	I-205: I-5 to OR213, Phase 1A	Project Change	Z46E	NATIONAL HWY FREIGHT FAST EXT	N/A - ICAP	\$135,000	\$0	\$375,350,000
				Project Change	Z46E	NATIONAL HWY FREIGHT FAST EXT	CON	\$1,000,000	\$359,200,000	\$375,350,000
ODOT	S064064	22507	I-205: OR213 - Stafford Rd Variable Rate Tolling Project	New Project	Y001	NATIONAL HIGHWAY PERF IIJA	PE	\$21,806,312	\$21,806,312	\$27,257,890

Table 3. 2022 FHWA Data by Lead Agency

Lead Agency	Federal Project Number	ODOT Key Number	Project Title	Project Action	Fund Code	Fund Code Description	Phase	FY22 Obligation Amount	Federal Amount Programmed	Total Project Cost Estimate
				New Project	Y001	NATIONAL HIGHWAY PERF IJJA	N/A - ICAP	\$2,943,852	\$0	\$27,257,890
ODOT	S171049	21157, 21495	OR212/224 Arterial management	Project Change	Z44A	CONGESTION MGMT TECH DEPLOY	PE	(\$168,530)	\$300,000	\$2,800,000
				Project Change	Z44A	CONGESTION MGMT TECH DEPLOY	OTHER	\$75,000	\$75,000	\$2,800,000
				Project Change	Z44A	CONGESTION MGMT TECH DEPLOY	CON	\$314,291	\$2,425,000	\$2,800,000
				Project Change	Z44A	CONGESTION MGMT TECH DEPLOY	CON	\$1,474,260	\$2,425,000	\$2,800,000
ODOT	5900312	21157, 21496	NE Airport Way Arterial Corridor Management	Project Change	Z44A	CONGESTION MGMT TECH DEPLOY	PE	\$150,000	\$260,000	\$1,200,000
				Project Change	Z44A	CONGESTION MGMT TECH DEPLOY	CON	\$140,255	\$890,000	\$1,200,000
				Project Change	Z44A	CONGESTION MGMT TECH DEPLOY	CON	\$746,209	\$890,000	\$1,200,000
Oregon City	5520033	22142	Willamette Falls Path/OR99E Enhance: 10th St - Railroad Ave	Project Change	M301	TAP -URBANIZED AREAS POP >200K	PLAN	\$162,114	\$673,000	\$750,028
				Project Change	M3E1	TAP URB AREA >200K MAP-21 EXT	PLAN	\$42,205	\$673,000	\$750,028
				Project Change	Z3E1	TRANS ALTERN >200K FAST EXT	PLAN	\$468,681	\$673,000	\$750,028
Port of Portland	C000047	17270	40 Mile Loop: Blue Lake - Sundial & Harlow Rd	Project Change	Z230	STBG-URBANIZED >200K FAST	PE	\$44,800	\$700,379	\$3,539,609
Portland	5900298	13502	NE Columbia Blvd at MLK Jr Blvd	Project Close	Z230	STBG-URBANIZED >200K FAST	UR	(\$10,432)	\$44,865	\$3,859,260
				Project Change	Z230	STBG-URBANIZED >200K FAST	CON	\$94,386	\$1,000,804	\$3,859,260
				Project Change	Z230	STBG-URBANIZED >200K FAST	CON	\$16,744	\$1,000,804	\$3,859,260
Portland	5900269	18023	Burgard/Lombard @ North Time Oil Road Intersection Local Add Turn Lane, Bike Lanes & Sidewalks Multnomah	Project Close	Z230	STBG-URBANIZED >200K FAST	CON	\$239,009	\$1,621,054	\$2,633,456
				Project Close	Z230	STBG-URBANIZED >200K FAST	CON	(\$238,796)	\$1,621,054	\$2,633,456
Portland	5900283	18308	N/NE Columbia Blvd Traffic/Transit Signal Upgrade	Project Change	Z230	STBG-URBANIZED >200K FAST	PE	\$23,831	\$188,433	\$1,225,900
Portland	5900313	18316	SW Barbur Blvd: SW Caruthers St - SW Capitol Hwy	Project Change	Z230	STBG-URBANIZED >200K FAST	PE	\$112,268	\$193,025	\$858,500
Portland	5900286	18818	Downtown I-405 Ped Safety & Operational Improvements	Project Change	M040	TIFIA REDISTRIBUTION MAP-21	PE	(\$135,713)	\$587,732	\$3,317,727
				Project Change	M040	TIFIA REDISTRIBUTION MAP-21	CON	\$402,782	\$1,422,220	\$3,317,727
				Project Change	M040	TIFIA REDISTRIBUTION MAP-21	CON	(\$267,069)	\$1,422,220	\$3,317,727
Portland	5900290	19300	North Rivergate Freight Project	Project Change	Z230	STBG-URBANIZED >200K FAST	UR	(\$821,178)	\$987,030	\$26,157,412
				Project Change	Z230	STBG-URBANIZED >200K FAST	CON	\$790,094	\$15,435,468	\$26,157,412
Portland	5900296	19303	N. Going to The Island Freight Project	Project Change	Z230	STBG-URBANIZED >200K FAST	PE	(\$602)	\$70,000	\$557,228
				Project Change	Y230	STBG-URBANIZED >200K IJJA	CON	\$15,240	\$400,000	\$557,228
Portland	5900304	20812	Brentwood-Darlington Bike/Ped Improvements	Project Change	M301	TAP -URBANIZED AREAS POP >200K	UR	\$44,865	\$44,865	\$6,488,904
				Project Change	Z3E1	TRANS ALTERN >200K FAST EXT	ROW	\$528,091	\$528,090	\$6,488,904
Portland	5900305	20813	NE Halsey Street Bike/Ped/Transit Improvements	Project Change	Z3E1	TRANS ALTERN >200K FAST EXT	UR	\$44,865	\$44,865	\$5,808,831
				Project Change	Z230	STBG-URBANIZED >200K FAST	ROW	\$147,320	\$147,320	\$5,808,831
Portland	5900311	20814	Jade and Montavilla Multimodal Improvements	Project Change	Z301	TRANS ALTERNATIVES >200K FAST	ROW	\$720,014	\$720,014	\$8,210,114
Portland	5900321	22133	N Willamette Blvd ATC: N Rosa Parks Ave - N Richmond Ave	New Project	Z23E	STBG-URBANIZED >200K FAST EXT	PE	\$1,185,333	\$1,185,333	\$6,106,000
Portland	5900323	22134	NE 122nd Ave Safety & Access: Beech St - Wasco St	New Project	Y230	STBG-URBANIZED >200K IJJA	PE	\$854,902	\$854,902	\$6,430,716
Portland	5900322	22135	NE MLK Blvd Safety & Access to Transit: Cook - Highland	Project Change	Z230	STBG-URBANIZED >200K FAST	PE	\$987,030	\$987,030	\$4,638,000

Table 3. 2022 FHWA Data by Lead Agency

Lead Agency	Federal Project Number	ODOT Key Number	Project Title	Project Action	Fund Code	Fund Code Description	Phase	FY22 Obligation Amount	Federal Amount Programmed	Total Project Cost Estimate
Portland	5900324	22138	Stark & Washington Safety: SE 92nd Ave - SE 109th Ave	New Project	Y230	STBG-URBANIZED >200K IJJA	PE	\$585,040	\$585,040	\$11,442,000
Sherwood	6710005	18026	Cedar Creek/Tonquin Trail: OR99W - Murdock Rd Local Construct A Trail to Better Accommodate Ped Access Washington	Project Change	Z400	CONGESTION MITIGATION FAST	ROW	(\$119,073)	\$167,633	\$5,527,018
				Project Change	Z400	CONGESTION MITIGATION FAST	CON	\$178,740	\$3,750,893	\$5,527,018
				Project Change	Z400	CONGESTION MITIGATION FAST	CON	(\$59,670)	\$3,750,893	\$5,527,018
Tigard	7365017	22136	Red Rock Creek Tr Alignment Study: Fanno Ck Tr-SW 64th	New Project	Z23E	STBG-URBANIZED >200K FAST EXT	PLAN	\$314,055	\$314,055	\$350,000
Washington County	C067110	18311	Durham Rd/Upper Boones Ferry Rd: OR99W - I-5	Project Change	Z230	STBG-URBANIZED >200K FAST	PE	(\$39,942)	\$363,419	\$1,865,015
				Project Change	Y230	STBG-URBANIZED >200K IJJA	CON	\$39,942	\$206,938	\$1,865,015
Washington County	C067109	19358	Basalt Creek Ext: Grahams Ferry Rd-Boones Ferry Rd	Project Change	Y230	STBG-URBANIZED >200K IJJA	PE	\$2,805,879	\$5,562,879	\$38,373,575
West Linn	S003016	20329	OR43: Marylhurst Dr - Hidden Springs Rd (West Linn)	Project Change	Z40E	CONGESTION MITIGAT FAST EXT	PE	\$44,865	\$1,095,718	\$7,038,203
TOTAL 2022 FHWA AWARDS								\$185,355,264		

Table 4. 2022 FHWA Data by Federal Fund Source

Lead Agency	Federal Project Number	ODOT Key Number	Project Title	Project Action	Fund Code	Fund Type	Fund Code Description	Phase	FY22 Obligation Amount	Federal Amount Programmed	Total Project Cost Estimate
ODOT	S144030	19918	Portland Metropolitan: Bridge Screening and Rail Retrofit	Project Change	L1CE	BRIDGE	BRIDGE 85% ON/OFF S-LU EXT	N/A - ICAP	\$1,348	\$0	\$6,935,060
				Project Change	L1C0	BRIDGE	BRIDGE PROGRAM - 85% ON/OFF	N/A - ICAP	\$432	\$0	\$6,935,060
				Project Change	L1CE	BRIDGE	BRIDGE 85% ON/OFF S-LU EXT	CON	\$12,256	\$5,067,053	\$6,935,060
				Project Change	L1C0	BRIDGE	BRIDGE PROGRAM - 85% ON/OFF	CON	\$3,925	\$5,067,053	\$6,935,060
ODOT	S091102	20465	I-5 bridges: Multnomah Blvd, Capitol Hwy Ramp & Barbur Blvd	Project Change	L1CE	BRIDGE	BRIDGE 85% ON/OFF S-LU EXT	PE	\$13,424	\$308,420	\$5,351,561
				Project Change	L1CE	BRIDGE	BRIDGE 85% ON/OFF S-LU EXT	N/A - ICAP	(\$13,424)	\$0	\$5,351,561
BRIDGE Total									\$17,961		
Gresham	3125049	16986	NW Division Complete St - Phase 1: Wallula Ave-Birdsdale Ave	Project Change	Z40E	CMAQ - URBAN	CONGESTION MITIGAT FAST EXT	ROW	\$727,587	\$727,587	\$6,471,623
Sherwood	6710005	18026	Cedar Creek/Tonquin Trail: Or99w - Murdock Rd Local Construct A Trail to Better Accommodate Ped Access Washington	Project Change	Z400	CMAQ - URBAN	CONGESTION MITIGATION FAST	ROW	(\$119,073)	\$167,633	\$5,527,018
				Project Change	Z400	CMAQ - URBAN	CONGESTION MITIGATION FAST	CON	\$178,740	\$3,750,893	\$5,527,018
				Project Change	Z400	CMAQ - URBAN	CONGESTION MITIGATION FAST	CON	(\$59,670)	\$3,750,893	\$5,527,018
West Linn	S003016	20329	OR43: Marylhurst Dr - Hidden Springs Rd (West Linn)	Project Change	Z40E	CMAQ - URBAN	CONGESTION MITIGAT FAST EXT	PE	\$44,865	\$1,095,718	\$7,038,203
CMAQ - URBAN Total									\$772,449		
ODOT	S171049	21157, 21495	OR212/224 Arterial management	Project Change	Z44A	CMAQ-TECH	CONGESTION MGMT TECH DEPLOY	PE	(\$168,530)	\$300,000	\$2,800,000
				Project Change	Z44A	CMAQ-TECH	CONGESTION MGMT TECH DEPLOY	OTHER	\$75,000	\$75,000	\$2,800,000
				Project Change	Z44A	CMAQ-TECH	CONGESTION MGMT TECH DEPLOY	CON	\$314,291	\$2,425,000	\$2,800,000
				Project Change	Z44A	CMAQ-TECH	CONGESTION MGMT TECH DEPLOY	CON	\$1,474,260	\$2,425,000	\$2,800,000
ODOT	5900312	21157, 21496	NE Airport Way Arterial Corridor management	Project Change	Z44A	CMAQ-TECH	CONGESTION MGMT TECH DEPLOY	PE	\$150,000	\$260,000	\$1,200,000
				Project Change	Z44A	CMAQ-TECH	CONGESTION MGMT TECH DEPLOY	CON	\$140,255	\$890,000	\$1,200,000
				Project Change	Z44A	CMAQ-TECH	CONGESTION MGMT TECH DEPLOY	CON	\$746,209	\$890,000	\$1,200,000
CMAQ-TECH Total									\$2,731,484		
ODOT	S068028	18757	OR213 Operational Improvements Cascade North Signal Upgrades Multnomah	Project Close	LZ2E	EQUITY BONUS	EQ BONUS SPEC LIM S-LU EXT	ROW	(\$2,729)	\$448,650	\$4,699,001
				Project Close	LZ2E	EQUITY BONUS	EQ BONUS SPEC LIM S-LU EXT	N/A - ICAP	(\$300)	\$0	\$4,699,001

Table 4. 2022 FHWA Data by Federal Fund Source

Lead Agency	Federal Project Number	ODOT Key Number	Project Title	Project Action	Fund Code	Fund Type	Fund Code Description	Phase	FY22 Obligation Amount	Federal Amount Programmed	Total Project Cost Estimate
ODOT	S081080	20487	OR99E Over UPRR at Baldwin Street Bridge	Project Change	LZ2E	EQUITY BONUS	EQ BONUS SPEC LIM S-LU EXT	PE	(\$233,509)	\$972,829	\$5,247,382
				Project Change	LZ20	EQUITY BONUS	EQUITY BONUS LIMITATION	PE	(\$50,623)	\$972,829	\$5,247,382
EQUITY BONUS Total									(\$287,161)		
ODOT	S144030	19918	Portland Metropolitan: Bridge Screening and Rail Retrofit	Project Change	Y110	HIP - BRIDGE	HIP BRIDGE FORMULA PROGRAM	N/A - ICAP	\$66,466	\$0	\$6,935,060
				Project Change	Y110	HIP - BRIDGE	HIP BRIDGE FORMULA PROGRAM	CON	\$604,237	\$5,067,053	\$6,935,060
HIP - BRIDGE Total									\$670,703		
Metro	CVID002	N/A	HIP-CRRSAA funds – Metro Transportation Management Area Revenue Loss Due to COVID-19	Project Close	Z973	HIP - CRRSAA	HIP COVID >200K POP SPEC AUTH	OTHER	\$12,160,987	\$0	\$12,160,987
HIP - CRRSAA Total									\$12,160,987		
ODOT	S029032	18794	OR8: SW 192nd Ave - SW 110th Ave	Project Change	ZS30	HSIP	HIGHWAY SAFETY IMP PROG FAST	ROW	\$15,000	\$304,000	\$5,808,012
				Project Change	ZS30	HSIP	HIGHWAY SAFETY IMP PROG FAST	PE	\$250,000	\$937,500	\$5,808,012
				Project Change	ZS30	HSIP	HIGHWAY SAFETY IMP PROG FAST	N/A - ICAP	\$29,150	\$0	\$5,808,012
				Project Change	YS30	HSIP	HIGHWAY SAFETY IMP PROG IJJA	N/A - ICAP	\$462,563	\$0	\$5,808,012
				Project Change	YS30	HSIP	HIGHWAY SAFETY IMP PROG IJJA	CON	\$2,225,791	\$4,186,505	\$5,808,012
				Project Change	YS30	HSIP	HIGHWAY SAFETY IMP PROG IJJA	CON	\$1,200,604	\$4,186,505	\$5,808,012
ODOT	S144026	18841	OR217: OR10 - OR99W	Project Change	MS30	HSIP	HIGHWAY SAFETY IMP PROG	PE	(\$18,253)	\$17,656,822	\$158,793,019
ODOT	S091093	20438	OR99W (Barbur Blvd) At SW Capitol Hwy	Project Change	ZS3E	HSIP	HIGHWAY SFTY IMP PRG FAST EXT	PE	\$124,347	\$720,100	\$2,926,700
				Project Change	ZS3E	HSIP	HIGHWAY SFTY IMP PRG FAST EXT	N/A - ICAP	\$13,678	\$0	\$2,926,700
ODOT	S064058	20480	I-205 Exit Ramps at SE Division St	Project Change	ZS3E	HSIP	HIGHWAY SFTY IMP PRG FAST EXT	N/A - ICAP	\$21,164	\$0	\$3,727,964
				Project Change	ZS3E	HSIP	HIGHWAY SFTY IMP PRG FAST EXT	CON	\$39,158	\$2,656,576	\$3,727,964
				Project Change	ZS3E	HSIP	HIGHWAY SFTY IMP PRG FAST EXT	CON	\$153,243	\$2,656,576	\$3,727,964
ODOT	S029035	21608	OR8 at Armco Ave, Main St and A&B Row	Project Change	ZS3E	HSIP	HIGHWAY SFTY IMP PRG FAST EXT	PE	(\$11,194)	\$1,157,518	\$6,283,817
				Project Change	ZS3E	HSIP	HIGHWAY SFTY IMP PRG FAST EXT	N/A - ICAP	(\$1,231)	\$0	\$6,283,817
HSIP Total									\$4,504,020		
ODOT	S064056	19721	I-205 NB: MP13.3 - Sunnybrook Exit	Project Change	Z904	HWY INFRA	HIGHWAY INFRASTRUCTURE ANY	CON	\$386	\$5,383,800	\$7,500,000

Table 4. 2022 FHWA Data by Federal Fund Source

Lead Agency	Federal Project Number	ODOT Key Number	Project Title	Project Action	Fund Code	Fund Type	Fund Code Description	Phase	FY22 Obligation Amount	Federal Amount Programmed	Total Project Cost Estimate
ODOT	S047122	21597	US26: Glencoe Rd - Cornelius Pass Rd	Project Change	Z918	HWY INFRA	HIGHWAY INFRASTRUCTURE ANY	PE	\$1,731,198	\$1,627,675	\$12,799,200
ODOT	S123024	21707	US30B: St Johns (Willamette River) Bridge	Project Change	Z905	HWY INFRA	HIGHWAY INFRA OVER 200K POP	CON	\$1,332,122	\$10,225,975	\$13,036,401
				Project Change	Z905	HWY INFRA	HIGHWAY INFRA OVER 200K POP	CON	\$5,973,560	\$10,225,975	\$13,036,401
ODOT	S123025	22432	US30BY Curb Ramps	Project Change	Z909	HWY INFRA	HIGHWAY INFRASTRUCTURE ANY	PE	\$3,927,127	\$10,956,034	\$38,810,000
				Project Change	Z918	HWY INFRA	HIGHWAY INFRASTRUCTURE ANY	PE	\$1,667,846	\$10,956,034	\$38,810,000
				Project Change	Z909	HWY INFRA	HIGHWAY INFRASTRUCTURE ANY	N/A - ICAP	\$530,162	\$0	\$38,810,000
				Project Change	Z918	HWY INFRA	HIGHWAY INFRASTRUCTURE ANY	N/A - ICAP	\$225,159	\$0	\$38,810,000
HWY INFRA Total									\$15,387,561		
ODOT	S064056	19721	I-205 NB: MP13.3 - Sunnybrook Exit	Project Change	L01E	INTERSTATE MAINT	INTERSTATE MAINT S-LU EXT	CON	\$94,671	\$5,383,800	\$7,500,000
INTERSTATE MAINT Total									\$94,671		
ODOT	S064056	19721	I-205 NB: MP13.3 - Sunnybrook Exit	Project Change	Q770	MIN GUARANTEE	MIN GUARANTEE-EXEMPT-TEA21	CON	\$43,003	\$5,383,800	\$7,500,000
ODOT	S081080	20487	OR99E Over UPRR at Baldwin Street Bridge	Project Change	Q770	MIN GUARANTEE	MIN GUARANTEE-EXEMPT-TEA21	PE	(\$43,003)	\$972,829	\$5,247,382
MIN GUARANTEE Total									\$0		
Metro	PR21101	20596	Portland MPO Planning SFY21	Project Close	19MP	MPO PLANNING	FTA METROPOLITAN TRANSPORT	PLAN	(\$377,948)	\$836,968	\$8,610,885
				Project Close	Z450	MPO PLANNING	METROPOLITAN PLANNING FAST	PLAN	(\$455,951)	\$2,685,951	\$8,610,885
Metro	PR22101	20597	Portland Metropolitan Area Planning SFY22	Project Change	19MP	MPO PLANNING	FTA METROPOLITAN TRANSPORT	PLAN	\$445,484	\$1,903,393	\$8,837,195
				Project Change	20MP	MPO PLANNING	FTA METROPOLITAN TRANSPORT	PLAN	\$396,251	\$1,903,393	\$8,837,195
Metro	PR23101	22310	Portland Metropolitan Planning SFY23	New Project	Y450	MPO PLANNING	METROPOLITAN PLANNING IJJA	PLAN	\$2,172,058	\$2,908,626	\$12,154,240
ODOT	SA00303	21473	Oregon MPO Consortium Work Program Ffy20	Project Close	Z450	MPO PLANNING	METROPOLITAN PLANNING FAST	PLAN	(\$149,842)	\$0	\$0
MPO PLANNING Total									\$2,030,053		
ODOT	S002234	20410	I-84: I-205 - Marine Drive	Project Change	Y460	NHFP	NATIONAL HWY FREIGHT PROG IJJA	N/A - ICAP	\$712,761	\$0	\$13,197,689
				Project Change	Z460	NHFP	NATIONAL HWY FREIGHT PROGRAM	N/A - ICAP	\$43,701	\$0	\$13,197,689
				Project Change	Y460	NHFP	NATIONAL HWY FREIGHT PROG IJJA	CON	\$5,279,708	\$11,698,160	\$13,197,689
				Project Change	Z460	NHFP	NATIONAL HWY FREIGHT PROGRAM	CON	\$323,714	\$11,698,160	\$13,197,689

Table 4. 2022 FHWA Data by Federal Fund Source

Lead Agency	Federal Project Number	ODOT Key Number	Project Title	Project Action	Fund Code	Fund Type	Fund Code Description	Phase	FY22 Obligation Amount	Federal Amount Programmed	Total Project Cost Estimate
ODOT	S064063	22467	I-205: I-5 to OR213, Phase 1A	Project Change	Z46E	NHFP	NATIONAL HWY FREIGHT FAST EXT	N/A - ICAP	\$135,000	\$0	\$375,350,000
				Project Change	Z46E	NHFP	NATIONAL HWY FREIGHT FAST EXT	CON	\$1,000,000	\$359,200,000	\$375,350,000
NHFP Total									\$7,494,884		
ODOT	S081076	18759	OR99E Railroad Tunnel Illumination and ITS	Project Close	Z001	NHPP	NATIONAL HIGHWAY PERF FAST	N/A - ICAP	(\$542)	\$0	\$1,940,000
				Project Close	Z001	NHPP	NATIONAL HIGHWAY PERF FAST	CON	\$27,059	\$1,334,285	\$1,940,000
				Project Close	Z001	NHPP	NATIONAL HIGHWAY PERF FAST	CON	(\$31,986)	\$1,334,285	\$1,940,000
ODOT	S174013	18772	OR212: UPRR - US26	Project Change	Z001	NHPP	NATIONAL HIGHWAY PERF FAST	UR	(\$17,578)	\$134,595	\$17,884,563
				Project Change	Z002	NHPP	NATIONAL HWY PERF EXEMPT FAST	ROW	\$44,865	\$275,022	\$17,884,563
				Project Change	Z001	NHPP	NATIONAL HIGHWAY PERF FAST	N/A - ICAP	(\$1,934)	\$0	\$17,884,563
				Project Change	Z002	NHPP	NATIONAL HWY PERF EXEMPT FAST	N/A - ICAP	\$4,935	\$0	\$17,884,563
ODOT	S001502	18836	I-5: N Tigard Intchge - E Portland Fwy.	Project Close	Z001	NHPP	NATIONAL HIGHWAY PERF FAST	N/A - ICAP	(\$24,388)	\$0	\$29,697,132
				Project Close	Z001	NHPP	NATIONAL HIGHWAY PERF FAST	CON	\$1,100,190	\$24,228,828	\$29,697,132
				Project Close	Z001	NHPP	NATIONAL HIGHWAY PERF FAST	CON	(\$1,321,896)	\$24,228,828	\$29,697,132
ODOT	S068030	19141	OR213: King Rd Mt Scott Creek Bridge ADA Ramps	Project Close	Z001	NHPP	NATIONAL HIGHWAY PERF FAST	N/A - ICAP	\$1,219	\$0	\$1,431,000
				Project Close	Z001	NHPP	NATIONAL HIGHWAY PERF FAST	CON	\$11,086	\$538,380	\$1,431,000
				Project Close	M0E2	NHPP	NATIONAL HWY PERF EXEMPT EXTEN	CON	(\$20,465)	\$538,380	\$1,431,000
				Project Close	M0E2	NHPP	NATIONAL HWY PERF EXEMPT EXTEN	CON	\$20,465	\$538,380	\$1,431,000
ODOT	S001499	19652	I-5: Marquam Br Electric & Lighting System Replace	Project Close	Z001	NHPP	NATIONAL HIGHWAY PERF FAST	N/A - ICAP	(\$19,943)	\$0	\$2,938,120
				Project Close	Z001	NHPP	NATIONAL HIGHWAY PERF FAST	CON	(\$110,545)	\$2,317,368	\$2,938,120
				Project Close	Z001	NHPP	NATIONAL HIGHWAY PERF FAST	CON	(\$70,752)	\$2,317,368	\$2,938,120
ODOT	S002222	19763	I-84: Graham Road Bridges	Project Close	Y001	NHPP	NATIONAL HIGHWAY PERF IJJA	CON	\$2,074	\$9,590,880	\$18,778,314
				Project Close	Y001	NHPP	NATIONAL HIGHWAY PERF IJJA	CON	\$7,282,408	\$9,590,880	\$18,778,314

Table 4. 2022 FHWA Data by Federal Fund Source

Lead Agency	Federal Project Number	ODOT Key Number	Project Title	Project Action	Fund Code	Fund Type	Fund Code Description	Phase	FY22 Obligation Amount	Federal Amount Programmed	Total Project Cost Estimate
ODOT	S092060	20208	US30: NW Kittridge Ave to NW Bridge Ave	Project Change	M0E1	NHPP	NATIONAL HWY PERF PROGRAM EXT	UR	\$98,703	\$179,460	\$11,585,704
				Project Change	Z001	NHPP	NATIONAL HIGHWAY PERF FAST	ROW	(\$18,843)	\$328,412	\$11,585,704
				Project Change	Z001	NHPP	NATIONAL HIGHWAY PERF FAST	N/A - ICAP	(\$2,073)	\$0	\$11,585,704
				Project Change	Y001	NHPP	NATIONAL HIGHWAY PERF IIJA	N/A - ICAP	\$852,988	\$0	\$11,585,704
				Project Change	M0E1	NHPP	NATIONAL HWY PERF PROGRAM EXT	N/A - ICAP	\$13,325	\$0	\$11,585,704
				Project Change	Y001	NHPP	NATIONAL HIGHWAY PERF IIJA	CON	\$1,370,231	\$6,949,397	\$11,585,704
				Project Change	Y001	NHPP	NATIONAL HIGHWAY PERF IIJA	CON	\$4,948,196	\$6,949,397	\$11,585,704
				Project Change	Y001	NHPP	NATIONAL HIGHWAY PERF IIJA	CON	\$994,866	\$0	\$14,069,857
ODOT	S047116	20299	US26: Cornell Rd - Sylvan	Project Change	Y001	NHPP	NATIONAL HIGHWAY PERF IIJA	N/A - ICAP	\$994,866	\$0	\$14,069,857
				Project Change	Y001	NHPP	NATIONAL HIGHWAY PERF IIJA	CON	\$1,578,673	\$12,078,608	\$14,069,857
				Project Change	Y001	NHPP	NATIONAL HIGHWAY PERF IIJA	CON	\$7,465,567	\$12,078,608	\$14,069,857
ODOT	S047121	20300	US26: OR217 - Cornell Rd	Project Change	Z0E1	NHPP	NATIONAL HIGHWAY PERF FAST EXT	PE	\$52,575	\$897,300	\$1,000,000
				Project Change	Z0E1	NHPP	NATIONAL HIGHWAY PERF FAST EXT	N/A - ICAP	\$5,783	\$0	\$1,000,000
ODOT	SA00269	20451	OR8 at River Rd	Project Change	Z0E1	NHPP	NATIONAL HIGHWAY PERF FAST EXT	N/A - ICAP	\$17,420	\$0	\$2,349,463
				Project Change	Z0E1	NHPP	NATIONAL HIGHWAY PERF FAST EXT	CON	\$241,538	\$1,073,400	\$2,349,463
				Project Change	Z0E1	NHPP	NATIONAL HIGHWAY PERF FAST EXT	CON	(\$112,498)	\$1,073,400	\$2,349,463
ODOT	S091102	20465	I-5 bridges: Multnomah Blvd, Capitol Hwy ramp & Barbur Blvd	Project Change	Z001	NHPP	NATIONAL HIGHWAY PERF FAST	PE	(\$49,092)	\$308,420	\$5,351,561
				Project Change	Z001	NHPP	NATIONAL HIGHWAY PERF FAST	N/A - ICAP	(\$5,400)	\$0	\$5,351,561
ODOT	S091089	20471	OR99W Tualatin River NB Bridge	Project Close	Z001	NHPP	NATIONAL HIGHWAY PERF FAST	N/A - ICAP	(\$4,430)	\$0	\$2,302,900
				Project Close	Z001	NHPP	NATIONAL HIGHWAY PERF FAST	CON	(\$53,715)	\$1,079,362	\$2,302,900
				Project Close	Z001	NHPP	NATIONAL HIGHWAY PERF FAST	CON	\$13,441	\$1,079,362	\$2,302,900
ODOT	S081079	20472	OR99E: Clackamas River (Mc Loughlin) Bridge	Project Change	Z002	NHPP	NATIONAL HWY PERF EXEMPT FAST	PE	\$928,578	\$1,074,068	\$1,249,000
				Project Change	M0E1	NHPP	NATIONAL HWY PERF PROGRAM EXT	PE	\$14,637	\$1,074,068	\$1,249,000
ODOT	S001522	20486	I-5 over 26th Avenue Bridge	Project Change	Z0E1	NHPP	NATIONAL HIGHWAY PERF FAST EXT	PE	\$229,554	\$4,885,234	\$34,351,001
				Project Change	Z0E1	NHPP	NATIONAL HIGHWAY PERF FAST EXT	N/A - ICAP	\$25,251	\$0	\$34,351,001

Table 4. 2022 FHWA Data by Federal Fund Source

Lead Agency	Federal Project Number	ODOT Key Number	Project Title	Project Action	Fund Code	Fund Type	Fund Code Description	Phase	FY22 Obligation Amount	Federal Amount Programmed	Total Project Cost Estimate
ODOT	S068031	21177	OR213 (82nd Ave): SE Foster Rd - SE Thompson Rd	Project Change	ZOE1	NHPP	NATIONAL HIGHWAY PERF FAST EXT	ROW	\$3,535,319	\$3,840,401	\$23,903,711
				Project Change	Z001	NHPP	NATIONAL HIGHWAY PERF FAST	PE	\$53,838	\$4,766,255	\$23,903,711
				Project Change	ZOE2	NHPP	NATIONAL HWY PERF EXM FAST EXT	PE	\$1,142,263	\$4,766,255	\$23,903,711
				Project Change	Z001	NHPP	NATIONAL HIGHWAY PERF FAST	N/A - ICAP	\$5,922	\$0	\$23,903,711
				Project Change	ZOE1	NHPP	NATIONAL HIGHWAY PERF FAST EXT	N/A - ICAP	\$388,885	\$0	\$23,903,711
				Project Change	ZOE2	NHPP	NATIONAL HWY PERF EXM FAST EXT	N/A - ICAP	\$125,649	\$0	\$23,903,711
				Project Close	M0E1	NHPP	NATIONAL HWY PERF PROGRAM EXT	PE	(\$207,578)	\$230,550	\$250,000
ODOT	SA00167	21255	US26/OR213 curb ramps	Project Change	Y001	NHPP	NATIONAL HIGHWAY PERF IIIA	PE	\$206,464	\$542,952	\$1,835,094
				Project Change	Y001	NHPP	NATIONAL HIGHWAY PERF IIIA	N/A - ICAP	\$22,711	\$0	\$1,835,094
ODOT	S064061	21400	I-205: I-5 - OR213, Phase 3 Sec.	Project Close	Z001	NHPP	NATIONAL HIGHWAY PERF FAST	N/A - ICAP	(\$20,342)	\$0	\$6,200,000
				Project Close	Z001	NHPP	NATIONAL HIGHWAY PERF FAST	CON	(\$101,430)	\$5,717,640	\$6,200,000
				Project Close	Z001	NHPP	NATIONAL HIGHWAY PERF FAST	CON	(\$83,498)	\$5,717,640	\$6,200,000
ODOT	S001534	21541	I-5: Boone Bridge Widening & Seismic Retrofit Study	Project Change	M0E1	NHPP	NATIONAL HWY PERF PROGRAM EXT	PLAN	(\$276,660)	\$276,660	\$300,000
				Project Change	M0E1	NHPP	NATIONAL HWY PERF PROGRAM EXT	N/A - ICAP	(\$30,433)	\$0	\$300,000
ODOT	S001544	21799	I-5: E Burnside St - Marquam Bridge	Project Change	Y001	NHPP	NATIONAL HIGHWAY PERF IIIA	PLAN	\$92,220	\$645,540	\$700,000
				Project Change	Y001	NHPP	NATIONAL HIGHWAY PERF IIIA	N/A - ICAP	\$10,144	\$0	\$700,000
ODOT	S029034	22116	US8 Curb Ramps (Cornelius & Forest Grove) Project	Project Change	ZOE1	NHPP	NATIONAL HIGHWAY PERF FAST EXT	N/A - ICAP	\$77,226	\$0	\$2,226,371
				Project Change	Z001	NHPP	NATIONAL HIGHWAY PERF FAST	CON	(\$179,241)	\$1,687,921	\$2,226,371
				Project Change	Z001	NHPP	NATIONAL HIGHWAY PERF FAST	CON	\$179,241	\$1,687,921	\$2,226,371
				Project Change	ZOE1	NHPP	NATIONAL HIGHWAY PERF FAST EXT	CON	\$702,058	\$1,687,921	\$2,226,371
ODOT	S064064	22507	I-205: OR213 - Stafford Rd Variable Rate Tolling Project	New Project	Y001	NHPP	NATIONAL HIGHWAY PERF IIIA	PE	\$21,806,312	\$21,806,312	\$27,257,890
				New Project	Y001	NHPP	NATIONAL HIGHWAY PERF IIIA	N/A - ICAP	\$2,943,852	\$0	\$27,257,890
NHPP Total									\$55,872,473		
ODOT	S047122	21597	US26: Glencoe Rd - Cornelius Pass Rd	Project Change	L05E	NHS	NHS- NATL HIGHWAY SYS S-LU EXT	PE	\$116,213	\$1,627,675	\$12,799,200
NHS Total									\$116,213		

Table 4. 2022 FHWA Data by Federal Fund Source

Lead Agency	Federal Project Number	ODOT Key Number	Project Title	Project Action	Fund Code	Fund Type	Fund Code Description	Phase	FY22 Obligation Amount	Federal Amount Programmed	Total Project Cost Estimate
ODOT	S092068	22440	NW 112th Street and PNWR Rail Crossing Upgrades	New Project	ZS4E	RAIL HWY	RAIL HWY CRS HAZ ELM FAST EXT	PE	\$76,613	\$67,500	\$1,235,000
RAIL HWY Total									\$76,613		
ODOT	S001512	20484	SW Multnomah Blvd Over I-5	Project Change	Z030	REDISTRIBUTION	REDISTRIB CERTAIN AUTH FAST	PE	(\$33,864)	\$470,096	\$523,900
ODOT	S092061	21128	US30: Watson Rd - Hoge Ave	Project Change	Z03E	REDISTRIBUTION	REDIST CERTAIN AUTH FAST EXT	PE	\$410,246	\$586,117	\$1,790,000
				Project Change	Z03E	REDISTRIBUTION	REDIST CERTAIN AUTH FAST EXT	N/A - ICAP	\$45,127	\$0	\$1,790,000
REDISTRIBUTION Total									\$421,509		
ODOT	S029029	18791	OR8 at OR219 and SE 44th - SE 45th Ave (Hillsboro)	Project Change	ZSE2	SEC 164	SEC 164 PENALT HSIP FAST EXT	N/A - ICAP	\$23,031	\$0	\$2,840,445
				Project Change	ZSE2	SEC 164	SEC 164 PENALT HSIP FAST EXT	CON	\$209,368	\$1,675,292	\$2,840,445
ODOT	S029032	18794	OR8: SW 192nd Ave - SW 110th Ave	Project Change	ZS32	SEC 164	SEC 164 PENALTIES HSIP FAST	PE	\$29,038	\$937,500	\$5,808,012
				Project Change	ZS32	SEC 164	SEC 164 PENALTIES HSIP FAST	N/A - ICAP	\$3,194	\$0	\$5,808,012
ODOT	S091093	20438	OR99W (Barbur Blvd) At SW Capitol Hwy	Project Change	ZS32	SEC 164	SEC 164 PENALTIES HSIP FAST	ROW	\$3,776	\$80,000	\$2,926,700
				Project Change	ZSE2	SEC 164	SEC 164 PENALT HSIP FAST EXT	N/A - ICAP	(\$28,215)	\$0	\$2,926,700
				Project Change	ZS32	SEC 164	SEC 164 PENALTIES HSIP FAST	N/A - ICAP	\$415	\$0	\$2,926,700
				Project Change	ZSE2	SEC 164	SEC 164 PENALT HSIP FAST EXT	CON	(\$209,000)	\$2,125,573	\$2,926,700
ODOT	S171050	21606	OR224 at SE Monroe St	Project Change	YS32	SEC 164	SEC 164 PENALTIES HSIP IIJA	PE	\$307,018	\$860,179	\$4,010,284
				Project Change	YS32	SEC 164	SEC 164 PENALTIES HSIP IIJA	N/A - ICAP	\$33,772	\$0	\$4,010,284
SEC 164 Total									\$372,397		
Gresham	3125055	19120	SE 242nd/Hogan: NE Burnside - E Powell (Gresham) Local Operational Improv, Signal Upgrades, Bike & Ped Improvements Multnomah	Project Change	Y236	STBG - FLEX	STBG 50-200K POP IIJA	CON	\$868,975	\$1,025,001	\$6,012,388
				Project Change	Y236	STBG - FLEX	STBG 50-200K POP IIJA	CON	\$156,026	\$1,025,001	\$6,012,388
ODOT	S144026	18841	OR217: OR10 - OR99W	Project Change	Z240	STBG - FLEX	SURFACE TRANSP BLOCK GRTS-FLEX	PE	\$1,345,950	\$17,656,822	\$158,793,019
ODOT	S002222	19763	I-84: Graham Road Bridges	Project Close	Y240	STBG - FLEX	SURFAC TRNSP BLK GRTS-FLX IIJA	CON	\$2,134,711	\$9,590,880	\$18,778,314
				Project Close	Y240	STBG - FLEX	SURFAC TRNSP BLK GRTS-FLX IIJA	CON	\$2,453,355	\$9,590,880	\$18,778,314
				Project Close	Z240	STBG - FLEX	SURFACE TRANSP BLOCK GRTS-FLEX	CON	\$111,000	\$9,590,880	\$18,778,314
ODOT	S047116	20299	US26: Cornell Rd - Sylvan	Project Change	Z240	STBG - FLEX	SURFACE TRANSP BLOCK GRTS-FLEX	PE	\$24,140	\$546,274	\$14,069,857
				Project Change	Z240	STBG - FLEX	SURFACE TRANSP BLOCK GRTS-FLEX	N/A - ICAP	\$2,655	\$0	\$14,069,857

Table 4. 2022 FHWA Data by Federal Fund Source

Lead Agency	Federal Project Number	ODOT Key Number	Project Title	Project Action	Fund Code	Fund Type	Fund Code Description	Phase	FY22 Obligation Amount	Federal Amount Programmed	Total Project Cost Estimate
ODOT	S002234	20410	I-84: I-205 - Marine Drive	Project Change	Y240	STBG - FLEX	SURFAC TRNSP BLK GRTS-FLX IJJA	N/A - ICAP	\$697,168	\$0	\$13,197,689
				Project Change	Y240	STBG - FLEX	SURFAC TRNSP BLK GRTS-FLX IJJA	CON	\$1,791,384	\$11,698,160	\$13,197,689
				Project Change	Y240	STBG - FLEX	SURFAC TRNSP BLK GRTS-FLX IJJA	CON	\$3,372,821	\$11,698,160	\$13,197,689
ODOT	S091090	20435	OR99W: I-5 - McDonald St	Project Change	Y240	STBG - FLEX	SURFAC TRNSP BLK GRTS-FLX IJJA	N/A - ICAP	\$2,454,761	\$0	\$40,847,151
				Project Change	Y240	STBG - FLEX	SURFAC TRNSP BLK GRTS-FLX IJJA	CON	\$3,891,199	\$25,550,738	\$40,847,151
				Project Change	Y240	STBG - FLEX	SURFAC TRNSP BLK GRTS-FLX IJJA	CON	\$14,292,218	\$25,550,738	\$40,847,151
ODOT	S001522	20486	I-5 over 26th Avenue Bridge	Project Change	Y240	STBG - FLEX	SURFAC TRNSP BLK GRTS-FLX IJJA	CON	\$2,480,021	\$26,793,259	\$34,351,001
				Project Change	Y240	STBG - FLEX	SURFAC TRNSP BLK GRTS-FLX IJJA	CON	\$11,462,070	\$26,793,259	\$34,351,001
ODOT	S081080	20487	OR99E Over UPRR at Baldwin Street Bridge	Project Change	Z240	STBG - FLEX	SURFACE TRANSP BLOCK GRTS-FLEX	PE	(\$237,851)	\$972,829	\$5,247,382
ODOT	S001534	21541	I-5: Boone Bridge Widening & Seismic Retrofit Study	Project Change	Z24E	STBG - FLEX	SURFACE TRANS BLOCK-FLEX EXT	PLAN	\$3,200,000	\$276,660	\$300,000
				Project Change	Z24E	STBG - FLEX	SURFACE TRANS BLOCK-FLEX EXT	N/A - ICAP	\$352,000	\$0	\$300,000
ODOT	SA00448	22431	OR141/OR217 Curb Ramps	Project Change	Y240	STBG - FLEX	SURFAC TRNSP BLK GRTS-FLX IJJA	PE	\$1,279,257	\$2,131,087	\$4,662,297
				Project Change	Y240	STBG - FLEX	SURFAC TRNSP BLK GRTS-FLX IJJA	N/A - ICAP	\$172,700	\$0	\$4,662,297
STBG - FLEX Total									\$52,304,560		
Beaverton	0535044	21121	OR210: SW Scholls Ferry Rd - SW Hall Blvd Its	Project Change	Z230	STBG - URBAN	STBG-URBANIZED >200K FAST	PE	\$134,595	\$134,595	\$835,841
Clackamas County	S000899	18001	Clackamas County Regional Freight Its / System Enhancements to Reduce Freight Delays in Congested Areas	Project Change	Z23E	STBG - URBAN	STBG-URBANIZED >200K FAST EXT	CON	\$367,403	\$1,603,968	\$2,512,493
				Project Change	Z23E	STBG - URBAN	STBG-URBANIZED >200K FAST EXT	CON	\$846,224	\$1,603,968	\$2,512,493
				Project Change	Y230	STBG - URBAN	STBG-URBANIZED >200K IJJA	CON	\$386,415	\$1,603,968	\$2,512,493
Clackamas County	C005103	19276	Jennings Ave: Or99e to Oatfield Rd	Project Change	Z230	STBG - URBAN	STBG-URBANIZED >200K FAST	PE	\$100,000	\$1,077,967	\$5,389,353
Clackamas County	C005119	22367	Clackamas County Regional ATC Controller & Signal Optimization	New Project	Y230	STBG - URBAN	STBG-URBANIZED >200K IJJA	OTHER	\$735,878	\$735,878	\$820,103
Forest Grove	2620009	18003	OR8 at Quince St. (Forest Grove)	Project Close	M23E	STBG - URBAN	STP-URBANIZED >200K MAP-21 EXT	ROW	(\$79,536)	\$762,705	\$4,171,382
Gresham	3125056	19279	Sandy Blvd: NE 181st Ave to East Gresham City Limit Local Construct Multimodal Facilities Multnomah	Project Change	Z230	STBG - URBAN	STBG-URBANIZED >200K FAST	ROW	\$3,420	\$462,806	\$5,233,403
Happy Valley	3205007	19280	SE 129th Avenue - Bike Lane and Sidewalk Project	Project Change	Y230	STBG - URBAN	STBG-URBANIZED >200K IJJA	CON	\$910,733	\$2,057,467	\$4,476,467
				Project Change	Y230	STBG - URBAN	STBG-URBANIZED >200K IJJA	CON	\$827,994	\$2,057,467	\$4,476,467

Table 4. 2022 FHWA Data by Federal Fund Source

Lead Agency	Federal Project Number	ODOT Key Number	Project Title	Project Action	Fund Code	Fund Type	Fund Code Description	Phase	FY22 Obligation Amount	Federal Amount Programmed	Total Project Cost Estimate
Metro	PR21101	20596	Portland MPO Planning SFY21	Project Close	Z230	STBG - URBAN	STBG-URBANIZED >200K FAST	PLAN	(\$665,765)	\$2,179,689	\$8,610,885
Metro	PR23101	22310	Portland Metropolitan Planning SFY23	New Project	Y230	STBG - URBAN	STBG-URBANIZED >200K IJJA	PLAN	\$2,498,167	\$2,436,217	\$12,154,240
ODOT	S002234	20410	I-84: I-205 - Marine Drive	Project Change	Y230	STBG - URBAN	STBG-URBANIZED >200K IJJA	N/A - ICAP	\$77,055	\$0	\$13,197,689
				Project Change	Y230	STBG - URBAN	STBG-URBANIZED >200K IJJA	CON	\$570,779	\$11,698,160	\$13,197,689
ODOT	S091090	20435	OR99W: I-5 - McDonald St	Project Change	Y230	STBG - URBAN	STBG-URBANIZED >200K IJJA	PE	\$4,487	\$1,729,922	\$40,847,151
				Project Change	Y230	STBG - URBAN	STBG-URBANIZED >200K IJJA	N/A - ICAP	\$494	\$0	\$40,847,151
ODOT	SA00225	21371	I-5 and I-205: Regional Mobility Pricing	Project Change	Z23E	STBG - URBAN	STBG-URBANIZED >200K FAST EXT	PLAN	\$1,313,688	\$2,766,600	\$3,000,000
				Project Change	Y230	STBG - URBAN	STBG-URBANIZED >200K IJJA	PLAN	\$5,328,000	\$2,766,600	\$3,000,000
				Project Change	Z23E	STBG - URBAN	STBG-URBANIZED >200K FAST EXT	N/A - ICAP	\$144,506	\$0	\$3,000,000
ODOT	S123024	21707	US30B: St Johns (Willamette River) Bridge	Project Change	Y230	STBG - URBAN	STBG-URBANIZED >200K IJJA	CON	\$2,875,497	\$10,225,975	\$13,036,401
Port of Portland	C000047	17270	40 Mile Loop: Blue Lake - Sundial & Harlow Rd	Project Change	Z230	STBG - URBAN	STBG-URBANIZED >200K FAST	PE	\$44,800	\$700,379	\$3,539,609
Portland	5900298	13502	NE Columbia Blvd at MLK Jr Blvd	Project Close	Z230	STBG - URBAN	STBG-URBANIZED >200K FAST	UR	(\$10,432)	\$44,865	\$3,859,260
				Project Change	Z230	STBG - URBAN	STBG-URBANIZED >200K FAST	CON	\$94,386	\$1,000,804	\$3,859,260
				Project Change	Z230	STBG - URBAN	STBG-URBANIZED >200K FAST	CON	\$16,744	\$1,000,804	\$3,859,260
Portland	5900269	18023	Burgard/Lombard @ North Time Oil Road Intersection Local Add Turn Lane, Bike Lanes & Sidewalks Multnomah	Project Close	Z230	STBG - URBAN	STBG-URBANIZED >200K FAST	CON	\$239,009	\$1,621,054	\$2,633,456
				Project Close	Z230	STBG - URBAN	STBG-URBANIZED >200K FAST	CON	(\$238,796)	\$1,621,054	\$2,633,456
Portland	5900283	18308	N/NE Columbia Blvd Traffic/Transit Signal Upgrade	Project Change	Z230	STBG - URBAN	STBG-URBANIZED >200K FAST	PE	\$23,831	\$188,433	\$1,225,900
Portland	5900313	18316	SW Barbur Blvd: SW Caruthers St - SW Capitol Hwy	Project Change	Z230	STBG - URBAN	STBG-URBANIZED >200K FAST	PE	\$112,268	\$193,025	\$858,500
Portland	5900290	19300	North Rivergate Freight Project	Project Change	Z230	STBG - URBAN	STBG-URBANIZED >200K FAST	UR	(\$821,178)	\$987,030	\$26,157,412
				Project Change	Z230	STBG - URBAN	STBG-URBANIZED >200K FAST	CON	\$790,094	\$15,435,468	\$26,157,412
Portland	5900296	19303	N. Going to the Island Freight Project	Project Change	Z230	STBG - URBAN	STBG-URBANIZED >200K FAST	PE	(\$602)	\$70,000	\$557,228
				Project Change	Y230	STBG - URBAN	STBG-URBANIZED >200K IJJA	CON	\$15,240	\$400,000	\$557,228
Portland	5900305	20813	NE Halsey Street Bike/Ped/Transit Improvements	Project Change	Z230	STBG - URBAN	STBG-URBANIZED >200K FAST	ROW	\$147,320	\$147,320	\$5,808,831
Portland	5900321	22133	N Willamette Blvd ATC: N Rosa Parks Ave - N Richmond Ave	New Project	Z23E	STBG - URBAN	STBG-URBANIZED >200K FAST EXT	PE	\$1,185,333	\$1,185,333	\$6,106,000

Table 4. 2022 FHWA Data by Federal Fund Source

Lead Agency	Federal Project Number	ODOT Key Number	Project Title	Project Action	Fund Code	Fund Type	Fund Code Description	Phase	FY22 Obligation Amount	Federal Amount Programmed	Total Project Cost Estimate
Portland	5900323	22134	NE 122nd Ave Safety & Access: Beech St - Wasco St	New Project	Y230	STBG - URBAN	STBG-URBANIZED >200K IJJA	PE	\$854,902	\$854,902	\$6,430,716
Portland	5900322	22135	NE MLK Blvd Safety & Access to Transit: Cook - Highland	Project Change	Z230	STBG - URBAN	STBG-URBANIZED >200K FAST	PE	\$987,030	\$987,030	\$4,638,000
Portland	5900324	22138	Stark & Washington Safety: SE 92nd Ave - SE 109th Ave	New Project	Y230	STBG - URBAN	STBG-URBANIZED >200K IJJA	PE	\$585,040	\$585,040	\$11,442,000
Tigard	7365017	22136	Red Rock Creek Tr Alignment Study: Fanno Ck Tr-SW 64th	New Project	Z23E	STBG - URBAN	STBG-URBANIZED >200K FAST EXT	PLAN	\$314,055	\$314,055	\$350,000
Washington County	C067110	18311	Durham Rd/Upper Boones Ferry Rd: OR99W - I-5	Project Change	Z230	STBG - URBAN	STBG-URBANIZED >200K FAST	PE	(\$39,942)	\$363,419	\$1,865,015
				Project Change	Y230	STBG - URBAN	STBG-URBANIZED >200K IJJA	CON	\$39,942	\$206,938	\$1,865,015
Washington County	C067109	19358	Basalt Creek Ext: Grahams Ferry Rd-Boones Ferry Rd	Project Change	Y230	STBG - URBAN	STBG-URBANIZED >200K IJJA	PE	\$2,805,879	\$5,562,879	\$38,373,575
STBG - URBAN Total									\$23,524,954		
ODOT	S029032	18794	OR8: SW 192nd Ave - SW 110th Ave	Project Change	Y300	TA/TAP - FLEX	TRANSP ALTERNATIVES FLEX IJJA	N/A - ICAP	\$45,062	\$0	\$5,808,012
				Project Change	Y300	TA/TAP - FLEX	TRANSP ALTERNATIVES FLEX IJJA	CON	\$1,082,161	\$4,186,505	\$5,808,012
TA/TAP - FLEX Total									\$1,127,224		
Happy Valley	3205007	19280	SE 129th Avenue - Bike Lane and Sidewalk Project	Project Change	M3E1	TA/TAP - URBAN	TAP URB AREA >200K MAP-21 EXT	PE	(\$30,945)	\$803,084	\$4,476,467
				Project Change	Z3E1	TA/TAP - URBAN	TRANS ALTERN >200K FAST EXT	CON	\$349,684	\$2,057,467	\$4,476,467
King City	3915000	18807	Or99w: SW Royalty Parkway - SE Durham Rd (Kings City)	Project Close	Z301	TA/TAP - URBAN	TRANS ALTERNATIVES >200K FAST	CON	\$46,213	\$571,708	\$1,119,247
				Project Close	Z301	TA/TAP - URBAN	TRANS ALTERNATIVES >200K FAST	CON	(\$46,489)	\$571,708	\$1,119,247
Metro	0000255	18832	Willamette Greenway Trail: Columbia Blvd Bridge	Project Change	M3E1	TA/TAP - URBAN	TAP URB AREA >200K MAP-21 EXT	PE	\$17,946	\$448,650	\$2,612,381
Milwaukie	4865019	22141	Washington/Monroe Street: SE 37th - SE Linwood Ave	New Project	Z301	TA/TAP - URBAN	TRANS ALTERNATIVES >200K FAST	PE	\$712,387	\$712,387	\$5,934,906
Multnomah County	C051118	22137	Sandy Blvd: Gresham City Limits - 230th Ave	New Project	Z3E1	TA/TAP - URBAN	TRANS ALTERN >200K FAST EXT	PLAN	\$128,558	\$1,275,985	\$1,422,027
				New Project	Z301	TA/TAP - URBAN	TRANS ALTERNATIVES >200K FAST	PLAN	\$231,667	\$1,275,985	\$1,422,027
				New Project	Y301	TA/TAP - URBAN	TRANS ALTERNATIVES >200K IJJA	PLAN	\$915,760	\$1,275,985	\$1,422,027
ODOT	5900302	20333	Seventies Neighborhood Greenway	Project Change	Y301	TA/TAP - URBAN	TRANS ALTERNATIVES >200K IJJA	CON	\$1,029,740	\$1,625,866	\$5,210,706
				Project Change	Y301	TA/TAP - URBAN	TRANS ALTERNATIVES >200K IJJA	CON	\$596,353	\$1,625,866	\$5,210,706
Oregon City	5520033	22142	Willamette Falls Path/OR99E Enhance: 10th St - Railroad Ave	Project Change	M3E1	TA/TAP - URBAN	TAP URB AREA >200K MAP-21 EXT	PLAN	\$42,205	\$673,000	\$750,028
				Project Change	M301	TA/TAP - URBAN	TAP -URBANIZED AREAS POP >200K	PLAN	\$162,114	\$673,000	\$750,028
				Project Change	Z3E1	TA/TAP - URBAN	TRANS ALTERN >200K FAST EXT	PLAN	\$468,681	\$673,000	\$750,028

Table 4. 2022 FHWA Data by Federal Fund Source

Lead Agency	Federal Project Number	ODOT Key Number	Project Title	Project Action	Fund Code	Fund Type	Fund Code Description	Phase	FY22 Obligation Amount	Federal Amount Programmed	Total Project Cost Estimate
Portland	5900304	20812	Brentwood-Darlington Bike/Ped Improvements	Project Change	M301	TA/TAP - URBAN	TAP -URBANIZED AREAS POP >200K	UR	\$44,865	\$44,865	\$6,488,904
				Project Change	Z3E1	TA/TAP - URBAN	TRANS ALTERN >200K FAST EXT	ROW	\$528,091	\$528,090	\$6,488,904
Portland	5900305	20813	NE Halsey Street Bike/Ped/Transit Improvements	Project Change	Z3E1	TA/TAP - URBAN	TRANS ALTERN >200K FAST EXT	UR	\$44,865	\$44,865	\$5,808,831
Portland	5900311	20814	Jade and Montavilla Multimodal Improvements	Project Change	Z301	TA/TAP - URBAN	TRANS ALTERNATIVES >200K FAST	ROW	\$720,014	\$720,014	\$8,210,114
TA/TAP - URBAN Total									\$5,961,709		
Portland	5900286	18818	Downtown I-405 Ped Safety & Operational Improvements	Project Change	M040	TIFIA	TIFIA REDISTRIBUTION MAP-21	PE	(\$135,713)	\$587,732	\$3,317,727
				Project Change	M040	TIFIA	TIFIA REDISTRIBUTION MAP-21	CON	\$402,782	\$1,422,220	\$3,317,727
				Project Change	M040	TIFIA	TIFIA REDISTRIBUTION MAP-21	CON	(\$267,069)	\$1,422,220	\$3,317,727
TIFIA Total									\$0		
TOTAL 2022 FHWA AWARDS									\$185,355,264		

Table 5. 2022 FTA Awards

Lead Agency	FTA Grant No.	ODOT Key No.	Project Name	FTA/FHWA Fund Code	FFY22 Obligation Amount	Federal Amount Programmed	Total Project Cost Estimate
SMART	OR-2022-023	ARP	ARP Act - FY2021 Section 5307 - Operating Assistance, Preventive Maintenance, and Security System Cloud Service for the City of Wilsonville	49 USC 5307 - Urbanized Area Formula (American Rescue Plan)	\$4,013,344	\$0	\$4,013,344
SMART	OR-2022-025	22191/22192	FY2017 Section 5307 SMART Replacement Bus Wash & Scheduling Software	49 USC 5307 - Urbanized Area Formula	\$90,852	\$378,758	\$113,565
TriMet	OR-2022-001	ARP	ARP Act - FY2021 Section 5307 - Preventive Maintenance for TriMet	49 USC 5307 - Urbanized Area Formula (American Rescue Plan)	\$289,101,869	\$0	\$289,101,869
TriMet	OR-2022-007	20849	FY2021 STBG Transferred to Section 5307 for MAX Red Line Extension & Reliability Improvements Project	FHWA Transfer - STBG Urbanized Area Funds (Z230)	\$4,000,000	\$4,000,000	\$215,000,000
TriMet	OR-2022-008	20849	ARP Act - FY2021 Section 5309 - MAX Red Line Extension & Reliability Improvements Project	49 USC 5309 - Small Starts (American Rescue Plan)	\$15,721,739	\$97,391,538	\$215,000,000
TriMet	OR-2022-002	22489	ARP Act - FY2021 Section 5309 - Division Transit Project	49 USC 5309 - Small Starts (American Rescue Plan)	\$12,963,076	\$12,963,076	\$174,827,901
TriMet	OR-2022-035	22180	FY2022 Section 5337 SGR HIFG Formula Funds - Rail Preventive Maintenance Program	49 USC 5337 - State of Good Repair (High Intensity Fixed Guideway)	\$38,199,581	\$38,199,581	\$47,749,476
TriMet	OR-2022-036	22180	FY2022 Section 5337 SGR HIMB Formula Funds - Bus Preventive Maintenance Program	49 USC 5337 - State of Good Repair (High Intensity Motor Bus)	\$24,177	\$24,177	\$30,221
TriMet	OR-2022-033	22177	FY2022 Section 5307 Formula Funds - TriMet Bus & Rail Preventive Maintenance Programs	49 USC 5307 - Urbanized Area Formula	\$51,930,404	\$51,930,404	\$64,913,005
TriMet	OR-2016-007-04	22187	FY2016 Milwaukie Light Rail Project	49 USC 5309 - Fixed Guideway Modernization	\$8,100,000	\$20,464,288	\$1,468,222,424
TriMet	OR-2022-038	N/A	ARP Act Route Planning Restoration - FY2021 Section 5307 - Forward Together 2.0 Project for TriMet	49 USC 5307 - Urbanized Area Formula (American Rescue Plan)	\$514,045	\$0	\$514,045
TriMet	OR-2022-031	22584	FY2022 STBG Transferred to Section 5307 - TriMet Rail Preventive Maintenance Program	FHWA Transfer - STBG Urbanized Area Funds (Z230)	\$3,495,506	\$3,495,507	\$3,895,582
TriMet	OR-2022-021	20849	FY2022 CMAQ Transferred to 5307 for MAX Red Line Extension & Reliability Improvements Project	FHWA Transfer - CMAQ Funds (Z400)	\$4,946,372	\$4,946,372	\$215,000,000
TriMet	OR-2022-037	22148	FY2022 CMAQ & STBG Transferred to Section 5307 - Debt Service Payments	FHWA Transfer - CMAQ Funds (Z400)	\$10,999,999	\$11,000,000	\$12,258,998
				FHWA Transfer - STBG Urbanized Area Funds (Z230)	\$10,840,000	\$10,840,000	\$12,080,687
TriMet	OR-2022-054	22183	FY2022 Section 5310 LU Mobility Management, Purchase of Service, Preventive Maintenance & Operating	49 USC 5310 - Elderly and Individuals with Disabilities	\$1,961,709	\$1,961,709	\$2,663,041
TOTAL 2022 FTA AWARDS					\$456,902,673		

Table 6. 2022 Advance Construction

Lead Agency	Federal Project Number	ODOT Key Number	Project Title	Project Action	Fund Code	Anticipated Federal Fund Code	Phase	FY 2022 Advance Construction
ODOT	S144026	18841	OR217: OR10 - OR99W	Project Change	Z240	SURFACE TRANSP BLOCK GRFS-FLEX	N/A - ICAP	\$102,965
				Project Change	Z240	SURFACE TRANSP BLOCK GRFS-FLEX	OTHER	\$762,705
		18841 Total						\$865,670
ODOT	S001483	19071	I-5 Rose Quarter Improvements Project	Project Change	Z001	NATIONAL HIGHWAY PERF FAST	PE	\$32,756,544
		19071 Total						\$32,756,544
ODOT	S064057	19786	I-205: Stafford Rd - OR99E	Project Change	Z0E1	NATIONAL HIGHWAY PERF FAST EXT	N/A - ICAP	\$1,841,172
				Project Change	Z0E1	NATIONAL HIGHWAY PERF FAST EXT	PE	\$16,737,930
		19786 Total						\$18,579,102
ODOT	S047121	20300	US26: OR217 - Cornell Rd	Project Change	Z001	NATIONAL HIGHWAY PERF FAST	N/A - ICAP	\$5,271
				Project Change	Z001	NATIONAL HIGHWAY PERF FAST	PE	\$47,915
		20300 Total						\$53,185
ODOT	S091090	20435	OR99W: I-5 - McDonald St	Project Change	Z240	SURFACE TRANSP BLOCK GRFS-FLEX	N/A - ICAP	\$401,033
				Project Change	Z240	SURFACE TRANSP BLOCK GRFS-FLEX	PE	\$1,333,612
				Project Change	Z240	SURFACE TRANSP BLOCK GRFS-FLEX	CON	\$2,970,611
		20435 Total						\$4,705,256
ODOT	S026130	21178	US26 (Powell Blvd): SE 99th Ave - East City Limits	Project Change	Z001	NATIONAL HIGHWAY PERF FAST	N/A - ICAP	\$231,557
				Project Change	Z001	NATIONAL HIGHWAY PERF FAST	PE	\$2,105,066
		21178 Total						\$2,336,623
Portland	5900309	21407	OR99W/SW Barbur Blvd area: Sidewalk Infill (Portland)	Project Change	Y230	STBG-URBANIZED >200K IJJA	CON	\$284,510
				Project Change	Y230	STBG-URBANIZED >200K IJJA	CON	\$864,373
		21407 Total						\$1,148,883
ODOT	S029035	21608	OR8 at Armco Ave, Main St and A&B ROW	Project Change	ZS3E	HIGHWAY SFTY IMP PRG FAST EXT	N/A - ICAP	\$43,231
				Project Change	ZS3E	HIGHWAY SFTY IMP PRG FAST EXT	PE	\$393,010
		21608 Total						\$436,241
Metro	PR23101	22310	Portland Metropolitan Planning SFY23	New Project	Y240	SURFAC TRNSP BLK GRFS-FLX IJJA	PLAN	\$1,051,566
		22310 Total						\$1,051,566
ODOT	S064063	22467	I-205: I-5 to OR213, Phase 1A	Project Change	Z0E1	NATIONAL HIGHWAY PERF FAST EXT	CON	\$37,209,927
				Project Change	Z0E1	NATIONAL HIGHWAY PERF FAST EXT	N/A - ICAP	\$51,292,827
				Project Change	Z0E1	NATIONAL HIGHWAY PERF FAST EXT	CON	\$342,736,941
		22467 Total						\$431,239,696
FY 2022 ADVANCE CONSTRUCTION								\$493,172,768

LIST OF ACRONYMS

3R – Resurfacing, Restoration and Rehabilitation project
AC – Advance Construction
ADA – Americans with Disabilities Act
BY – Bypass
CMAQ – Congestion Mitigation Air Quality (fund)
E&D – Elderly and Individuals with Disabilities
EQ/EQ Bonus – Equity Bonus (fund)
FAST/FAST Act - Fixing America's Surface Transportation Act (authorization bill for 2016-2020)
FFO – Full Federal Oversight (Oregon Department of Transportation project designation)
FHWA – Federal Highway Administration
FTA – Federal Transit Administration
FY/FFY – Federal Fiscal Year (October 1 thru September 30)
HSIP – Highway Safety Improvement Program (fund)
ICAP – Indirect Cost Allocation Plan: Funds allocated to recoup overhead costs as approved by FHWA
IGA – Intergovernmental Agreement
IM – Interstate Maintenance
ITS – Intelligent Transportation System
MAP-21 – Moving Ahead for Progress in the 21st Century (authorization bill for 2012-2015)
MTIP – Metropolitan Transportation Improvement Program
MP – Mile Point
NB – North Bound
NHFP – National Highway Freight Program (fund)
NHPP – National Highway Performance Program (fund)
NHS – National Highway System (fund)
ODOT – Oregon Department of Transportation
PL – Metropolitan Planning (fund)
PRD – Parks and Recreation District
RF – Rapid Flashing
RTO – Regional Travel Options (regional program)
RTP – Regional Transportation Plan (long-range plan)
SB – South Bound
SFY – State Fiscal Year (July 1 thru June 30)
S-LU/SAFETEA-LU - Safe, Accountable, Flexible, Efficient Transportation Equity Act: A Legacy for Users (authorization bill for 2005-2009 with extensions thru 2011)
SMART – South Metro Area Regional Transit
SRTS – Safe Routes to School Program (fund)
STBG – Surface Transportation Block Grant (fund)
STP – Surface Transportation Program (fund)
TA/TAP – Transportation Alternatives Program (fund)
TIFIA - Transportation Infrastructure Finance and Innovation Act (finance program for projects of regional and national significance)
TIGER - Transportation Investment Generating Economic Recovery (discretionary grant program)
TOD – Transit Oriented Development (regional program)
TRIMET – Tri-County Metropolitan Transportation District
TSMO – Transportation System Management & Operations
UPWP – Unified Planning Work Program
UR - Utilities Relocation

This page left blank intentionally

If you picnic at Blue Lake or take your kids to the Oregon Zoo, enjoy symphonies at the Schnitz or auto shows at the convention center, put out your trash or drive your car – we’ve already crossed paths.

So, hello. We’re Metro – nice to meet you.

In a metropolitan area as big as Portland, we can do a lot of things better together. Join us to help the region prepare for a happy, healthy future.

Stay in touch with news, stories and things to do.
oregonmetro.gov/news

Follow oregonmetro



Metro Council President

Lynn Peterson

Metro Councilors

Ashton Simpson, District 1

Christine Lewis, District 2

Gerritt Rosenthal, District 3

Juan Carlos González District 4

Mary Nolan, District 5

Duncan Hwang, District 6

Auditor

Brian Evans

600 NE Grand Ave.
Portland, OR 97232-2736
503-797-1700