Precipitation (Inches)

ECONOMIC REDEVELOPMENT

To be determined

Max. Temperature (°F)

Avg. Temperature (°F)

Min. Temperature (°F)

COLLECTIVE GATHERING & EVENT SPACES

25 RESPONDENTS — holiday events, indoor viewing, live theatre

24 RESPONDENTS — covered market, food carts, picnic

Teddy Bear Parade

Pioneer Family Festival

Willamette Falls Antique Flea Market

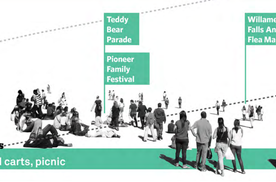

Open Garden Show

Oregon Trail Brew Fest

First City Festival

Oregon City Festival of the Arts

Willamette Falls Antique Flea Market

Annual Cruise to Historic Downtown Oregon City

40 RESPONDENTS — amphitheatre, wedding venue, farmers market

weekly Farmer's Market

weekly concerts in the park

weekly movies in the park

Willamette Falls Antique Flea Market

Oregon City Tree Lighting Ceremony

24 RESPONDENTS — music events, picnics, yoga, holiday events

37 RESPONDENTS — honor the locks, relics, art

34 RESPONDENTS — repurpose buildings, museum, music

HISTORIC RE-USE & CULTURAL INTERPRETATION

33 RESPONDENTS — artistic exhibits, museum, Native American

39 RESPONDENTS — field trips, youth, indoor playhouse

40 RESPONDENTS — exercise, walk, hiking trail

68 RESPONDENTS — Willamette Falls 5k, running, spring cherry blossoms



75 RESPONDENTS — regional connection, photography, zip line

PATHS, WALKWAYS, & BIKING TRAILS

58 RESPONDENTS — biking, walking, playground

Precipitation - Snow (Inches)

A Four-Season Destination

The Willamette Falls site, like all landscapes, has always been and always will be in a state of becoming. The Riverwalk design harnesses this idea, purposefully modulating time across the project's twenty-two acres. Some site elements, such as the Public Yard, have high degrees of flexibility and will evolve with the Oregon City community. Other elements are authentically retained, such as the Flour Mill Foundation, so that they exist in perpetuity. Similarly, the course of the year sees temporal changes to the Riverwalk. The seasons bring various ebbs and flows giving an annual rhythm of activity, depicted in this calendar. The Riverwalk design supports and benefits from these fluctuations creating a dynamic experiences across the year and into the future.

Respondent data collected during first city Celebration community engagement activity, July 2016.

Height of bars proportional to number of responses received according to key use and season.

SOURCES: Willamette Falls Legacy Project: Baseline Habitat Conditions, Stillwater Sciences. September 2016. Sullivan Power Plant, US Energy Information Administration. Accessed November 2016. http://www.eia.gov/electricity/data/browser/#/plant/3013. 1981-2010 Climate Normals. NOAA National Centers for Environmental Information. Accessed November 2016. http://www.ncdc.noaa.gov/cdo-web/datatools/normals. Water Resources Data, US Geological Survey. Accessed October 2016. http://waterdata.usgs.gov/nwis/wy/. First City Festival Engagement Activity. July 2016.

Wildlife Activity

MIGRATORY SPECIES THAT DEPART IN THE AUTUMN TO OVERWINTER IN THE SOUTH AND RETURN NORTH IN THE SPRING

Timing of arrival and departure varies between species

NATIVE SPECIES THAT MAY BE PRESENT IN THE FUTURE WHEN HABITAT IS RESTORED

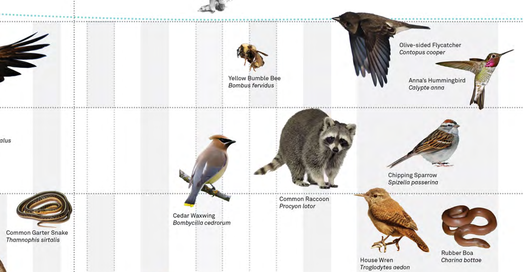

UPLAND FOREST



RIPARIAN BASALT

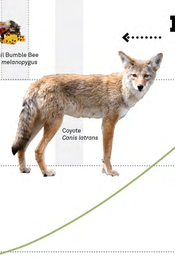

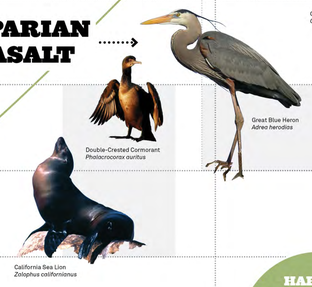



OAK WOODLAND & SAVANNA

RIPARIAN FOREST



OFF-CHANNEL ALCOVE

IN-CHANNEL RIVER

18 RESPONDENTS — restoration, fish ladder, native plants

52 RESPONDENTS — flood stage, photography, warm beverages

FALLS VIEWING ACCESS

35 RESPONDENTS — school tours, wild flowers, naturalist walks

52 RESPONDENTS — fish spawning, snow melt, new flowers

HABITAT RESTORATION & NATURAL HISTORY INTERPRETATION

29 RESPONDENTS — natural history, river health, birds

55 RESPONDENTS — wedding viewing areas, locals, tourists

25 RESPONDENTS — nature walks, salmon run, wildlife education

47 RESPONDENTS — covered viewing areas, fall colors, walking

HONOR NATIVE AMERICAN PRESENCE: PAST, PRESENT, & FUTURE

To be determined

June 2010 16,346 Mwh

March 2014 16,174 Mwh

PGE DAM OPERATIONS

lamprey monitoring equip installation

periodic checks of lamprey ramps built into flashboards

removal of lamprey monitoring equip.

periodic removal of woody debris build-up on dam

flashboard installation

flashboards blown away by elevated flows

POWER GENERATION

Waterflow (2015)

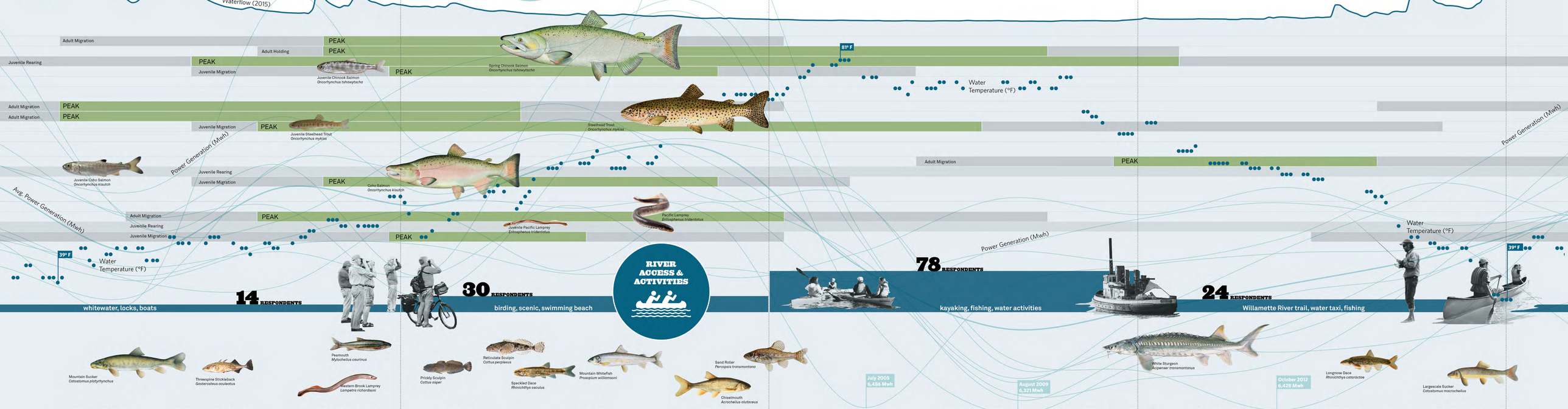

14 RESPONDENTS — whitewater, locks, boats

30 RESPONDENTS — birding, scenic, swimming beach

RIVER ACCESS & ACTIVITIES

78 RESPONDENTS — kayaking, fishing, water activities

24 RESPONDENTS — Willamette River trail, water taxi, fishing