



**Metro**

600 NE Grand Ave.  
Portland, OR 97232-2736

# Agenda

Meeting: Supportive Housing Services Oversight Committee Meeting  
Date: June 24, 2024  
Time: 9:30 a.m. to 12:00 p.m.  
Place: Virtual meeting ([Zoom link](#))  
Purpose: Metro tax collection and disbursement; Multnomah County Corrective Action Plan (CAP) update through April; discussion on FY24 Q3 reports; and discussion on the regional housing funding process.

---

9:30 a.m. Welcome and introductions  
9:45 a.m. Conflict of Interest declaration  
9:50 a.m. Public comment  
10:00 a.m. Update: Metro tax collection and disbursement  
10:05 a.m. Update: Multnomah County Corrective Action Plan  
10:25 a.m. Discussion: County fiscal year 2023-24 Q3 reports  
10:55 a.m. Break  
11:05 a.m. Discussion: Regional housing funding process update  
11:55 a.m. Next steps  
12:00 p.m. Adjourn



## Supportive Housing Services Oversight Committee Meeting Summary

Meeting: Supportive Housing Services (SHS) Oversight Committee Meeting  
Date: May 20, 2024  
Time: 9:30 a.m. to 12:00 p.m.  
Place: Virtual meeting (Zoom)  
Purpose: Metro tax collection and disbursement and FY25 budget update; discussion on county work plans for fiscal year 2024-25; and discussion on the regional housing funding process.

---

### Member attendees

Jim Bane (he/him), Mitch Chilcott (he/him), Co-chair Susan Emmons (she/her), Cara Hash (she/her), Felicita Montebancho (she/her), Peter Rosenblatt (he/him), Mike Savara (he/him), Co-Chair Dr. Mandrill Taylor (he/him), Dan Fowler (he/him), Jenny Lee (she/her), Jeremiah Rigsby (he/him)

### Absent members

Margarita Solis Ruiz (she/her), Becky Wilkinson (she/her), Carter MacNichol (he/him)

### Elected delegates

Multnomah County Chair Jessica Vega Pederson (she/her), Washington County Chair Kathryn Harrington (she/her)

### Absent elected delegates

Clackamas County Chair Tootie Smith (she/her), City of Portland Mayor Ted Wheeler (he/him), Metro Councilor Christine Lewis (she/her)

### Metro

Yesenia Delgado (she/her), Breanna Hudson (she/her), Patricia Rojas (she/her), Yvette Perez-Chavez (she/her)

### Kearns & West Facilitator

Ben Duncan (he/him)

### Welcome and Introductions

Co-chairs Dr. Mandrill Taylor and Susan Emmons provided welcoming remarks.

Ben Duncan, Kearns & West, facilitated introductions and reviewed the meeting agenda.

Yesenia Delgado, Metro, introduced herself and shared that Becky Wilkinson and Eugene Lewis will no longer be serving on the SHS Oversight Committee and that Metro is recruiting for the two seats.

Patricia Rojas, Metro, informed the group that the Metro housing department has added three new positions that will be supporting the SHS work.

The SHS Oversight Committee unanimously approved the February 12, February 25, March 25, and April 22 SHS Oversight Committee meeting minutes.



## Supportive Housing Services Oversight Committee Meeting Summary

Peter Rosenblatt asked the project team to include a call out for decisions in future meeting minutes.

### Conflict of Interest Declaration

Dan Fowler declared he is Chair of the Homeless Solutions Coalition of Clackamas County which receives SHS funding.

Peter Rosenblatt declared that he works at Northwest Housing Alternatives which receives SHS funding.

Jenny Lee declared that she works at Coalition of Communities of Color which has a contract with Metro.

Mike Savara shared that he is on the Board of Directors for the Washington Housing Authority.

### Public Comment

Savana J. shared that they represent Portland State University students and summarized their experience working with the houseless community. They acknowledged the high rates of staff burnout in housing assistance programs. They shared that housing assistance facilitators have indicated a lack support to do their jobs and asked that the committee involve their perspectives in decision making.

Shaun Ireland shared that his organization provides service support and that they are commenting on noise abatement. They informed the group that eviction prevention and litigation fall on the shoulders of case managers and that multi-unit properties are experiencing noise abatement issues. They asked the group to consider the noise abatement issue during discussions.

### Update: Metro tax collection and disbursement and FY25 budget

Rachel Lembo, Metro, shared that she will provide an overview of the monthly tax collection and disbursement update and shared that Metro is still collecting taxes for FY 2024 and that Metro is on track to collect the expected returns.

She shared an update on the FY 2025 budget and that an updated budget report is included in the meeting packet which includes actuals for FY 2024, forecasts for FY 2025 and the budget for FY 2025. She shared questions and answers that Carter MacNichol asked her to share with the Committee.

Peter Rosenblatt asked for clarification on the tax collection report charts.

*Rachel Lembo, Metro, clarified the connections between the charts and shared that the colors do not have significance.*

Peter Rosenblatt suggested that the charts include the full dollar amount on the charts moving forward.

### Presentation and Discussion: FY 2025 Draft County Work Plans

Yesenia Delgado, Metro, introduced the topic and shared that the county work plans are an annual SHS requirement due by April 1. She shared that Metro distributed the updated work plan template to the counties for their reports.

Breanna Flores, Multnomah County, shared that the work plans are drafts and pending the budget being finalized. She shared an updated timeline and noted that the program is entering FY 2025 and that the focus will be on evaluating and refining the program. She shared an update on the FY 2025

## Supportive Housing Services Oversight Committee Meeting Summary

program goals and noted that an additional update will be included in Multnomah County's annual report.

Peter Rosenblatt requested that Metro send slides in advance when possible.

Adam Brown, Clackamas County, shared the SHS expenditure forecast graph and detailed the path toward reaching 100% funding commitment.

Peter Rosenblatt asked for clarification on the SHS expenditure forecast chart.

*Adam Brown, Clackamas County, clarified that the program will be fully built when the red and purple lines meet in FY 25-26. He added that the anticipated timeline will be earlier.*

Peter Rosenblatt asked how shifting SHS money to affordable housing development could affect the timeline.

*Adam Brown, Clackamas County, shared that policy changes would impact the counties current investments.*

Adam Brown, Clackamas County, shared an update on investments funded with carryover funds and included examples.

Nicole Stingh, Washington County, shared an update on regional themes, system improvements for the Washington County draft work plan, and strategies for advancing the counties equity goals. She provided an overview of strategies Washington County will be implementing to meet metric targets for capacity and people.

Cristal Otero, Multnomah County, shared an update on the county's draft work plan and shared that the county is scaling up and maintaining programming with SHS funds. She shared an overview of emerging themes and the total number of housing placements, emergency shelter beds, outreach, and other services.

Adam Brown, Clackamas County, shared an update of goals identified for FY 24-25. He noted that the next steps for Clackamas County include a focus on system improvement.

Dominique Donaho, Clackamas County, shared an update on the FY 24-25 racial equity and system capacity building strategies included in the Clackamas County draft work plan.

Adam Brown, Clackamas County, provided an overview of upcoming Clackamas County projects and shared that the County is collecting feedback on their draft plan, making changes, and submitting the final work plan to Metro following budget approvals.

Co-chair Dr. Mandrill Taylor shared his appreciation for the focus on wage equity and asked whether there is a plan to focus on additional training or technical assistant support.

*Dominique Donaho, Clackamas County, shared that the pay equity analysis looks at culturally specific service providers vs non culturally specific service providers, and position. She shared that the county understands that different positions require different trainings, and that part of their analysis includes asking what providers need to serve their populations. She shared that as a next step they will be looking into specific trainings.*

*Adam Brown, Clackamas County, shared that there are contracts with six technical assistant organizations to provide support as needed and that the county is encouraging coordination.*

## Supportive Housing Services Oversight Committee Meeting Summary

Felicita Monteblanco shared her appreciation for the work and asked what Clackamas County will do when they see a difference in pay between culturally specific providers and other groups.

*Adam Brown, Clackamas County, gave an example of a culturally specific organization's contract and shared that the County found that the proposed wages were too low and worked with the organization to make adjustments at the outset.*

Co-chair Susan Emmons asked Multnomah County to provide clarity on the low number of RLRA vouchers.

*Breanna Flores, Multnomah County, shared that the team is working to balance other funds including RLRA and SHS affordable housing units.*

*Cristal Otero, Multnomah County, shared that in the Q2 report Multnomah County shared the number of RLRA vouchers which included 75% for Population A and 25% for Population B. She shared that both will be increased and that the report will clarify those details. She shared that the permanent supportive housing (PSH) goal for the year will include an additional 135 vouchers.*

Co-chair Susan Emmons shared that she will follow-up with comments.

Peter Rosenblatt noted that Clackamas County doesn't share a funding rationale and suggested the formation of a system wide approach to improve clarity. Peter requested that the counties present numbers in context. He shared that the Clackamas County Local Implementation Plan (LIP) was developed as a one-year plan and is still referenced today. He requested more information about how the LIPs get created and any corresponding community engagement. He noted that SHS is not the only funding and requested that other funding sources be included at some point.

Co-chair Dr. Mandrill Taylor shared that there is \$9.5 million for shelter expansion and asked whether the JOHS has done a financial feasibility analysis to see if the long-term LIP PSH goals are met and requested that any data be shared with the committee.

*Breanna Flores, Multnomah County, shared that she will check with the financial team. She shared that Multnomah County is on track to be able to support the units committed to in the LIP.*

*Cristal Otero, Multnomah County, added that next steps depend on policy discussions and noted that increased shelter capacity is a community need. She shared that there may be other funding sources that can be leveraged.*

Yesenia Delgado, Metro, shared that next steps are contingent on the approval of the FY 25 budgets and that the committee's feedback will be included as the counties continue refinements on their work plans.

### Discussion: Regional Housing Process Funding Update

Co-Chair Dr. Mandrill Taylor introduced Marissa Madrigal, Metro's Chief Operating Officer.

Marissa Madrigal, Metro, shared that Metro Council directed staff to explore the concept of using unanticipated revenue from the SHS program to fund affordable housing creation. She noted that the Stakeholder Advisory Table (SAT) is one of several channels of input and summarized the feedback shared by the group, noting that the SAT was not tasked with reaching consensus. She shared that the group expressed consistent alignment regarding the following:

- Core population focus

## Supportive Housing Services Oversight Committee Meeting Summary

- Supporting flexibility, maintaining commitments
- Cautious approach to tax changes
- Hunger for collaboration, and accountability

Marissa shared an overview of community and partner engagement opportunities and noted that community members shared increased support for serving those with the greatest need. She noted the community engagement that was incorporated into the bond funded projects and shared that Metro partnered with the Coalition of Communities of Color to hold listening sessions with community members. She shared an update on early findings from the Coalition's engagement including the following:

- Recognizing the services housing link
- Focus on populations with greatest need
- A spectrum of housing investments
- Welcoming culturally responsive stable communities
- Eagerness to engage directly

Marissa shared an update on regional committee input and noted that Metro will continue to engage closely with committee members to collect feedback and perspectives. She shared an update on public partner engagement and noted that she presented to city managers around the region in April and has met with program staff and county partners.

She shared an update on Metro's investment and revenue analysis and noted that Metro has sought to prioritize investment types identified by stakeholders and to elevate the voices of practitioners working directly with the community experiencing homelessness or housing instability. She shared that Metro reported that affordable housing developers need flexibility in spending, improved coordination with agencies that provide funding, and the need for financing in the predevelopment phase.

She shared that she would issue a recommendation to Metro Council during the summer of 2024 and offered to attend the June SHS Oversight Committee meeting to discuss updates to the recommendation.

Marissa highlighted the following areas of alignment from all the input received:

- Centering deepest housing needs and impacts
- Flexibility to create affordable housing along with maintaining commitments to services
- Addressing the funding sunset - long term certainty for providers and community

She shared the following next steps for finalizing details of a recommendation to Metro Council:

- Revenue allocation for housing and services
  - Ensuring stability, addressing urgency
- Future housing investments
  - Prioritizing need and deliverable results
- Oversight and implementation structure
  - Clarity, flexibility, accountability

She shared the following discussion questions for Committee consideration:

- What is important to consider as Metro, counties and other partners continue conversations to inform a recommendation?
- What questions do you have about the process or preliminary findings?

## Supportive Housing Services Oversight Committee Meeting Summary

### Discussion

Felicita Monteblanco shared that she struggles with the idea of diverting funds and that as an overarching theme the Committee has heard that the counties know how to spend their money and that there are no excess funds. She asked for clarification around the lack of viable funding paths.

*Marissa Madrigal, Metro, shared that there is a lack of trust in government and that polling has indicated that reupping the bond funding is not a viable option. She shared that polling for using existing resources to fund affordable housing is a popular concept. She shared that extending the sunset has been met with limited support and added that if you expand the uses to include affordable housing the support for extending the sunset goes up. She shared that there is not enough money in the program to build mass housing, but that this approach would extend the SHS program and include funding for affordable housing production.*

Felicita Monteblanco shared that community groups would be interested in doing polling and that a comms plan has been suggested several times over the last two years.

Peter Rosenblatt shared that providers are negotiating the full second year contract for SHS and that not enough progress has been made to discuss diverting funding. He asked for details on how much funding will be diverted and how diversion would impact SHS and new build construction. He shared that funds should not be diverted and noted that if they are they should be diverted from new projects and not existing projects.

*Marissa Madrigal, Metro, shared that details are being discussed with the county partners and that expanded flexibility is still being defined. She noted the need for the SHS program, and that funding is limited, and is needed for affordable units as well as deeply affordable units. She shared that Metro needs to be creative in using its resources.*

Mitch Chilcott shared that he will follow-up with Marissa Madrigal on polling to the community.

Mike Savara shared that SHS focuses on people experiencing chronic homelessness and his interest in maintaining that focus. He shared that the goals for the measure are different than the Metro affordable housing bond and that the original intent of the voters should be maintained. He shared that the counties are not building towards the funding projections, but rather the real reported numbers. He shared that if this decision were to move forward, planned housing may change. He shared that the conversation should be focused on excess funds and that cuts to services should be avoided.

*Marissa Madrigal, Metro, shared that one of the process values is stability and that Metro will prioritize stability for providers. She added that the focus will be on Population A and Population B. She shared that she will likely not go outside those bounds with her recommendation and that the priority will be to work with the counties to understand what will work with them.*

Peter Rosenblatt shared that without understanding the details of the proposal there is concern on behalf of the audience.

*Marissa reiterated that the details are under development with the counties.*

Co-chair Susan Emmons asked whether the situation for management companies and the effects of any changes are being discussed. She shared that management companies are declining applications and asked whether that issue is being discussed.



## Supportive Housing Services Oversight Committee Meeting Summary

*Marissa Madrigal, Metro, shared that she has heard similar comments.*

*Patricia Rojas, Metro, shared that there are different systems and that PSH has been attempting to connect the resources. She shared that Metro is working to be intentional about connecting the resources proactively.*

Jim Bane shared his appreciation for the work. He shared that there is an assumption that expenditures will stay the same but noted that adding housing may reduce the trajectory of expenses overtime.

Jenny Lee acknowledged the difficulty of not understanding the details.

Co-chair Dr. Mandrill Taylor shared that a lot of the Committee's comments came up at the SAT. He shared that there is ambiguity, but that this direct engagement is helpful to begin that process.

Mike Savara asked for details on oversight and accountability.

*Marissa Madrigal, Metro, shared interest in a future conversation on oversight and accountability. She noted that there is some ambiguity in the current system that needs to be addressed regardless of the future approach.*

Marissa Madrigal, Metro, thanked the group for their time and questions. She shared that she looks forward to continuing the conversation.

### Next Steps

Yesenia Delgado, Metro, shared that the tri-county planning body team came last meeting to provide the landlord recruitment and retention update and that the Metro team will follow-up on the topic at a future meeting.

Next steps include:

- Metro to consider restructuring meeting minutes to include decision callouts.
- Metro to consider including full dollar amounts on the tax collection report charts.
- Metro to send slides as early as possible.
- Counties to consider presenting outcome numbers in context of their LIPs.
- Counties and Metro to share any data related to long-term LIP PSH goals.
- Marissa Madrigal, Metro, to attend the June Committee meeting to discuss updates to her recommendation to Metro Council.
- Co-chair Susan Emmons and Mitch Chilcott to follow-up with staff to share additional comments.
- Next meeting: Monday, June 24<sup>th</sup> 9:30am-12:00pm

### Adjourn

Adjourned at 12:00 pm.



# Metro respects civil rights

Metro fully complies with Title VI of the Civil Rights Act of 1964 and related statutes that ban discrimination. If any person believes they have been discriminated against regarding the receipt of benefits or services because of race, color, national origin, sex, age or disability, they have the right to file a complaint with Metro. For information on Metro's civil rights program, or to obtain a discrimination complaint form, visit [www.oregonmetro.gov/civilrights](http://www.oregonmetro.gov/civilrights) or call 503-797-1536. Metro provides services or accommodations upon request to persons with disabilities and people who need an interpreter at public meetings. If you need a sign language interpreter, communication aid or language assistance, call 503-797-1700 or TDD/TTY 503-797-1804 (8 a.m. to 5 p.m. weekdays) 5 business days before the meeting. All Metro meetings are wheelchair accessible. For up-to-date public transportation information, visit TriMet's website at [www.trimet.org](http://www.trimet.org).

## Thông báo về sự Metro không kỳ thị của

Metro tôn trọng dân quyền. Muốn biết thêm thông tin về chương trình dân quyền của Metro, hoặc muốn lấy đơn khiếu nại về sự kỳ thị, xin xem trong [www.oregonmetro.gov/civilrights](http://www.oregonmetro.gov/civilrights). Nếu quý vị cần thông dịch viên ra dấu bằng tay, trợ giúp về tiếp xúc hay ngôn ngữ, xin gọi số 503-797-1700 (từ 8 giờ sáng đến 5 giờ chiều vào những ngày thường) trước buổi họp 5 ngày làm việc.

## Повідомлення Metro про заборону дискримінації

Metro з повагою ставиться до громадянських прав. Для отримання інформації про програму Metro із захисту громадянських прав або форми скарги про дискримінацію відвідайте сайт [www.oregonmetro.gov/civilrights](http://www.oregonmetro.gov/civilrights). або Якщо вам потрібен перекладач на зборах, для задоволення вашого запиту зателефонуйте за номером 503-797-1700 з 8.00 до 17.00 у робочі дні за п'ять робочих днів до зборів.

## Metro 的不歧視公告

尊重民權。欲瞭解Metro民權計畫的詳情，或獲取歧視投訴表，請瀏覽網站 [www.oregonmetro.gov/civilrights](http://www.oregonmetro.gov/civilrights)。如果您需要口譯方可參加公共會議，請在會議召開前5個營業日撥打503-797-1700（工作日上午8點至下午5點），以便我們滿足您的要求。

## Ogeysiiska takooris la'aanta ee Metro

Metro waxay ixtiraamtaa xuquuqda madaniga. Si aad u heshid macluumaad ku saabsan barnaamijka xuquuqda madaniga ee Metro, ama aad u heshid warqadda ka cabashada takoorista, booqo [www.oregonmetro.gov/civilrights](http://www.oregonmetro.gov/civilrights). Haddii aad u baahan tahay turjubaan si aad uga qaybqaadatid kullanka dadweynaha, wac 503-797-1700 (8 galka hore illaa 5 galka dambe maalmaha shaqada) shan maalmaha shaqo ka hor kullanka si loo tixgaliyo codsashadaada.

## Metro의 차별 금지 관련 통지서

Metro의 시민권 프로그램에 대한 정보 또는 차별 항의서 양식을 얻으려면, 또는 차별에 대한 불만을 신고 할 수 [www.oregonmetro.gov/civilrights](http://www.oregonmetro.gov/civilrights). 당신의 언어 지원이 필요한 경우, 회의에 앞서 5 영업일 (오후 5시 주중에 오전 8시) 503-797-1700를 호출합니다.

## Metro의差別禁止通知

Metroでは公民権を尊重しています。Metroの公民権プログラムに関する情報について、または差別苦情フォームを入手するには、[www.oregonmetro.gov/civilrights](http://www.oregonmetro.gov/civilrights)。までお電話ください。公開会議で言語通訳を必要とされる方は、Metroがご要請に対応できるよう、公開会議の5営業日前までに503-797-1700（平日午前8時～午後5時）までお電話ください。

## សេចក្តីជូនដំណឹងអំពីការមិនរើសអើងរបស់ Metro

ការគោរពសិទ្ធិពលរដ្ឋរបស់ ។ សំរាប់ព័ត៌មានអំពីកម្មវិធីសិទ្ធិពលរដ្ឋរបស់ Metro ឬដើម្បីទទួលបានកម្មប្រតិបត្តិការរើសអើងសម្រាប់សេចក្តីណែនាំ [www.oregonmetro.gov/civilrights](http://www.oregonmetro.gov/civilrights)។ បើលោកអ្នកត្រូវការអ្នកបកប្រែភាសានៅពេលអង្គប្រជុំសាធារណៈ សូមទូរស័ព្ទមកលេខ 503-797-1700 (ម៉ោង 8 ព្រឹកដល់ម៉ោង 5 ល្ងាច ថ្ងៃធ្វើការ) ប្រាំពីរថ្ងៃ មុនថ្ងៃប្រជុំដើម្បីអាចឲ្យគេសម្រួលតាមសំណើរបស់លោកអ្នក ។

## إشعار بعدم التمييز من Metro

تحتزم Metro الحقوق المدنية. للمزيد من المعلومات حول برنامج Metro للحقوق المدنية أو لإيداع شكوى ضد التمييز، يُرجى زيارة الموقع الإلكتروني [www.oregonmetro.gov/civilrights](http://www.oregonmetro.gov/civilrights). إن كنت بحاجة إلى مساعدة في اللغة، يجب عليك الاتصال مقدماً برقم الهاتف 503-797-1700 (من الساعة 8 صباحاً حتى الساعة 5 مساءً، أيام الاثنين إلى الجمعة) قبل خمسة (5) أيام عمل من موعد الاجتماع.

## Paunawa ng Metro sa kawalan ng diskriminasyon

Iginagalang ng Metro ang mga karapatang sibil. Para sa impormasyon tungkol sa programa ng Metro sa mga karapatang sibil, o upang makakuha ng porma ng reklamo sa diskriminasyon, bisitahin ang [www.oregonmetro.gov/civilrights](http://www.oregonmetro.gov/civilrights). Kung kailangan ninyo ng interpreter ng wika sa isang pampublikong pulong, tumawag sa 503-797-1700 (8 a.m. hanggang 5 p.m. Lunes hanggang Biyernes) lima araw ng trabaho bago ang pulong upang mapagbigyan ang inyong kahilingan.

## Notificación de no discriminación de Metro

Metro respeta los derechos civiles. Para obtener información sobre el programa de derechos civiles de Metro o para obtener un formulario de reclamo por discriminación, ingrese a [www.oregonmetro.gov/civilrights](http://www.oregonmetro.gov/civilrights). Si necesita asistencia con el idioma, llame al 503-797-1700 (de 8:00 a. m. a 5:00 p. m. los días de semana) 5 días laborales antes de la asamblea.

## Уведомление о недопущении дискриминации от Metro

Metro уважает гражданские права. Узнать о программе Metro по соблюдению гражданских прав и получить форму жалобы о дискриминации можно на веб-сайте [www.oregonmetro.gov/civilrights](http://www.oregonmetro.gov/civilrights). Если вам нужен переводчик на общественном собрании, оставьте свой запрос, позвонив по номеру 503-797-1700 в рабочие дни с 8:00 до 17:00 и за пять рабочих дней до даты собрания.

## Avizul Metro privind nediscriminarea

Metro respectă drepturile civile. Pentru informații cu privire la programul Metro pentru drepturi civile sau pentru a obține un formular de reclamație împotriva discriminării, vizitați [www.oregonmetro.gov/civilrights](http://www.oregonmetro.gov/civilrights). Dacă aveți nevoie de un interpret de limbă la o ședință publică, sunați la 503-797-1700 (între orele 8 și 5, în timpul zilelor lucrătoare) cu cinci zile lucrătoare înainte de ședință, pentru a putea să vă răspunde în mod favorabil la cerere.

## Metro txog kev ntxub ntxaug daim ntawv ceeb toom

Metro tributes cai. Rau cov lus qhia txog Metro txog cai kev pab, los yog kom sau ib daim ntawv tsis txaus siab, mus saib [www.oregonmetro.gov/civilrights](http://www.oregonmetro.gov/civilrights). Yog hais tias koj xav tau lus kev pab, hu rau 503-797-1700 (8 teev sawv ntov txog 5 teev tsaus ntuj weekdays) 5 hnuv ua hauj lwm ua ntej ntawm lub rooj sib tham.

## Supportive housing services – Oversight committee

Overview of role and responsibilities

Last updated: January 2024

### Background

In May 2020, voters in greater Portland approved Measure 26-210 to fund services for people experiencing or at risk of homelessness. The measure also established a “community oversight committee to evaluate and approval local plans, monitor program outcomes and uses of funds.”

The Metro Council established the Regional Oversight Committee on December 17, 2020 by amending Metro Code Chapter 2.19 via Ordinance No. 20-1453. The purpose of the Regional Oversight Committee is to provide independent program oversight on behalf of the Metro Council to ensure that investments achieve regional goals and desired outcomes and to ensure transparency and accountability in Supportive Housing Services Program activities.

### Oversight committee role and responsibilities

Requirement	Source text
<b>Local implementation plans and Regional Plan</b>	
Evaluate and recommend Local Implementation Plans	<b>SHS Work Plan, section 3.4:</b> The committee will be charged with the following duties...A. Evaluate Local Implementation Plans, recommend changes as necessary to achieve program goals and guiding principles, and make recommendations to Metro Council for approval.
Approve Regional Plan developed by the Tri-County Planning Body	<b>Tri-county planning body charter:</b> Develop a Regional Plan for <i>approval by the Regional Oversight Committee</i> that incorporates regional strategies, metrics, and goals as identified in Metro SHS Workplan and the counties’ Local Implementation Plans.
Recommend changes to the Local Implementation Plan to...	
Achieve regional goals and/or to better align the Local Implementation Plan with the Work Plan	<b>SHS work plan, section 5.3:</b> The Regional Oversight Committee will review each Annual Progress Report and may recommend changes to the Local Implementation Plan to achieve regional goals and/or to better align the Local Implementation Plan with the Work Plan.
Align with Regional Plan developed by the Tri-County Planning Body	<b>Intergovernmental Agreement, section 5.2.4:</b> Within one year of the adoption of the Tri-County Plan, and as needed thereafter, Partner will bring forward any necessary amendments to its Local Implementation Plan that incorporate relevant regional goals, strategies, and outcomes measures. The ROC will review the amendments and recommend approval or denial of the Plan amendments to the Metro Council
Address a recommendation or a significant change in circumstances impacting homelessness in the Region	<b>Intergovernmental Agreement, section 5.2.3:</b> Within 60 days of the date that Partner presents its Annual Program Report to Metro Council, Metro or the ROC may, in consultation with the other, request that Partner amend its Local Implementation Plan based on one or more ROC recommendations or a significant change in circumstances impacting homelessness in the Region.

Requirement	Source text
<b>Annual reporting and work plans</b>	
Review county annual work plans	<b>Intergovernmental Agreement, section 5.3:</b> Beginning in FY 2022-23, Partner must annually submit an Annual Work Plan to Metro and the ROC for their review on or before April 1 for the subsequent Fiscal Year.
Accept and review annual reports for consistency with approved Local Implementation Plans and regional goals	<b>SHS work plan, section 3.4:</b> The committee will be charged with the following duties:...B. Accept and review annual reports for consistency with approved Local Implementation Plans and regional goals.
Provide annual reports and presentations to Metro Council and Clackamas, Multnomah and Washington County Boards of Commissioners assessing performance, challenges and outcomes	<b>SHS work plan, section 3.4:</b> The committee will be charged with the following duties:...D. Provide annual reports and presentations to Metro Council and Clackamas, Multnomah and Washington County Boards of Commissioners assessing performance, challenges and outcomes.
<b>Fiscal oversight</b>	
Monitor financial aspects of program administration, including review of program expenditures, including...	<b>SHS work plan, section 3.4:</b> The committee will be charged with the following duties:...C. Monitor financial aspects of program administration, including review of program expenditures.
Review of Metro budgeting and administrative costs	<b>Intergovernmental Agreement, section 5.4.1:</b> At least annually, Metro will prepare a written budget for its SHS program that details its use of Income Taxes and its Administrative Expenses and will present its SHS budget to the ROC [Regional Oversight Committee]. The ROC will consider whether Metro's SHS budget, its collection costs, and its Administrative Expenses could or should be reduced or increased. The ROC may recommend to the Metro Council how Metro can best limit its collection and Administrative Expenses in the following Fiscal Year.
Review 5-year forecast	<b>Intergovernmental Agreement, section 7.2.1.1:</b> Metro's CFO, in consultation with the FRT, must prepare a five-year revenue forecast to support the Counties in developing their annual budgets and revising current year estimates as needed. The forecast will evaluate Income Taxes collection activity, SHS program expenditure activity, cash flows, adequacy of funds in Stabilization Reserves, economic factors impacting tax collections, and the overall financial health of the SHS program. Metro will provide these forecasts to the ROC and TCPB by the first business day in December, and provide timely updates of those projections, as available.
Annual review and consideration of whether the recommended administrative costs should be reduced or increased (Metro)	<b>SHS work plan, section 5.3:</b> As part of the annual review process, the Regional Oversight Committee will evaluate tax collection and administrative costs incurred by Metro, Local Implementation Partners and service providers and consider if any costs should be reduced or increased. The committee will present any such recommendations to the Metro Council.
Annual review and consideration of whether the recommended administrative costs should be reduced or increased (counties)	
Annual review and consideration of whether the recommended	



600 NE Grand Ave.  
 Portland, OR 97232-2736  
 oregonmetro.gov

Requirement	Source text
administrative costs should be reduced or increased (service providers)	
Evaluate tax collection and administrative costs incurred by Metro, Local Implementation Partners	
<b>Other</b>	
Provide input on corrective action plans before Metro requires them of counties	<b>Intergovernmental Agreements, section 6.3.5:</b> after appropriate notice and opportunity to remedy identified concerns, Metro reasonably determines that Partner is not adhering to the terms of its Plan, current Annual Work Plan or Annual Program Budget, or current spend-down plan, then Metro may, with input from the ROC and from Partner, require Partner to develop a Corrective Action Plan.

## **Supportive housing services regional oversight committee**

### **Meeting guidelines**

Arrive on time and prepared.

Share the air – only one person will speak at a time, and we will allow others to speak once before we speak twice.

Express our own views or those of our constituents; don't speak for others at the table.

Listen carefully and keep an open mind.

Respect the views and opinions of others, and refrain from personal attacks, both within and outside of meetings.

Avoid side conversations.

Focus questions and comments on the subject at hand and stick to the agenda.

When discussing the past, link the past to the current discussion constructively.

Seek to find common ground with each other and consider the needs and concerns of the local community and the larger region.

Turn off or put cell phones on silent mode. Focus on full engagement in the meeting, and refrain from conducting other work during meetings as much as possible.

Notify committee chairperson and Metro staff of any media inquiries and refer requests for official statements or viewpoints to Metro. Committee members will not speak to media on behalf of the committee or Metro, but rather only on their own behalf.

## **Group agreements**

We aren't looking for perfection.

WAIT: why am I talking / why aren't I talking.

You are the author of your own story.

Impact vs intention: Intention is important, but we attend to impact first.

BIPOC folks or folks with targeted identities often don't / didn't have the privilege to assume best intentions in a white dominant space.

Invited to speak in draft- thought doesn't need to be fully formed.

We are all learners and teachers.

Expertise isn't privileged over lived experience and wisdom.

Liberation and healing are possible.

Expect non-closure.

# Memo

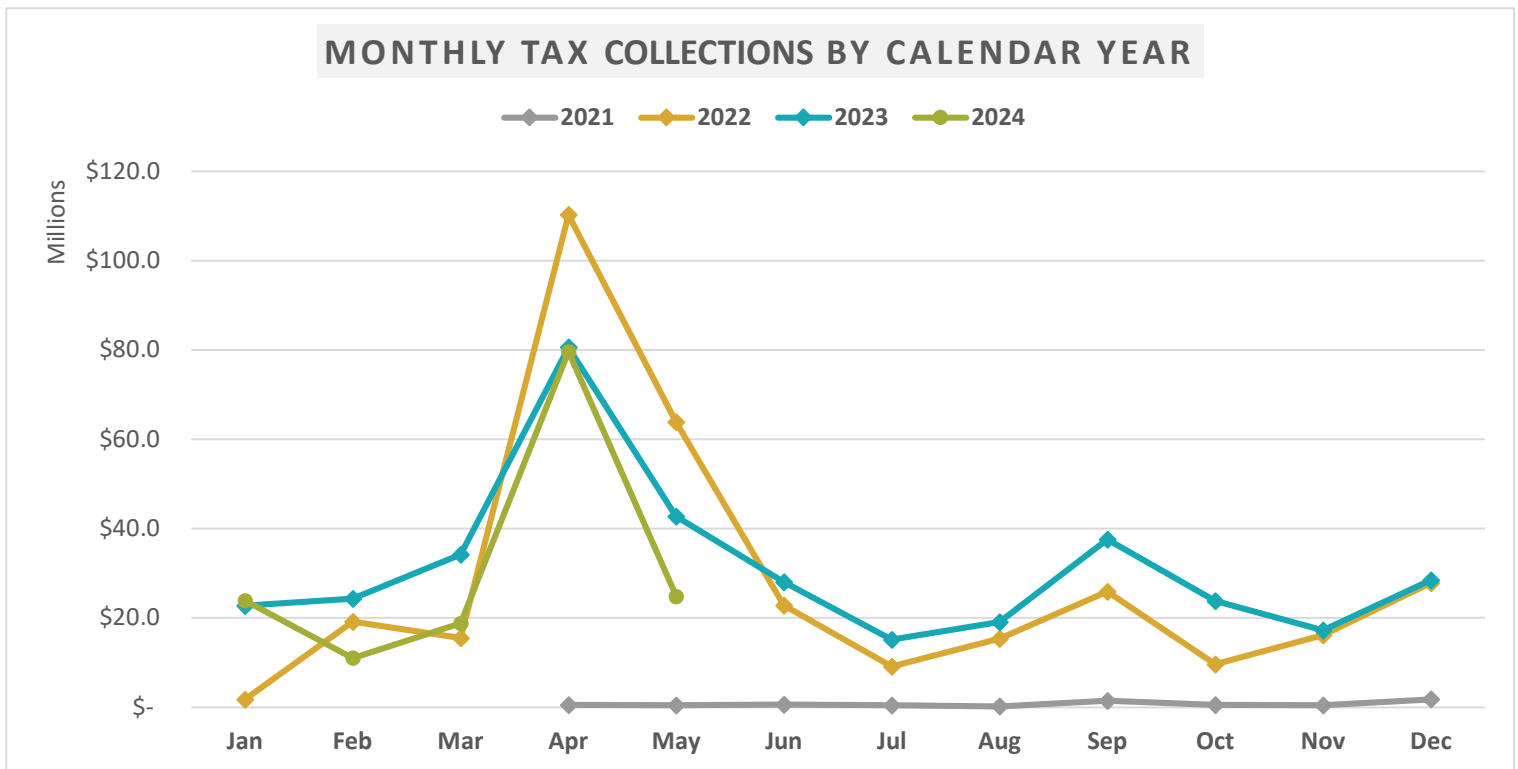
Date: June 14, 2024  
 To: Supportive Housing Services Oversight Committee  
 From: Rachael Lembo, Finance Manager  
 Subject: FY24 Monthly Tax Collection and Disbursement Update

This financial update is designed to provide the information necessary for the SHS Oversight Committee to stay up to date on the latest tax collection and disbursement figures.

May tax collections dipped below prior year trends, moving expectations further below the November forecast. June collections will include quarterly estimated payments, which may or may not boost collections at the end of the fiscal year. The chart below illustrates the dynamic nature of this revenue source and how quickly trends can shift.

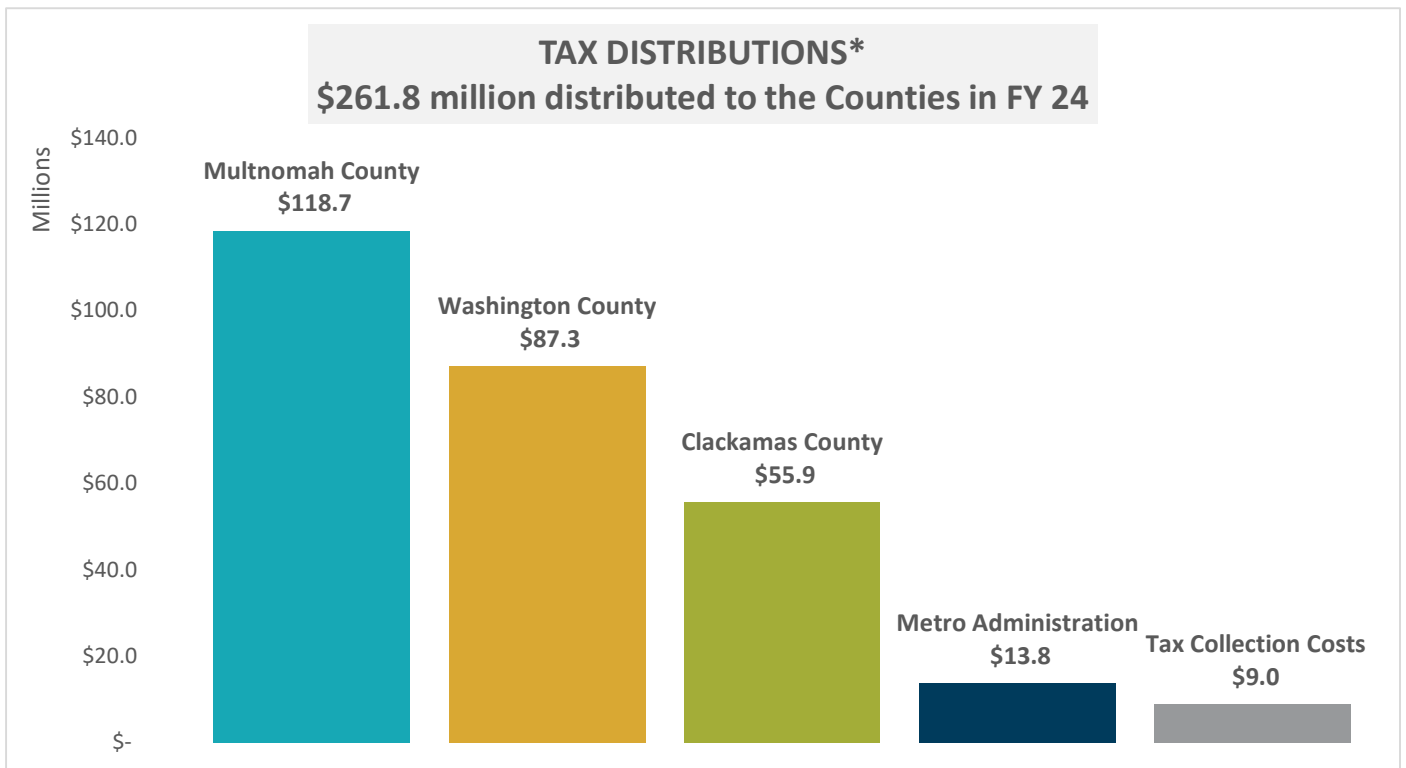
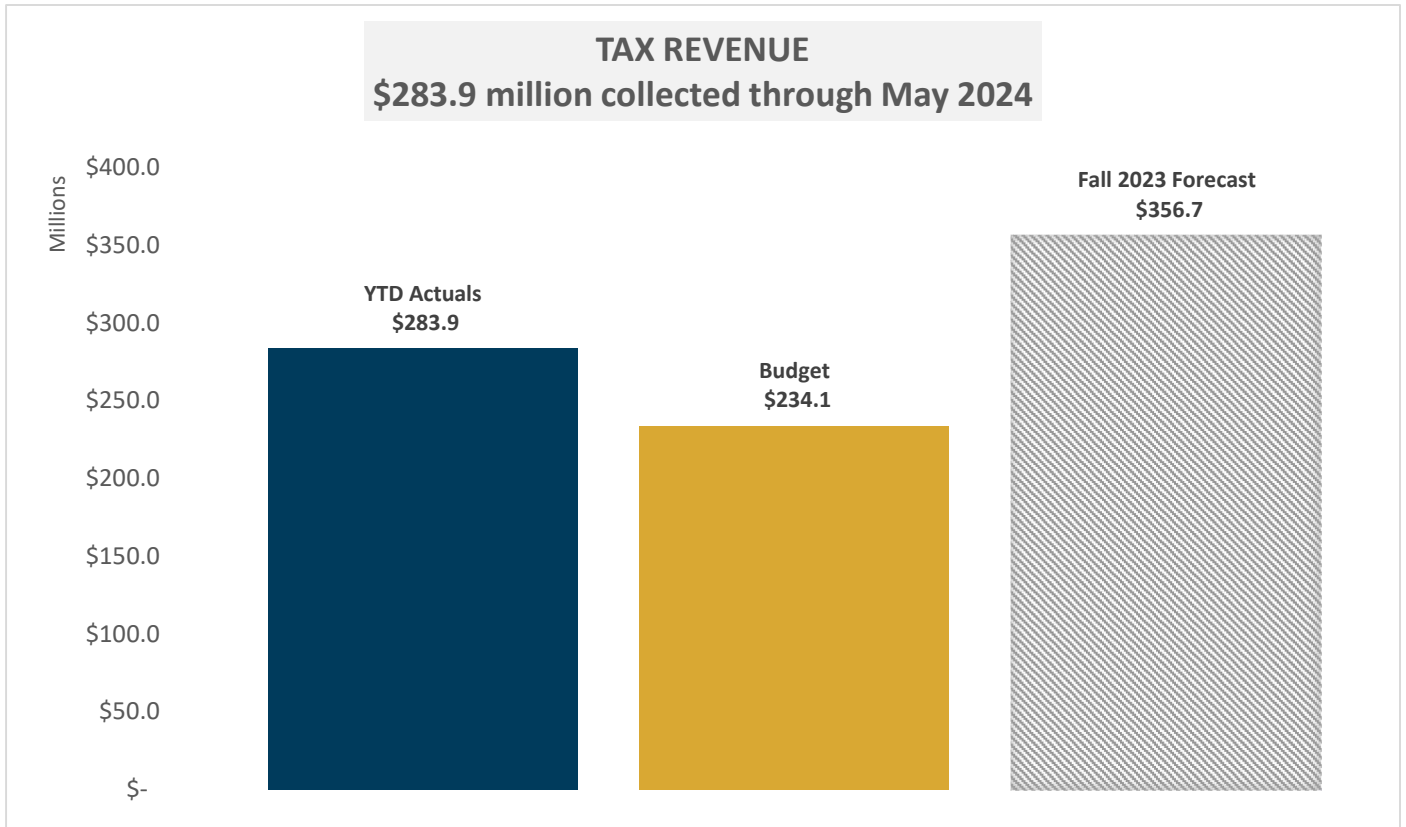
## Tax Collections

Monthly tax payments made to the tax administrator are shown below.



## Tax Revenue and Disbursement Summary

FY24 tax revenue and the disbursement of that revenue is shown below. This includes collections by the tax administrator through May 2024.



\*An additional \$643,762 in tax administrator interest revenue has been collected in FY 24, which is included in the distributions.



**CORRECTIVE ACTION PLAN: MULT 23-01**  
**COUNTY SPENDING REQUIREMENTS AND TIMELINES**

**PLAN VERSION: March 19, 2024**

**FINANCIAL REPORTING THROUGH: April 30, 2024**

<b>PROGRESS TOWARDS GOALS</b>	
<b>On Track</b>	Corrective Action is expected to spend funding as described in the monthly spend-down plan and be complete by the end of the timeline period.
<b>At Risk</b>	Corrective Action is not spending funding as described in the monthly spend-down plan and/or will not be complete by the end of the timeline period. County to provide explanation to Metro of the variance from the spend-down plan and revised action plan.
<b>Complete</b>	Corrective Action is complete (95% spent).

#	CORRECTIVE ACTION  <i>*area of focus / service type</i>  <i>*list partners (service providers, other gov't, etc.)</i>  <i>*align with LIP</i>	INVESTMENT AMOUNT  <i>*The amounts in this column total FY23 estimated underspend of \$71,754,577</i>	PLANNING AND SPENDING METRICS  <i>*pre-spending planning milestones and spend-down plan</i>	PROJECT DESCRIPTION & ASSOCIATED GOAL AND METRICS  <i>*align with MC Annual Work Plan</i>	TIMELINE	STATUS
1	<b>Temporary Alternative Shelter Sites (TASS)</b>  1. Shelter Expansion 2. City of Portland 3. TASS capital needs	\$4,684,756	Full amount allocated to the City of Portland via signed IGA and contract executed by Q1 FY24.	Purchase 140 pods + RV/vehicle for two sites. This provides a capital investment towards the development of two shelter sites serving 200+ people opening in FY24.	Minimum spend of \$4,450,518 by June 2024.	<b>Complete</b> FY24 YTD spending: \$4,684,756 (100%)  The City of Portland received payment in January.
2	<b>Technical Assistance (TA) Provider Support</b>  1. Provider and Program Support 2. JOHS SHS providers 3. TA Provider Support	\$1,750,000	Approved providers will receive payments for the requested TA amounts in July 2023.	JOHS providers current contracts amended to include the additional TA requests that have been submitted.	Minimum spend of \$1,662,500 by August 2023.	<b>Complete</b> FY23 spending: \$1,783,417 (102%)  Providers received payment in FY23 for previously requested technical assistance.
3	<b>Near-Term Strategic Capital Investments</b>	\$500,000	Equipment purchased and received on or before June 30,	Acquire near-term strategic capital investments for Severe	Minimum spend of \$475,000	<b>Complete</b> FY23 spending: \$509,998 (102%)

#	<b>CORRECTIVE ACTION</b>  <i>*area of focus / service type</i>  <i>*list partners (service providers, other gov't, etc.)</i>  <i>*align with LIP</i>	<b>INVESTMENT AMOUNT</b>  <i>*The amounts in this column total FY23 estimated underspend of \$71,754,577</i>	<b>PLANNING AND SPENDING METRICS</b>  <i>*pre-spending planning milestones and spend-down plan</i>	<b>PROJECT DESCRIPTION &amp; ASSOCIATED GOAL AND METRICS</b>  <i>*align with MC Annual Work Plan</i>	<b>TIMELINE</b>	<b>STATUS</b>
	<ol style="list-style-type: none"> <li>1. Provider and Program Support</li> <li>2. No partners involved</li> <li>3. Near-Term Strategic Capital Investments</li> </ol>		2023.	Weather Shelter Supplies.	by June 2023.	Severe weather shelter supplies were purchased and received in FY23.
4	<b>Capacity Building and Organizational Health Grants to contracted service providers</b>  <ol style="list-style-type: none"> <li>1. Provider and Program Support</li> <li>2. JOHS SHS Providers</li> <li>3. Capacity Building and Organizational Health Grants to contracted service providers</li> </ol>	\$10,000,000	Grant awards and payments to SHS providers will be made by the Q3 FY24.	Multnomah County will use this funding to provide capacity building and organizational health grants to JOHS SHS providers. The grants follow a formula approach, and the designated grant period spans from January 1, 2024 - December 31, 2024 July 1, 2023, to June 30, 2024.	Minimum spend of \$9,500,000 by December 2023.	<b>Complete</b> FY24 YTD spending: \$10,000,000 (100%)  Grant awards and payment to 61 service providers (100%) have been completed.

#	<b>CORRECTIVE ACTION</b> <i>*area of focus / service type</i>  <i>*list partners (service providers, other gov't, etc.)</i>  <i>*align with LIP</i>	<b>INVESTMENT AMOUNT</b>  <i>*The amounts in this column total FY23 estimated underspend of \$71,754,577</i>	<b>PLANNING AND SPENDING METRICS</b>  <i>*pre-spending planning milestones and spend-down plan</i>	<b>PROJECT DESCRIPTION &amp; ASSOCIATED GOAL AND METRICS</b>  <i>*align with MC Annual Work Plan</i>	<b>TIMELINE</b>	<b>STATUS</b>
5	<b>Increase FY23 COLA by 2%</b>  1. Provider and Program Support 2. JOHS SHS providers	\$1,500,000	Increase SHS portion of providers contracts by Q4 FY23.	Increase SHS portion of providers contract by 2% in FY23.	Minimum spend of \$1,425,000 by August 2023.	<b>Complete</b> FY23 spending: \$1,442,886 (96%)  40+ JOHS providers received a 2% COLA in FY23.
6	<b>Immediate Response Client and Rent Assistance</b>  1. Provider and Program Support 2. JOHS SHS Providers	\$8,037,314	Q1 FY24: \$0 Q2 FY24: \$2,009,329 Q3 FY24: \$2,009,329 Q4 FY24: \$4,018,657	This program will make client and rent assistance available to JOHS providers for 221 households.	Minimum spend of \$7,635,448 by June 2024.	<b>On Track</b> FY24 YTD spending: \$4,446,450  JOHS has allocated all funds across 18 service providers.
7	<b>Housing Multnomah Now</b>  1. Dedicated Housing Program 2. JOHS Program	\$6,800,000	Q3 FY24: \$1,000,000 Q4 FY24: \$3,800,000  Q1 FY25: \$500,000	HMN will engage 300 individuals who do not have homes and connect them with housing over FY24/FY25. This	Minimum spend of \$4,800,000 by June 2024.	<b>On Track</b> FY24 YTD spending: \$2,077,674  To date we have 102 documented housing

#	<b>CORRECTIVE ACTION</b>  <i>*area of focus / service type</i>  <i>*list partners (service providers, other gov't, etc.)</i>  <i>*align with LIP</i>	<b>INVESTMENT AMOUNT</b>  <i>*The amounts in this column total FY23 estimated underspend of \$71,754,577</i>	<b>PLANNING AND SPENDING METRICS</b>  <i>*pre-spending planning milestones and spend-down plan</i>	<b>PROJECT DESCRIPTION &amp; ASSOCIATED GOAL AND METRICS</b>  <i>*align with MC Annual Work Plan</i>	<b>TIMELINE</b>	<b>STATUS</b>
			Q2 FY25: \$1,500,000	investment includes rent and client assistance, street outreach, housing placement capacity, housing retention, landlord recruitment, etc.		placements. Our providers have identified their full caseload of households that will move towards placement before June 30th.
8	<b>HUD CoC</b>  1. Dedicated Housing Program 2. JOHS SHS Providers	\$3,200,000	Q4 FY24: \$3,200,000	The allocation will support around 800 households in rapid rehousing and permanent supportive housing projects. This will focus on rental subsidies and wrap-around supportive services to support long-term housing stability for participants	Minimum spend of \$3,200,000 by June 2024	<b>On Track</b> FY24 YTD spending: \$161,158

#	CORRECTIVE ACTION  <i>*area of focus / service type</i>  <i>*list partners (service providers, other gov't, etc.)</i>  <i>*align with LIP</i>	INVESTMENT AMOUNT  <i>*The amounts in this column total FY23 estimated underspend of \$71,754,577</i>	PLANNING AND SPENDING METRICS  <i>*pre-spending planning milestones and spend-down plan</i>	PROJECT DESCRIPTION & ASSOCIATED GOAL AND METRICS  <i>*align with MC Annual Work Plan</i>	TIMELINE	STATUS
9	<b>Move-in Multnomah</b>  1. Dedicated Housing Program 2. JOHS Program	\$4,366,530	Q1 FY24: \$218,327 Q2 FY24: \$654,980 Q3 FY24: \$1,309,959 Q4 FY24: \$2,183,265	Move-in Multnomah will arrange for 140 rooms to be leased	Minimum spend of \$4,148,204 by June 2024.	<b>At Risk</b> FY24 YTD spending: \$1,076,372
10	<b>Clean Start</b>  1. Provider and Program Support 2. JOHS Program	\$1,934,005	Executed contract with CCC by Q1 FY24.  Q4 FY24: \$1,934,005	Clean start is a Central City Concern workforce readiness program, it engages people who have experienced homelessness providing them with a path to future work while also supporting community cleanliness.	Minimum spend of \$1,837,305 by June 2024.	<b>On Track</b> FY24 YTD spending: \$588,858
11	<b>Shelter Capital Projects</b>  1. JOHS Program	\$900,000	Q1 FY24: \$0 Q2 FY24: \$0 Q3 FY24:	The amount held for Shelter Capital Projects is to improve	Minimum spend of \$855,000	<b>On Track</b> FY24 YTD spending: \$235,543

#	<b>CORRECTIVE ACTION</b>  <i>*area of focus / service type</i>  <i>*list partners (service providers, other gov't, etc.)</i>  <i>*align with LIP</i>	<b>INVESTMENT AMOUNT</b>  <i>*The amounts in this column total FY23 estimated underspend of \$71,754,577</i>	<b>PLANNING AND SPENDING METRICS</b>  <i>*pre-spending planning milestones and spend-down plan</i>	<b>PROJECT DESCRIPTION &amp; ASSOCIATED GOAL AND METRICS</b>  <i>*align with MC Annual Work Plan</i>	<b>TIMELINE</b>	<b>STATUS</b>
			\$0 Q4 FY24: \$900,000	existing shelters or land that the County owns that will be used for shelters.	by June 2024.	
<b>12</b>	<b>Capital Acquisition</b>  1. Central City Concern	\$2,700,000	Q4 FY24: \$2,700,000	Multnomah County funds (JOHS funds included) will be used in partnership with the Oregon Health Authority, State of Oregon, Central City Concern, and City of Portland for the purchase of a residential alcohol and drug treatment property. The property, located at 16th and E Burnside, will be acquired using the funds. After the purchase, Central City	Minimum spend of \$2,565,000 by June 2024.	<b>On Track</b> FY24 YTD spending: \$0  The contract with CCC has been executed, and payment was May 31st.



#	<b>CORRECTIVE ACTION</b> <i>*area of focus / service type</i>  <i>*list partners (service providers, other gov't, etc.)</i>  <i>*align with LIP</i>	<b>INVESTMENT AMOUNT</b>  <i>*The amounts in this column total FY23 estimated underspend of \$71,754,577</i>	<b>PLANNING AND SPENDING METRICS</b> <i>*pre-spending planning milestones and spend-down plan</i>	<b>PROJECT DESCRIPTION &amp; ASSOCIATED GOAL AND METRICS</b>  <i>*align with MC Annual Work Plan</i>	<b>TIMELINE</b>	<b>STATUS</b>
				Concern intends to provide 40 high acuity Substance Use Disorder (SUD) beds, as well as 20-30 residential treatment supportive housing units.		
<b>13</b>	<b>Program Reserves</b>  1. Doug Fir RLRA Guarantee	\$303,439	Full amount in reserves.	The Doug Fir RLRA Guarantee fully funds the liability associated with the multi-year commitment to fund rent assistance in this affordable project.	\$303,439 to be reflected on Q4 FY23 Report.	<b>Complete</b> FY24 budget reflects \$303,439 in reserves for Doug Fir RLRA Guarantee.
<b>14</b>	<b>Contingency Reserve (SHS IGA § 5.5.4)</b>  1. Contingencies + Stabilization	\$4,809,513	Full amount in contingency.	The amount is aligned with IGA stipulations.	\$4,809,513 to be reflected on Q4	<b>Complete</b> FY24 budget reflects \$4,809,513 in contingency.

#	CORRECTIVE ACTION <i>*area of focus / service type</i>  <i>*list partners (service providers, other gov't, etc.)</i>  <i>*align with LIP</i>	INVESTMENT AMOUNT  <i>*The amounts in this column total FY23 estimated underspend of \$71,754,577</i>	PLANNING AND SPENDING METRICS  <i>*pre-spending planning milestones and spend-down plan</i>	PROJECT DESCRIPTION & ASSOCIATED GOAL AND METRICS  <i>*align with MC Annual Work Plan</i>	TIMELINE	STATUS
	1. JOHS Program IGA Reserves				FY23 Report.	
15	<b>Stabilization Reserve</b> (SHS IGA § 5.5.3)  1. Reserves & Contingencies 2. JOHS Program Regional Coordination Implementation Fund	\$9,619,026	Full amount in reserves.	The amount is aligned with IGA stipulations.	\$9,619,026 to be reflected on Q4 FY23 Report.	<b>Complete</b> FY24 budget reflects \$9,619,026 in stabilization reserve.
16	<b>System Access, Assessment &amp; Navigation</b>  1. Provider and Program Support 2. JOHS SHS Providers	\$588,840	Q1 FY24: \$29,442 Q2 FY24: \$88,326 Q3 FY24: \$176,652 Q4 FY24: \$294,420	The program will provide system access, assessment, and navigation of support services needed to make critical homeless services equitably accessible to the	Minimum spend of \$559,398 by June 2024.	<b>On Track</b> FY24 YTD spending: \$354,229  This is an expansion of the multi-agency navigation team collaborative that began in FY 22.

#	<b>CORRECTIVE ACTION</b> <i>*area of focus / service type</i>  <i>*list partners (service providers, other gov't, etc.)</i>  <i>*align with LIP</i>	<b>INVESTMENT AMOUNT</b>  <i>*The amounts in this column total FY23 estimated underspend of \$71,754,577</i>	<b>PLANNING AND SPENDING METRICS</b> <i>*pre-spending planning milestones and spend-down plan</i>	<b>PROJECT DESCRIPTION &amp; ASSOCIATED GOAL AND METRICS</b>  <i>*align with MC Annual Work Plan</i>	<b>TIMELINE</b>	<b>STATUS</b>
				diverse communities experiencing homelessness. By June 30, 2024, the goal is to assist with referral information for 100 shelter and housing service requests received.		
<b>17</b>	<b>Supportive Housing -- Countywide Coordination</b>  1. Provider and Program Support 2. MultCo Dept	\$202,669	Q1 FY24: \$10,133 Q2 FY24: \$30,400 Q3 FY24: \$60,801 Q4 FY24: \$101,335	The program leverages and builds on existing intensive behavioral health programs in the Health Department's Behavioral Health Division that serve this vulnerable population, as well as funding new programming in the Behavioral Health Resource Center (BHRC).	Minimum spend of \$192,536 by June 2024.	<b>Complete</b> FY24 YTD spending: \$205,192  The Health Department's Behavioral Health Division is on track with programming and this supports the coordination of various SHS funded programs.

#	<b>CORRECTIVE ACTION</b> <i>*area of focus / service type</i>  <i>*list partners (service providers, other gov't, etc.)</i>  <i>*align with LIP</i>	<b>INVESTMENT AMOUNT</b>  <i>*The amounts in this column total FY23 estimated underspend of \$71,754,577</i>	<b>PLANNING AND SPENDING METRICS</b> <i>*pre-spending planning milestones and spend-down plan</i>	<b>PROJECT DESCRIPTION &amp; ASSOCIATED GOAL AND METRICS</b>  <i>*align with MC Annual Work Plan</i>	TIMELINE	STATUS
				By June 30, 2024, 7 individuals will either be placed in permanent/retained in housing or staying in motel-based emergency shelter.		

## Corrective Action Plan Metrics & Outcomes Report FY 24 Quarter 3

**Description:** This report demonstrates the progress towards fulfilling outcomes established for the Corrective Action Plan (CAP) items. Please note that for CAP Items listed with an asterisk, outcomes will be provided on a semi-annual basis in alignment with the existing provider reporting schedule (i.e. Q3-Q4 provided in August). Numbers that are italicized below have been updated to reflect the most accurate and current data. Changes have been made retroactively due to a lag in data entry.

### CAP Outcome Questions:

- Are the outcomes provided only for SHS CAP funding? Or is there other leveraged funding we should be contextualizing the outcomes with?
  - In the previous report that captured outcomes from Quarter 1 and Quarter 2, we attempted to draw out CAP specific data however, because many of the CAP investments have been leveraged with other existing funding sources (SHS and non-SHS), we have found the most accurate data is produced when we show the total households touched by the CAP investments rather than attempting to tease out CAP specific outcomes. As shared in the description, we have made adjustments to previously reported numbers to reflect the most updated data.
  
- For item 8, the associated goal in the CAP is 140 rooms to be leased. I'm seeing in the report you provided y'all are tracking households that are supported in the leased rooms, is that correct? Is there an opportunity to serve more than 140 households if there is turnover in the rooms?
  - MiM and Agency Leasing investments are tracked by number of households served/placed rather than the number of rooms leased. Considering each household represents one room, it is fair to say we could serve more than 140 households if there is turnover in rooms.

CAP Item	Outcome	Goal	Q1	Q2	Q3	YTD Total	% of goal
#6 Immediate Response Client and Rent Assistance	Number of households served with client and rent assistance.	221 households	30	143	112	285	129%
#7 Housing Multnomah Now	Number of individuals experiencing houselessness connected to housing	300 individuals served	18	14	33	65	22%
#8 Move-in Multnomah & Agency Leasing	Number of households newly placed and/or retained with a rent guarantee	140 households	60	25	7	92	66%
*#9 Clean Start	Number of individuals participated in employment program	425 individuals	66	60	N/A	N/A	30%
	% of individuals completed employment program	70%	46	24	N/A	N/A	56%
	Number of pounds of waste removed	250,000 pounds	0	13,999	N/A	N/A	6%

CAP Item	Outcome	Goal	Q1	Q2	Q3	YTD Total	% of goal
*#14 System Access, Assessment & Navigation	Number of people outreached/navigated to referral services	100	386	319	N/A	N/A	705% Goal exceeded
	Number individuals moved into transitional housing	N/A	8	4	N/A	N/A	N/A
	Number individuals moved into permanent housing	N/A	8	5	N/A	N/A	N/A
	Number individuals referred to treatment programs	N/A	5	1	N/A	N/A	N/A
#15 Supportive Housing – Countywide Coordination	Number of individuals placed/retained in permanent housing/motel-based emergency shelter	7 individuals	7	1	1	9	129% Goal exceeded





600 NE Grand Ave.  
Portland, OR 97232-2736  
oregonmetro.gov

**Metro - Supportive housing services**  
Quarterly reports by county, FY24 Q3

[Clackamas County](#)

[Multnomah County](#)

[Washington County](#)



Metro



# Metro Regional Supportive Housing Services

*FY24 Q1-Q3 program update*

Metro Council Work Session | June 2024


# Agenda

- Program highlights
- Financial update
- Questions & answers

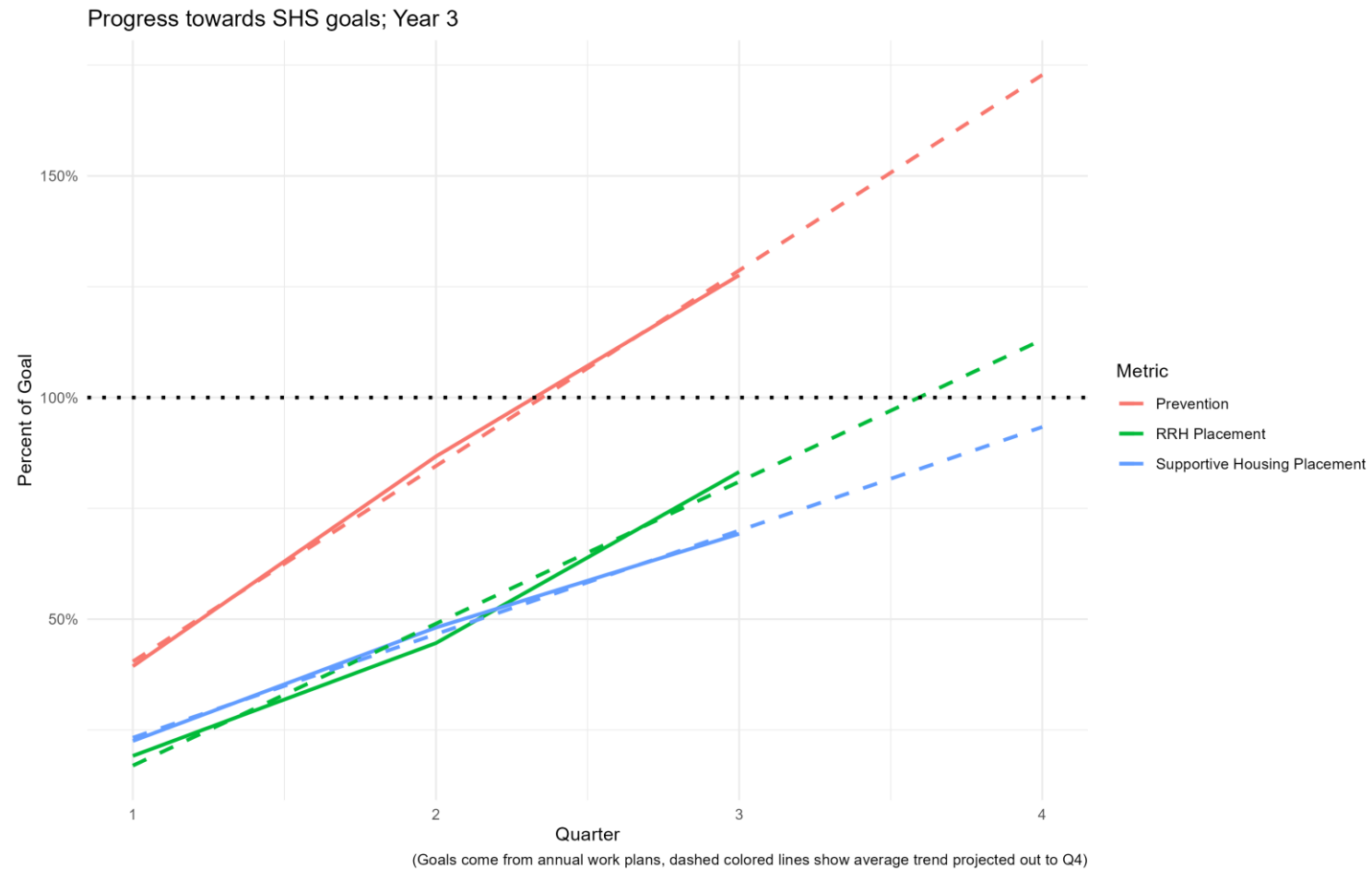
# Regional Progress FY21- March 31, 2024

Type	Progress from FY21 - FY24 Q3
Permanent supportive housing placements	<b>3,938</b> households
Rapid rehousing placements	<b>1,446</b> households
Eviction prevention	<b>14,144</b> households
Shelter units	<b>1,425</b> beds

# Regional progress to annual workplan goals




Type	FY24 goal	Progress as of March 31, 2024
Permanent supportive housing placements	<b>1,395</b> households	<b>966</b> households (69%)
Rapid rehousing placements	<b>935</b> households	<b>778</b> households (83%)
Eviction prevention	<b>1,725</b> households	<b>2,201</b> households (128%) 
Shelter units	<b>460</b> beds	<b>592 beds</b> (122%)

# Regional progress to annual workplan goals





# Clackamas County: Progress to year 3 goals

Type	FY24 goal	Progress as of March 31, 2024
Permanent supportive housing placements	<b>405</b> households	<b>316</b> households (78%)
Rapid rehousing placements	<b>120</b> households	<b>167</b> households (139%) 
Eviction prevention	<b>625</b> households	<b>797</b> households (128%) 
Shelter units	<b>155</b> beds	<b>161</b> beds (104%) 

# Clackamas County: Additional highlights

- Implemented a new contract with Native American Youth and Family Center (NAYA)
- Expanded youth shelter with Northwest Family Service's Foster Youth to Independence program, allowing the County to support 161 year-round shelter units



# Multnomah County: Progress to year 3 goals

Type	FY24 goal	Progress as of March 31, 2024
Permanent supportive housing placements	<b>490</b> households	<b>354</b> households (72%)
Rapid rehousing placements	<b>515</b> households	<b>431</b> households (84%)
Eviction prevention	<b>600</b> households	<b>251</b> households (42%)
Shelter units	<b>245</b> beds	<b>371</b> active beds (151%) 

# Multnomah County: Bridges to Change

- SHS will fund Short-term Stabilization Center for 10-12 people
- Services include substance use management/treatment, mental health stabilization, and transitional housing services



# Washington County: Progress to year 3 goals

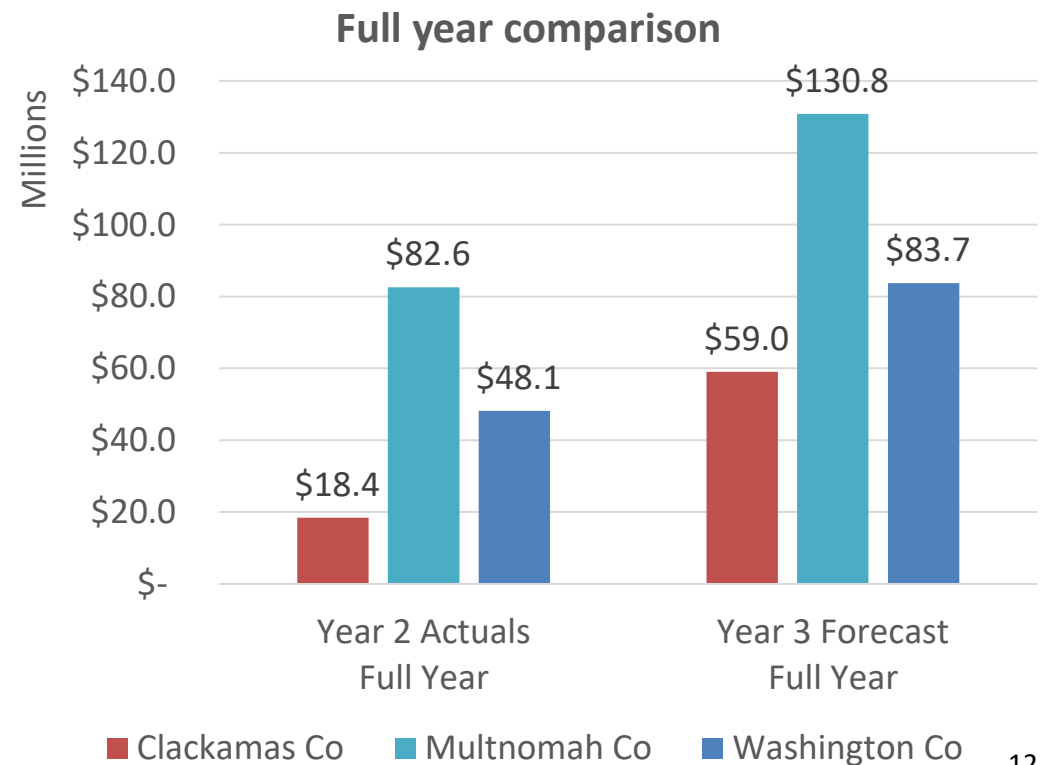
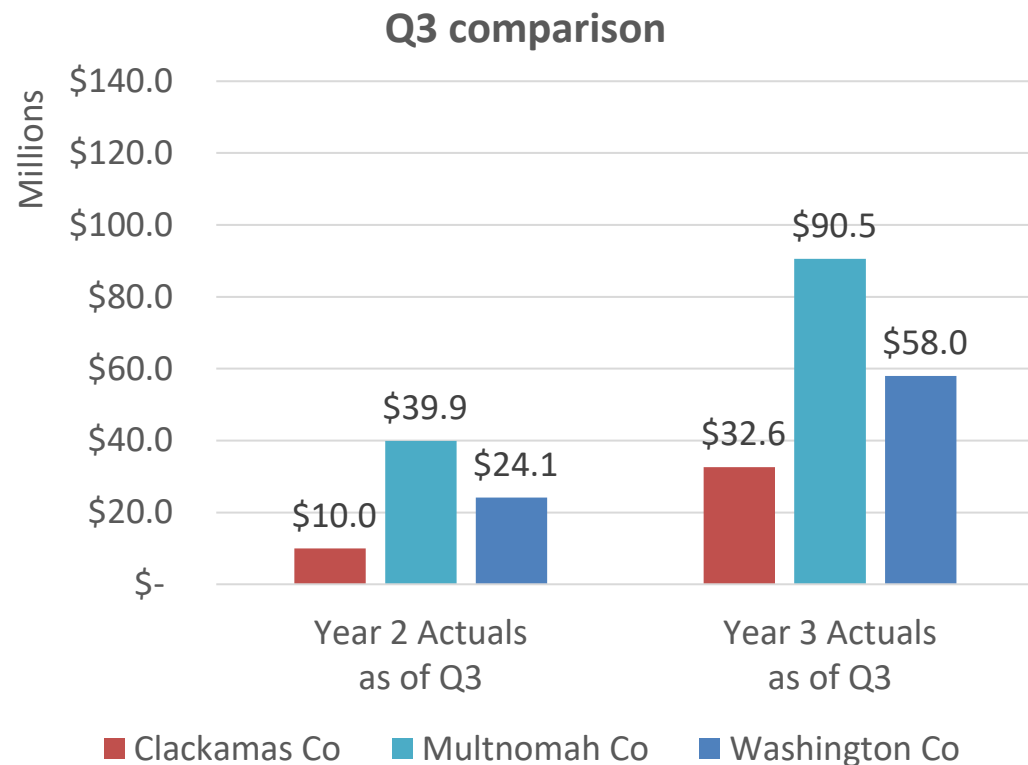
Type	FY24 goal	Progress as of March 31, 2024
Permanent supportive housing placements	500 households	296 households (59%)
Rapid rehousing placements	300 households	180 households (60%)
Eviction prevention	500 households	1153 households (230%) 
Shelter units	60 beds	90 beds (150%) 

# Washington County: Additional highlights

- Opened its third Safe Rest Pod village in Aloha in February, adding 30 pallet homes for individuals, bringing their shelter pod capacity to 90 units. (110 individuals)
- Using SHS carryover resources, the Homeless Services Division released its Access Centers Capital NOFO in Q3 to make strategic investments of approximately \$20,000,000 to be distributed among four community-based partners

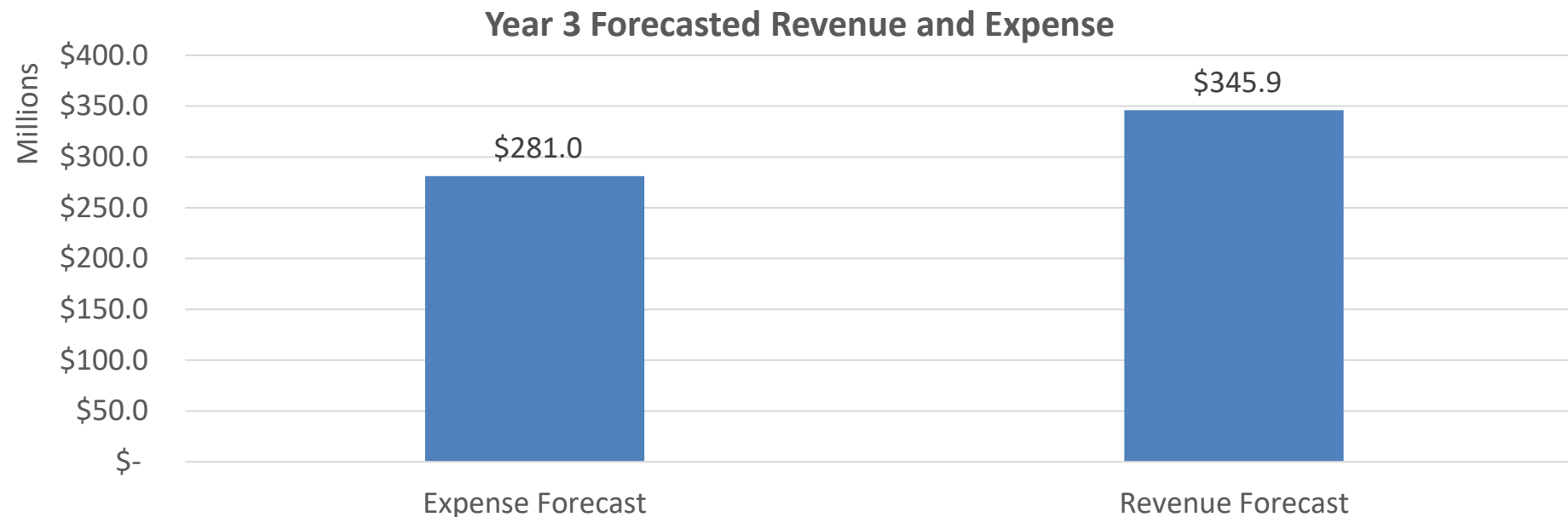
# Financial update

- Each county has seen significant spending growth over the last year.



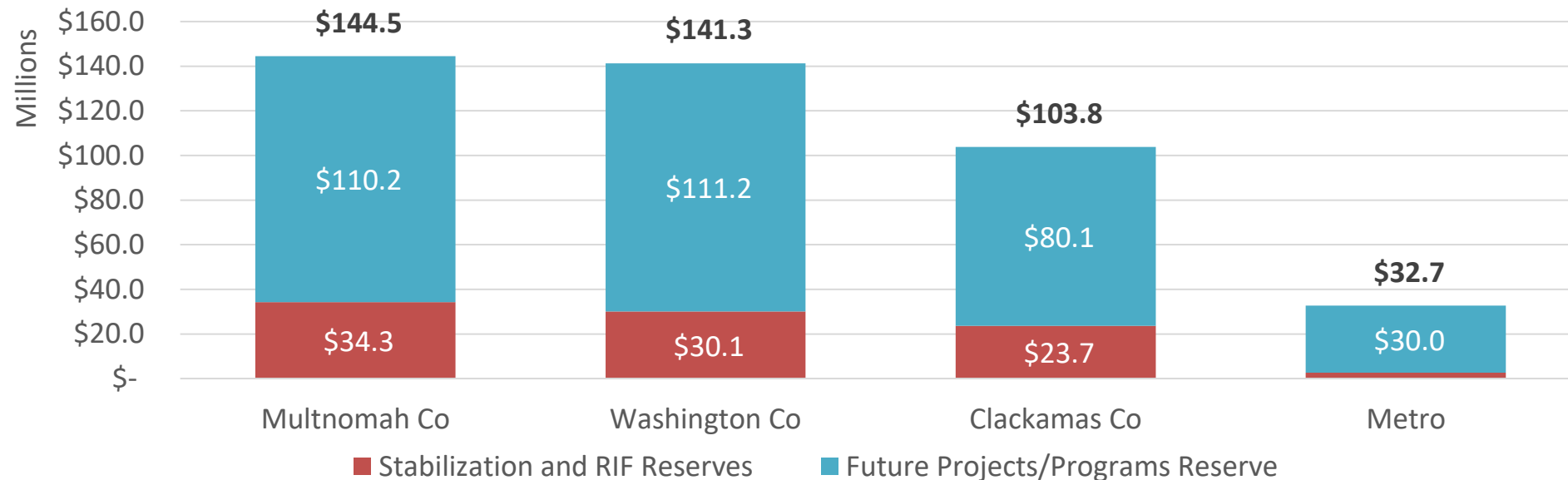
# Financial update

- Current year forecasted expense is still below current year revenue, but the gap is much smaller than in past years.



# Financial update

- Carryover at year-end is estimated to be \$422 million:
  - \$91 million reserved for tax stabilization and regional investments
  - \$331 million for future projects/programs



**Thank you!**

**Questions and discussion**







# Memo

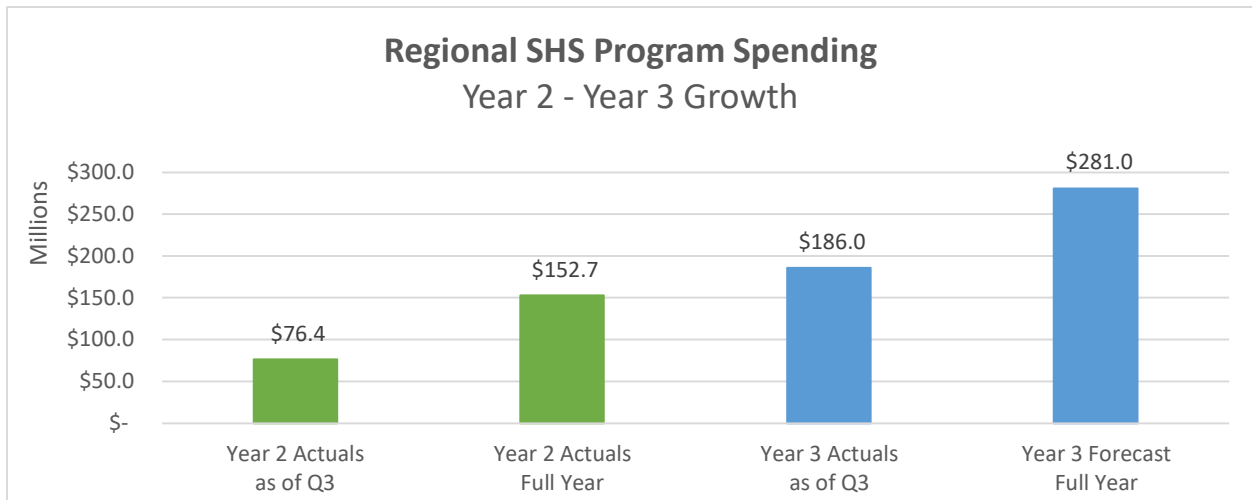
Date: June 24, 2024  
 To: Supportive Housing Services Oversight Committee  
 From: Rachael Lembo, Finance Manager  
 Subject: FY23-24 Q3 (July 2023 – March 2024) Financial Report

Metro designed this quarterly financial report to provide the information necessary for the SHS Oversight Committee to monitor financial aspects of program administration. It includes details on tax collections and tax collection costs, administrative costs, and program costs. County financial information comes from the quarterly finance reports provided by the counties as part of their quarterly progress reports, and any updates or additional information received from the counties.

## Year 3 Quarter 3 Financial Overview

Metro’s fall 2023 forecast estimated FY24 tax collections will total \$356.7 million, which exceeds the FY24 budget figure by \$122.6 million. As discussed in the May Tax Collection and Disbursement Update, if trends follow the prior year, revenue will be slightly under the forecast.

Spending as of FY24 Q3 was significantly higher than at this point last year, continuing the trend of prior years. In fact, spending in Year 3 has already surpassed the total amount spent in all of Year 2.



For County specific data, see the “Year 2 – Year 3 Growth” charts in the County Snapshots below.

## Supportive Housing Services Tax Overview

### Key Takeaways:

- As noted above, the tax collection forecast has increased to \$356.7 million, 52% higher than the FY24 budget figure.

Tax Revenue Summary					
	Budget	YTD Actuals	% of Budget	Year-end Forecast	% of Budget
<b>Tax Revenue</b>	<b>234,100,000</b>	<b>161,320,806</b>	<b>69%</b>	<b>356,700,000</b>	<b>152%</b>
Tax Collection Costs (Amount retained)	10,801,686	6,256,429	58%	10,801,686	100%
<b>Net Tax Revenue</b>	<b>223,298,314</b>	<b>155,064,377</b>	<b>69%</b>	<b>345,898,314</b>	<b>155%</b>
Metro Admin Allowance (5%)	11,163,314	7,753,219	69%	17,294,916	155%
<b>County Partner Revenue</b>	<b>212,135,000</b>	<b>147,311,159</b>	<b>69%</b>	<b>328,603,398</b>	<b>155%</b>
Multnomah County	96,167,867	66,781,059	69%	148,966,874	155%
Washington County	70,711,667	49,103,720	69%	109,534,466	155%
Clackamas County	45,255,467	31,426,380	69%	70,102,058	155%

Tax Collection Costs					
	Budget	YTD Actuals	% of Budget	Year-end Forecast	% of Budget
<b>Tax Collection Costs</b>	<b>10,801,686</b>	<b>4,248,628</b>	<b>39%</b>	<b>10,801,686</b>	<b>100%</b>
Personnel	5,026,047	2,013,436	40%	5,026,047	100%
Software	3,602,815	1,740,474	48%	3,602,815	100%
Other M&S	1,382,414	494,718	36%	1,382,414	100%
Contingency	790,410	-	0%	790,410	100%

*Tax collections above are on an accrual accounting basis and reflect collections received by Metro and disbursed to county partners from September 2023 – March 2024. Tax collections by the tax administrator through July 2023, received by Metro and disbursed to county partners in August 2023, are recorded in FY23 since these tax payments are for income earned during that fiscal year.*

*The amount retained by Metro for tax collection costs is based on estimated costs; actual YTD tax collection costs are detailed in the second table.*

### Administration and Oversight Costs

The Supporting Housing Services Measure allows for up to 5% of net tax collections to cover the costs of Metro program administration and oversight. This includes the SHS team, as well as supporting operations like finance, legal, communications, IT, and HR. The costs associated with Metro program administration and oversight are detailed in the table below.

#### Key Takeaways:

- Metro entered this fiscal year with \$22.0 million in carryover from the prior year. As with the ramp up of county programs, Metro is also expecting its own administrative spending to ramp up over the first 3-4 years. From July 2023 to June 2024, the SHS team expects to grow from 12.1 FTE to 34.6 FTE. Metro expects to end this fiscal year with approximately \$32.7 million in carryover.
- Metro will be using carryover funds to fund program growth in FY23-24, including limited duration FTE and other one-time investments to provide necessary capacity for new and growing bodies of work and programmatic opportunities.

Metro Administrative Costs					
	Budget	YTD Actuals	% of Budget	Year-end Forecast	% of Budget
Prior Year Carryover	14,778,601	21,999,875	149%	21,999,875	149%
YTD Admin Allowance (5%)	11,163,314	7,753,219	69%	17,294,916	155%
Interest Earnings	300,000	583,555	195%	875,332	292%
<b>Total Resources</b>	<b>26,241,915</b>	<b>30,336,649</b>	<b>116%</b>	<b>40,170,123</b>	<b>153%</b>
Direct Personnel	5,416,344	1,654,333	31%	2,736,007	51%
Materials & Services	3,306,251	726,793	22%	1,347,635	41%
Indirect Costs (Allocation Plan)	3,370,894	2,528,172	75%	3,370,894	100%
Contingency	-	-	N/A	-	N/A
<b>Expense &amp; Contingency</b>	<b>12,093,489</b>	<b>4,909,298</b>	<b>41%</b>	<b>7,454,536</b>	<b>62%</b>
<b>Carryover to next period</b>	<b>14,148,426</b>	<b>25,427,351</b>		<b>32,715,587</b>	

Note: Metro prior year carryover is now reported on an accrual accounting basis, which aligns with tax revenue reported above. This resulted in a minor change from the Q2 report.

Metro recommends that each county’s program administrative costs do not exceed 5% of SHS program revenue. These costs do not include the administrative costs of service providers or regional long-term rent assistance (RLRA). Due to timing differences in when revenue is recorded, this metric is not monitored on a quarterly basis. It will be reported in the annual report.

For quarterly monitoring, county administrative costs as a percentage of program costs are shown in the table below.

County Administrative Costs				
	Clackamas County	Multnomah County	Washington County	Total
<b>County Administrative Costs</b>	1,223,257	1,104,403	1,766,392	<b>4,094,052</b>
<i>% of SHS program costs</i>	4%	1%	3%	<b>2%</b>

### County Partner Snapshots

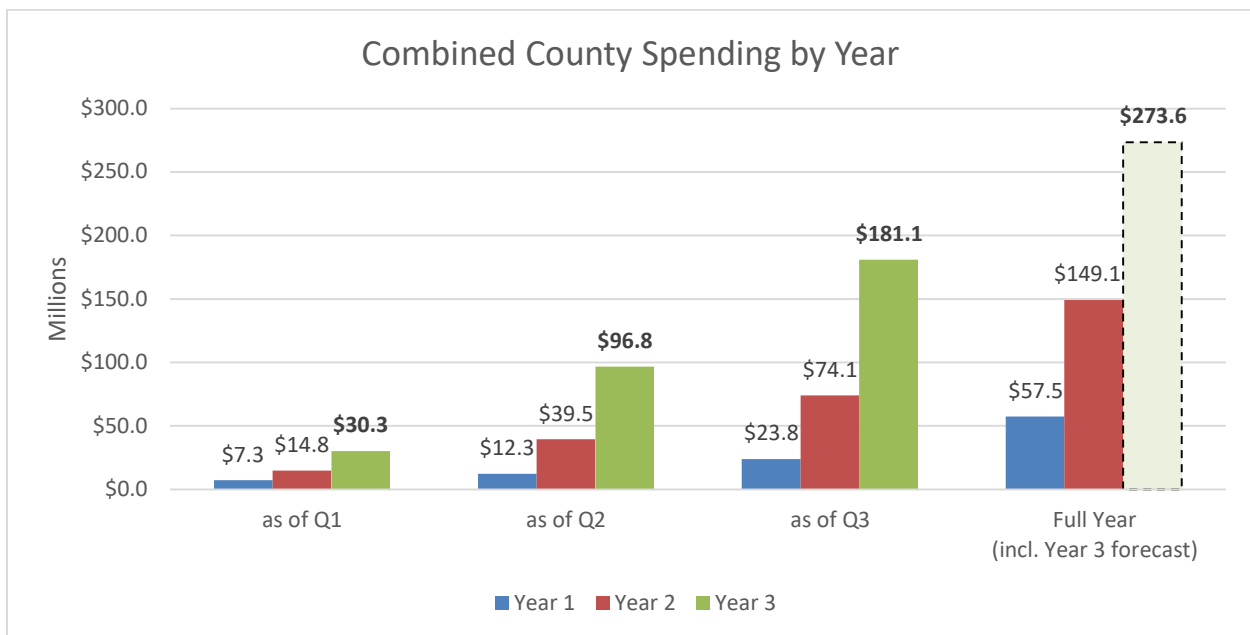
The following pages summarize financial information by county, in both numerical and visual form. This provides a consistent format to compare the similar but unique programs of each county.

Note: SHS Program Revenue reported below is per the counties' financial reports. It may differ from the revenue reported above due to additional revenue, such as interest earnings, and differences in timing per each county's accounting policies.

#### Key Takeaways:

- Together, the counties have spent a combined total of \$181.1 million on SHS program costs as of the third quarter of Year 3 (July 2023 – March 2024), which is 2.4 times more than the \$74.1 million spent last year at this point.

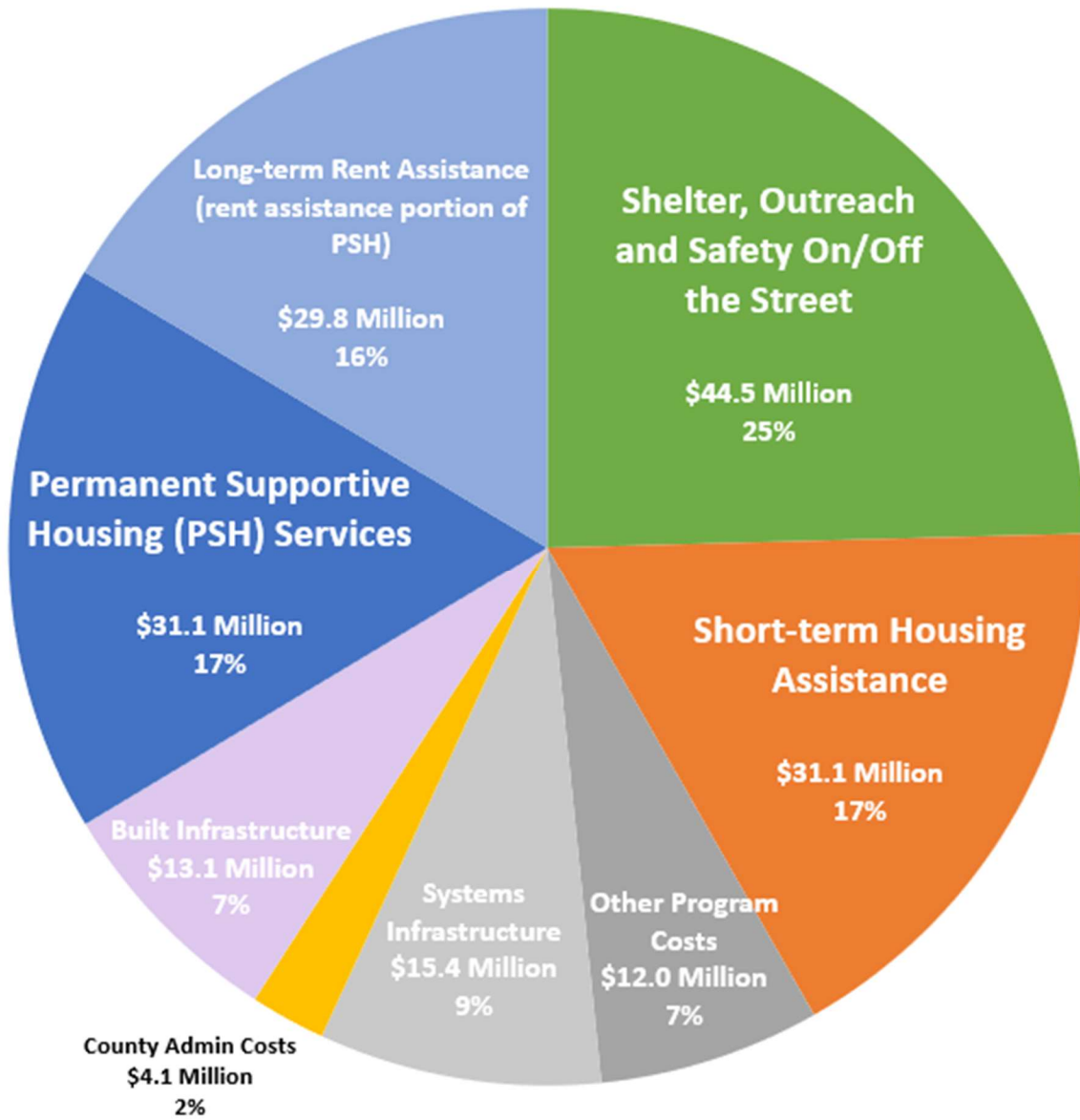
County Summary (in millions) as of March 2024				
	Clackamas County	Multnomah County	Washington County	Total
Prior Year Carryover	\$92.7	\$126.4	\$115.5	\$334.6
SHS Program Revenue	\$31.4	\$70.3	\$51.7	\$153.4
<b>Total Resources</b>	<b>\$124.1</b>	<b>\$196.6</b>	<b>\$167.2</b>	<b>\$488.0</b>
Program Costs	\$32.6	\$90.5	\$58.0	\$181.1
<b>Total Expense</b>	<b>\$32.6</b>	<b>\$90.5</b>	<b>\$58.0</b>	<b>\$181.1</b>
<b>Ending Balance</b>	<b>\$91.6</b>	<b>\$106.1</b>	<b>\$109.2</b>	<b>\$306.9</b>



### Regional SHS Spending by Program Category

**\$181.1 million**

*(Year 3 Q3: July 2023 – March 2024)*



### Clackamas County Snapshot

#### Overview

Clackamas County included estimated carryover in its FY24 budget, however actual carryover was \$34.1 million higher due to higher than anticipated collections in the prior year. Similarly, Clackamas County’s budget for FY24 program revenue reflected Metro’s initial budget, which has since increased by \$24.7 million. As a result, Clackamas County expects to end the year with \$58.8 million more in resources than initially budgeted.

Clackamas County reported \$32.6 million in expenses as of FY24 Q3, and based on its spend down plan, expects to have \$59.0 million in total expenses this fiscal year. This would result in an ending balance of \$103.8 million for next fiscal year, including \$23.7 million in tax stabilization and Regional Strategy Implementation Fund reserves and \$80.1 million in carryover for future projects.

#### Carryover Spending

After entering the year with \$92.7 million in carryover, Clackamas County has spent \$11.7 million of these funds as of FY24 Q3, with the majority of spending going towards limited-term investments in service provider capacity building, an expansion of short-term rent assistance, and capital investments as noted in built infrastructure below. An updated spend down plan for carryover will be provided as part of the FY25 budget.

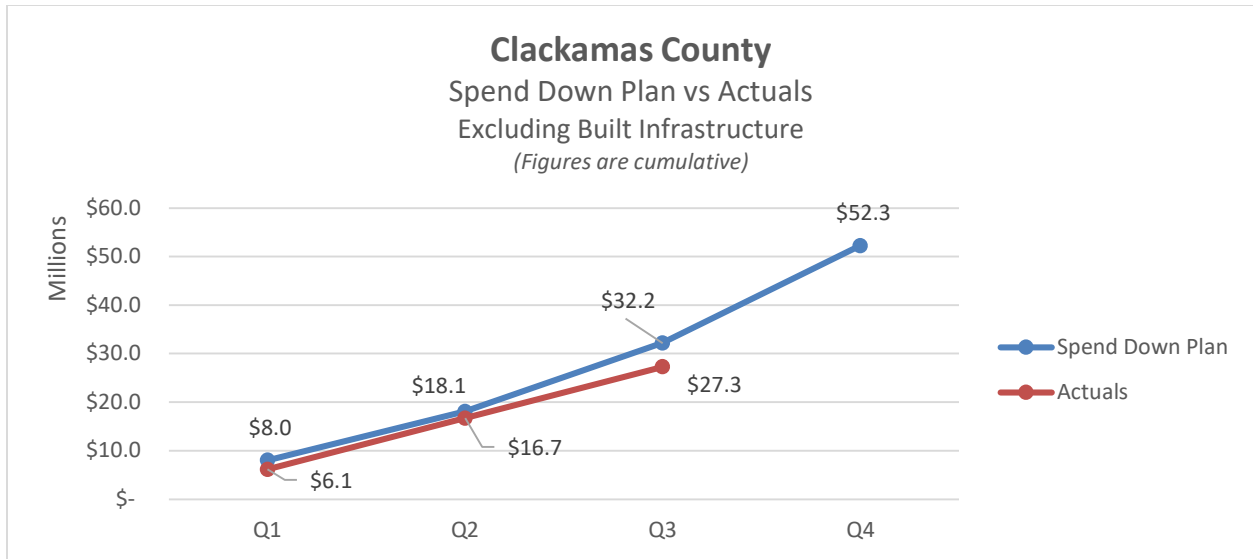
Clackamas County					
	Budget	YTD Actuals	% of Budget	Year-end Forecast	% of Budget
Prior Year Carryover	58,623,269	92,701,878	158%	92,701,878	158%
SHS Program Revenue	45,375,392	31,426,380	69%	70,102,058	154%
<b>Total Resources</b>	<b>103,998,661</b>	<b>124,128,258</b>	<b>119%</b>	<b>162,803,936</b>	<b>157%</b>
Program Costs (excluding Built Infrastructure)	80,429,813	27,314,321	34%	52,279,378	65%
Built Infrastructure	12,250,000	5,241,990	43%	6,750,000	55%
Contingency	2,263,770	-	0%	-	0%
<b>Expense &amp; Contingency</b>	<b>94,943,583</b>	<b>32,556,311</b>	<b>34%</b>	<b>59,029,378</b>	<b>62%</b>
<b>Ending Balance (incl. Reserves)</b>	<b>9,055,078</b>	<b>91,571,948</b>		<b>103,774,558</b>	
<i>Tax Stabilization and RIF Reserves</i>	<i>9,055,078</i>			<i>23,671,942</i>	
<i>Carryover for future projects/program reserves</i>	<i>-</i>			<i>80,102,616</i>	

#### Annual Spending

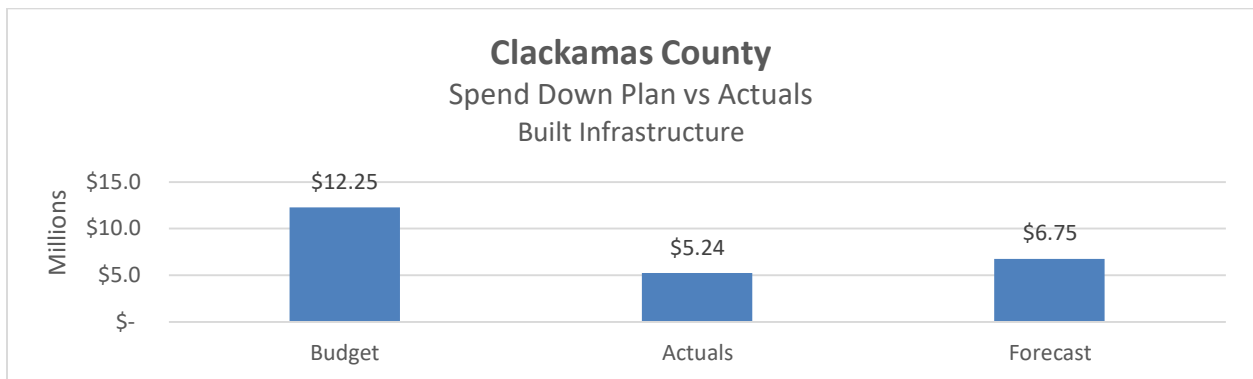
Forecasted annual spending is \$59.0 million, 321% of the prior year amount and 84% of forecasted current year program revenue.

The spend down plan reflects estimated spending of the annual program budget by quarter and is compared to actual spending below.<sup>1</sup> Clackamas County’s spend down plan projects that it will spend 65% of its annual program budget in FY24, excluding built infrastructure.

<sup>1</sup> Clackamas County uses a soft close, and Q3 actuals will be updated in the Q4 report.

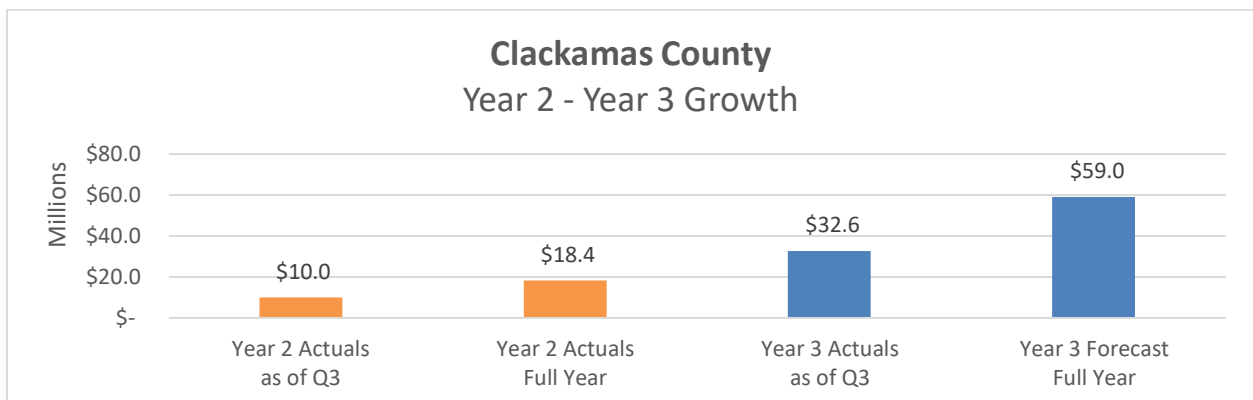


Built infrastructure is forecasted separately as these expenses tend to occur in large tranches as opposed to gradually over time. Clackamas County has begun work on the new Clackamas Village transitional shelter site and distributed funds to support the construction phase of the recently approved service-enriched resource center in downtown Oregon City. The county anticipates spending approximately \$6.75 million on built infrastructure in FY24 and the remaining amount in future years.

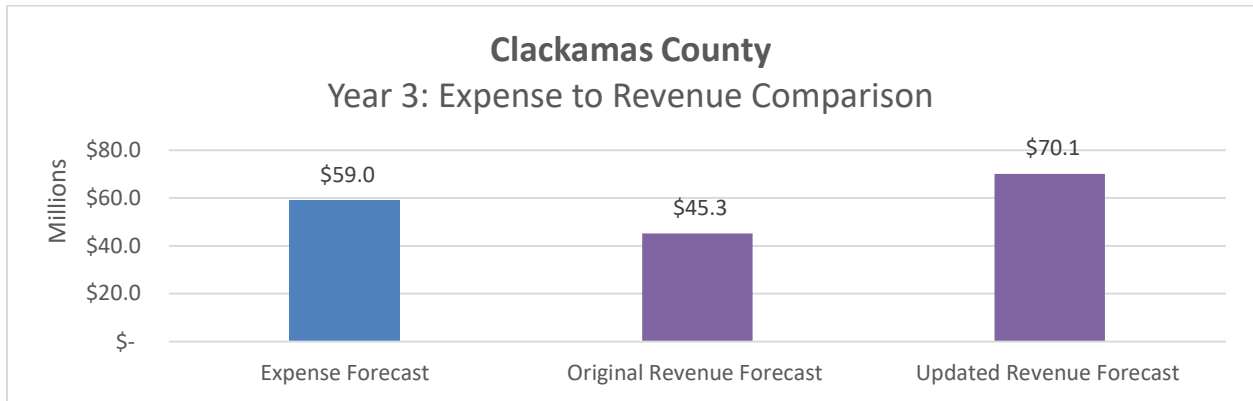


**Growth**

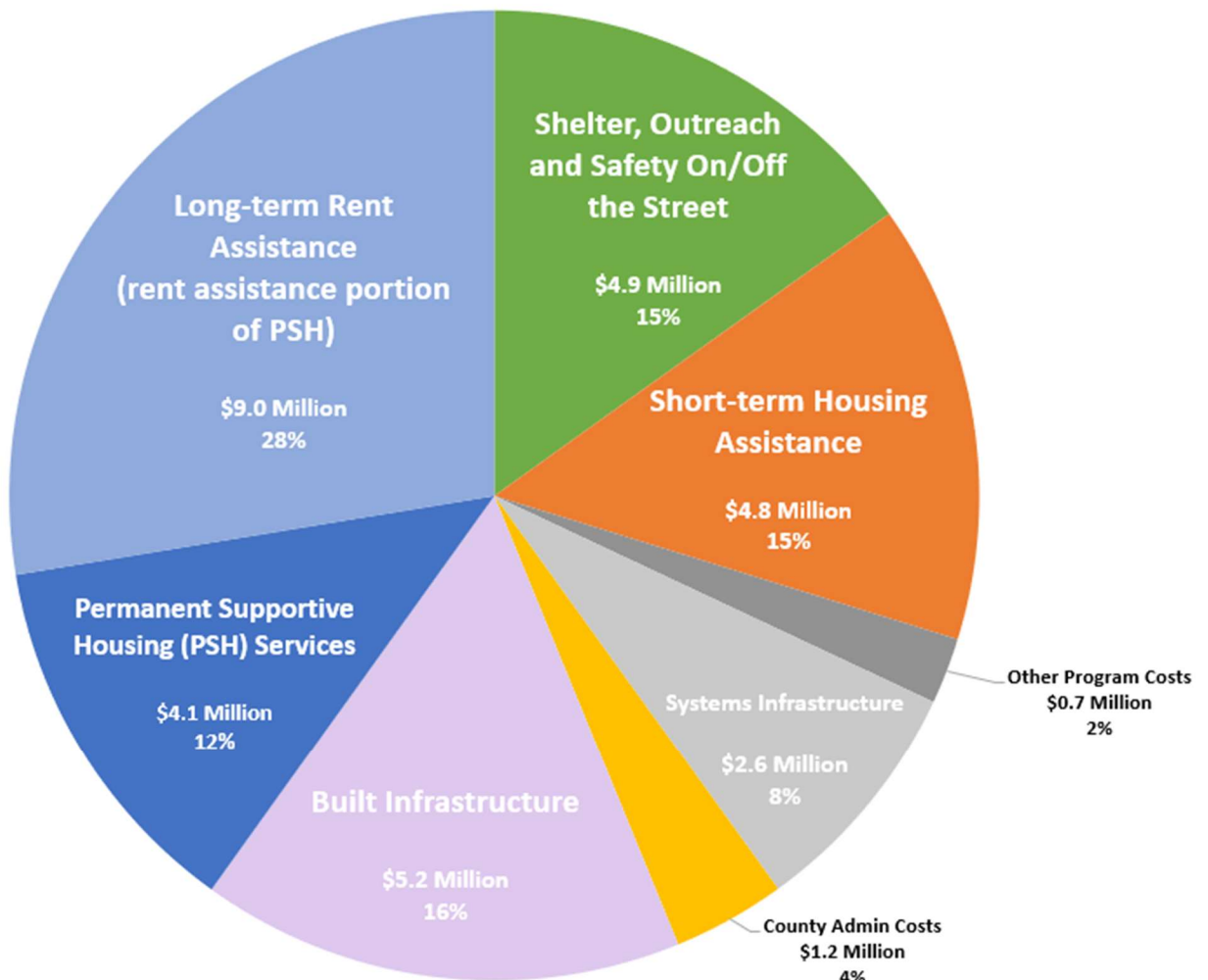
The following chart compares Year 2 spending with Year 3. Clackamas County has spent over 3.2 times more in Year 3 as compared to this time in Year 2. In fact, Clackamas County surpassed its total Year 2 spend in Q2 of Year 3.



The chart below compares expense and revenue forecasts (original and updated). In Year 3, there is still a gap between program expense and revenue, as programs are still ramping up and revenue forecasts are still changing. Over the next 1-2 years, this gap will decrease.



**Clackamas County SHS Spending by Program Category**  
*(Year 3 Q3: July 2023 – March 2024)*





### Multnomah County Snapshot

#### Overview

Multnomah County included estimated carryover in its FY24 budget, however actual carryover was \$17.7 million higher. Similarly, Multnomah County’s budget for FY24 program revenue reflected Metro’s initial budget, which has since increased by \$52.8 million. As a result, Multnomah County expects to end the year with \$70.5 million more in resources than initially budgeted.

Multnomah County reported \$90.5 million in expenses as of FY24 Q3, and based on its spend down plan, expects to have \$130.8 million in total expenses this fiscal year. This would result in an ending balance of \$144.5 million for next fiscal year, including \$34.3 million in tax stabilization and Regional Strategy Implementation Fund reserves and \$110.2 million in carryover for future projects.

#### Carryover Spending

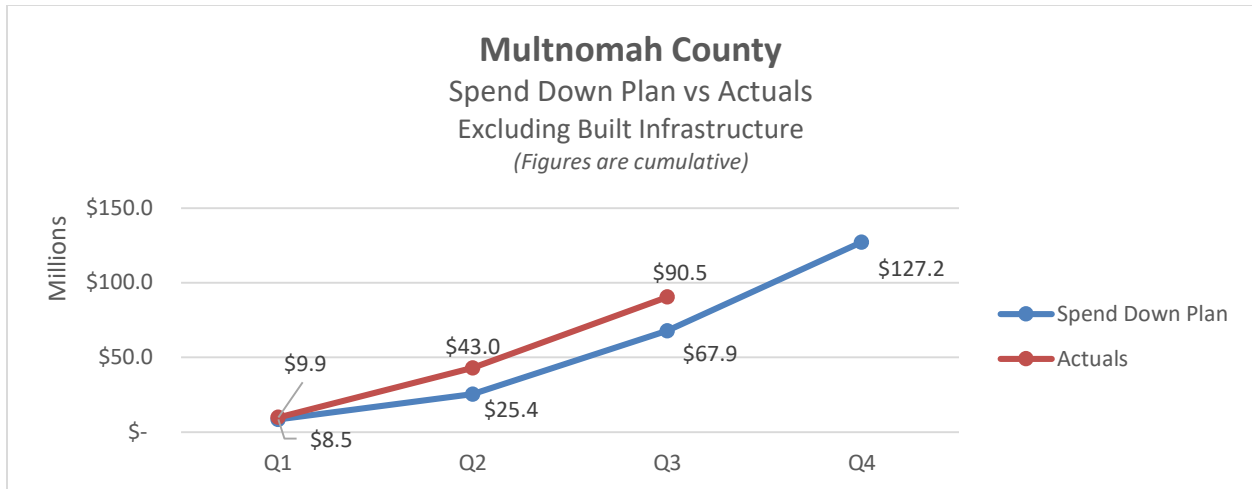
After entering the year with \$126.4 million in carryover, Multnomah County has spent \$41.5 million of these funds as of FY24 Q3, with the majority of spending going towards limited-term investments in Temporary Alternative Shelter Sites, capacity building and organizational health grants to contracted service providers, and short-term housing assistance. An updated spend down plan for carryover will be provided as part of the FY25 budget.

Multnomah County					
	Budget	YTD Actuals	% of Budget	Year-end Forecast	% of Budget
Prior Year Carryover	108,677,054	126,381,795	116%	126,381,795	116%
SHS Program Revenue	96,190,265	70,259,191	73%	148,966,874	155%
<b>Total Resources</b>	<b>204,867,319</b>	<b>196,640,986</b>	<b>96%</b>	<b>275,348,669</b>	<b>134%</b>
Program Costs (excluding Built Infrastructure)	169,661,460	90,542,849	53%	127,246,095	75%
Built Infrastructure	20,473,881	-	0%	3,600,000	18%
Contingency	4,809,513	-	0%	-	0%
<b>Expense &amp; Contingency</b>	<b>194,944,854</b>	<b>90,542,849</b>	<b>46%</b>	<b>130,846,095</b>	<b>67%</b>
<b>Ending Balance (incl. Reserves)</b>	<b>9,922,465</b>	<b>106,098,137</b>		<b>144,502,574</b>	
<i>Tax Stabilization and RIF Reserves</i>	<i>9,922,465</i>			<i>34,325,892</i>	
<i>Carryover for future projects/program reserves</i>	<i>-</i>			<i>110,176,682</i>	

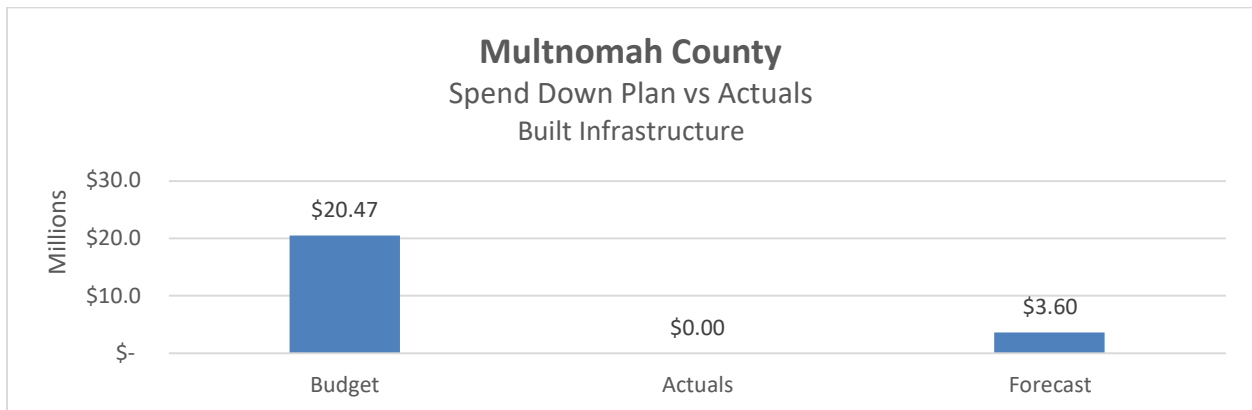
#### Annual Spending

Forecasted annual spending is \$130.8 million, 158% of the prior year amount and 88% of forecasted current year program revenue.

The spend down plan reflects estimated spending of the annual program budget by quarter and is compared to actual spending below. Multnomah County’s spend down plan projects that it will spend 75% of its annual program budget in FY24, excluding built infrastructure. Actual costs have exceeded the spend down plan each quarter this year.

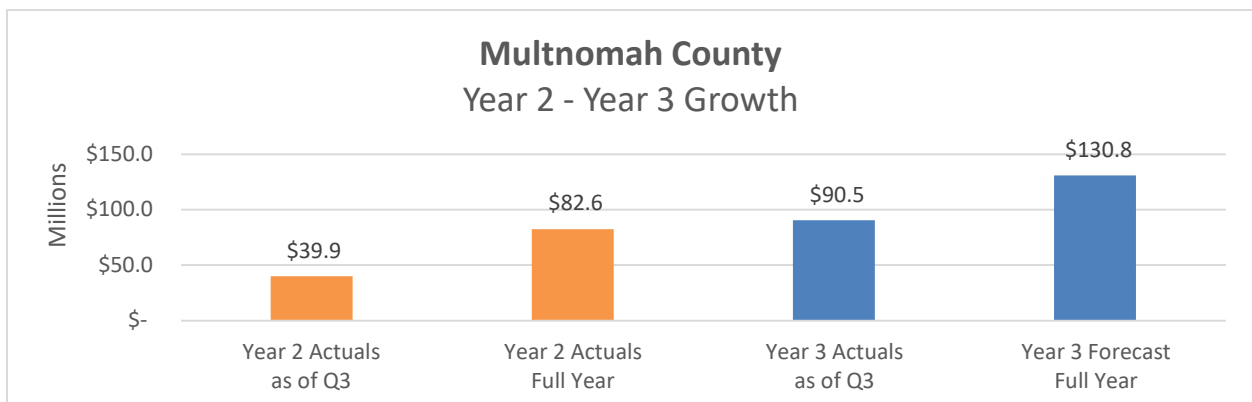


Built infrastructure is forecasted separately as these expenses tend to occur in large tranches as opposed to gradually over time. Multnomah County’s planned infrastructure projects include stabilization and transitional housing, as well as Withdrawal Management and Sobering in collaboration with Multnomah County’s Behavioral Health Division. Additionally, efforts are being made to expand shelter access by adding more beds to new and existing sites. These investments are expected to occur in Q4.

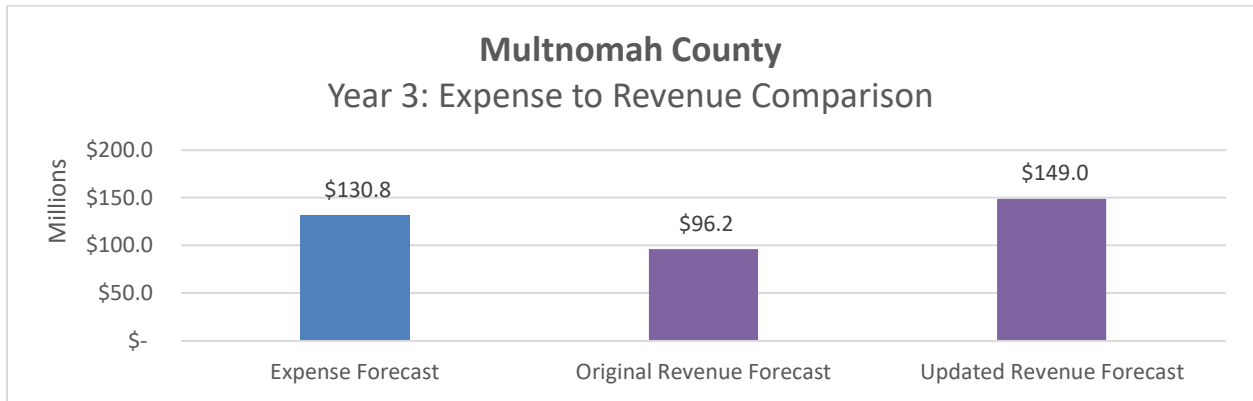


**Growth**

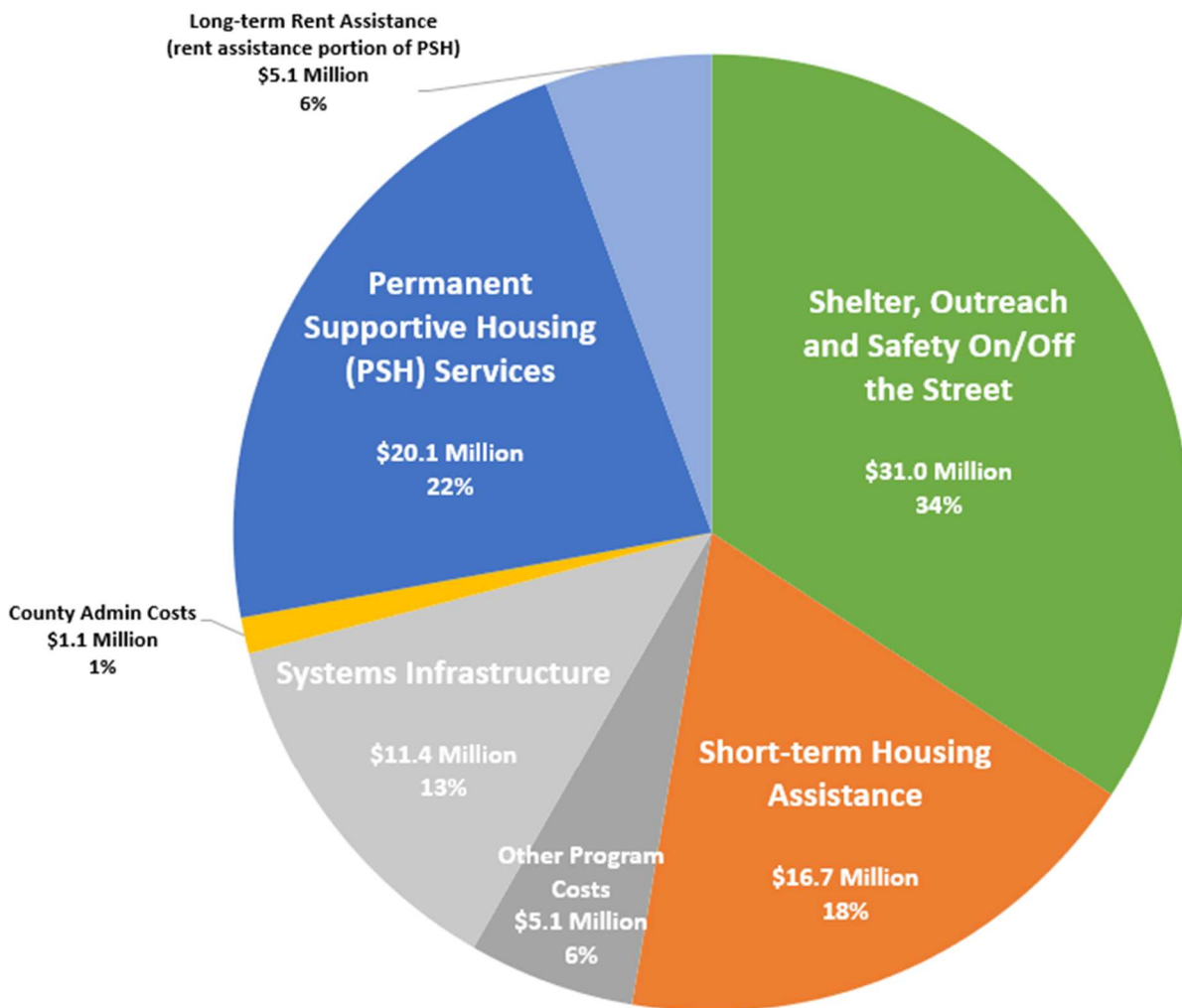
The following chart compares Year 2 spending with Year 3. Multnomah County has spent over 2.2 times more in Year 3 as compared to this time in Year 2, and has already surpassed its total Year 2 spend.



The chart below compares expense and revenue forecasts (original and updated). In Year 3, there is still a gap between program expense and revenue, as programs are still ramping up and revenue forecasts are still changing. Over the next 1-2 years, this gap will decrease.



**Multnomah County SHS Spending by Program Category**  
(Year 3 Q3: July 2023 – March 2024)



### Washington County Snapshot

#### Overview

Washington County amended its budget in March 2024. This amended budget reflects higher actual carryover and revenue forecasts for FY24. As a result, Washington County’s budget for resources closely aligns with current expectations. Washington County also updated its spend-down plan and built infrastructure forecast.

Washington County reported \$58.0 million in expenses as of FY24 Q3, and based on its updated spend down plan, expects to have \$83.7 million in total expenses this fiscal year. This would result in an ending balance of \$141.3 million for next fiscal year, including \$30.1 million in tax stabilization and Regional Strategy Implementation Fund reserves and \$111.2 million in carryover for future projects.

#### Carryover Spending

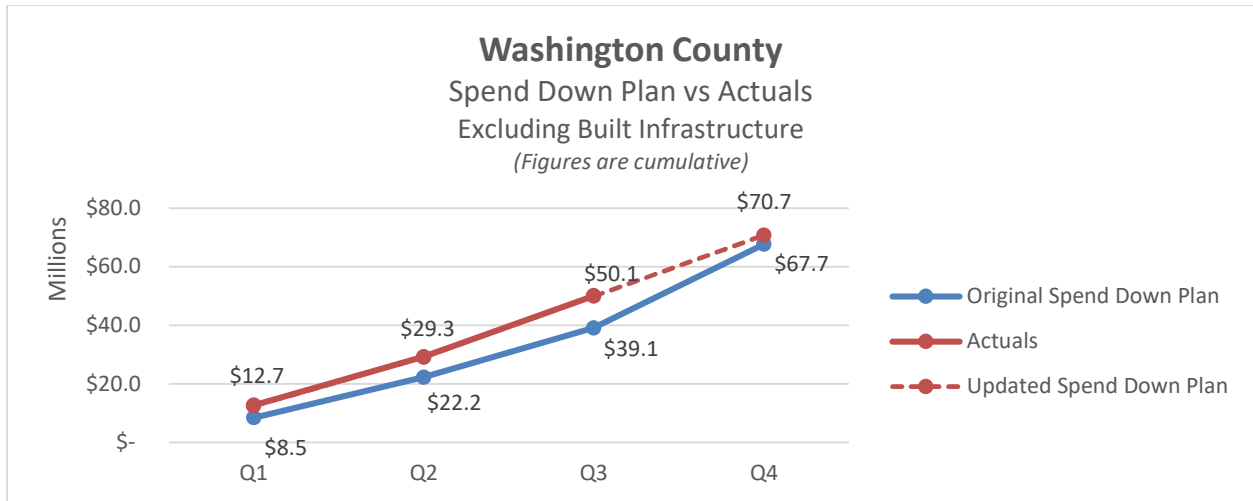
After entering the year with \$115.5 million in carryover, Washington County has spent \$17.3 million of these funds as of FY24 Q3, with the majority of spending going towards limited-term investments in an expansion of short-term rent assistance, as well as built infrastructure for shelters, drop-in centers, and transitional supportive housing. An updated spend down plan for carryover will be provided as part of the FY25 budget.

Washington County					
	Budget	YTD Actuals	% of Budget	Year-end Forecast	% of Budget
Prior Year Carryover	111,634,198	115,473,580	103%	115,473,580	103%
SHS Program Revenue	111,000,000	51,716,491	47%	109,534,466	99%
<b>Total Resources</b>	<b>222,634,198</b>	<b>167,190,071</b>	<b>75%</b>	<b>225,008,046</b>	<b>101%</b>
Program Costs (excluding Built Infrastructure)	83,228,635	50,074,280	60%	70,744,340	85%
Built Infrastructure	12,943,088	7,906,807	61%	12,943,088	100%
Contingency	5,450,000	-	0%	-	0%
<b>Expense &amp; Contingency</b>	<b>101,621,723</b>	<b>57,981,087</b>	<b>57%</b>	<b>83,687,428</b>	<b>82%</b>
<b>Ending Balance (incl. Reserves)</b>	<b>121,012,475</b>	<b>109,208,984</b>		<b>141,320,618</b>	
<i>Tax Stabilization and RIF Reserves</i>	<i>24,578,639</i>			<i>30,128,639</i>	
<i>Carryover for future projects/program reserves</i>	<i>96,433,836</i>			<i>111,191,979</i>	

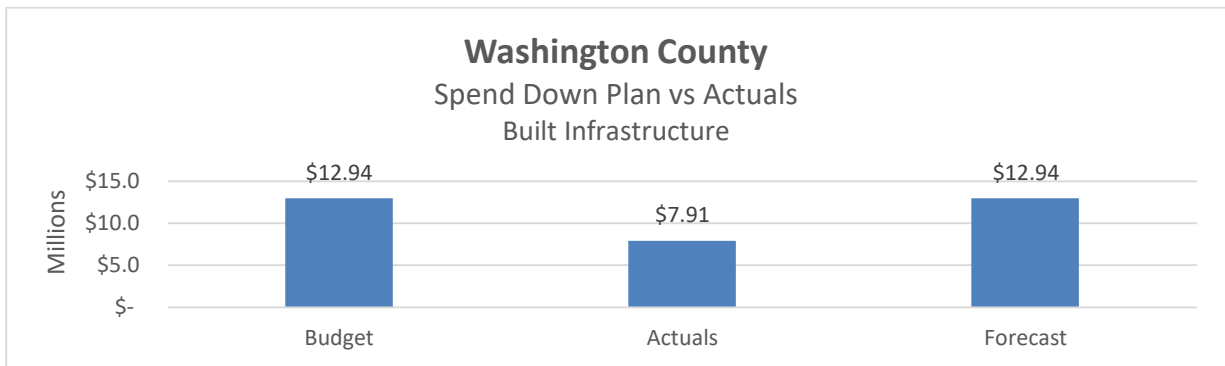
#### Annual Spending

Forecasted annual spending is \$83.7 million, 174% of the prior year amount and 76% of forecasted current year program revenue.

The spend down plan reflects estimated spending of the annual program budget by quarter and is compared to actual spending below. Washington County’s updated spend down plan projects that it will spend 85% of its annual program budget in FY24, excluding built infrastructure.

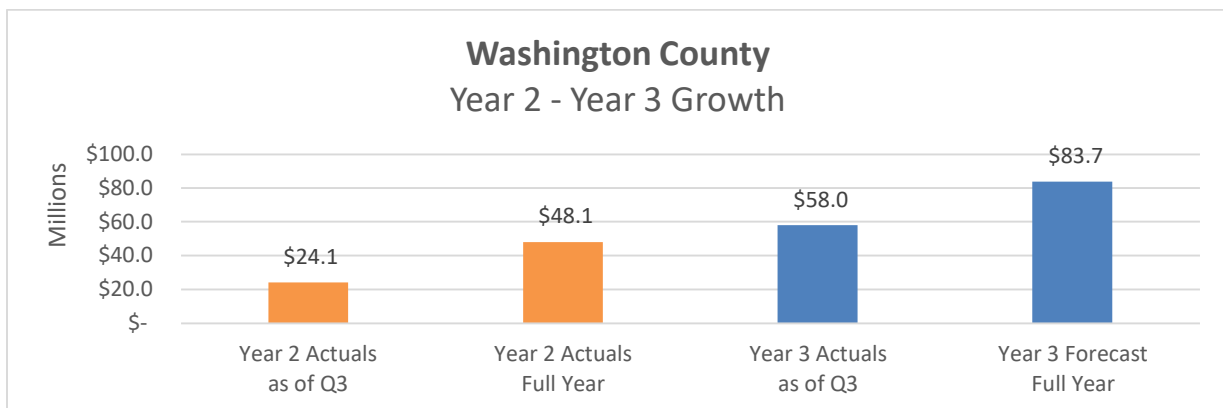


Built infrastructure is forecasted separately as these expenses tend to occur in large tranches as opposed to gradually over time. Washington County’s built infrastructure expenses are currently supporting the Center for Addiction Triage and Treatment, the Elm Street transitional supportive housing acquisition and capital grants for shelters.

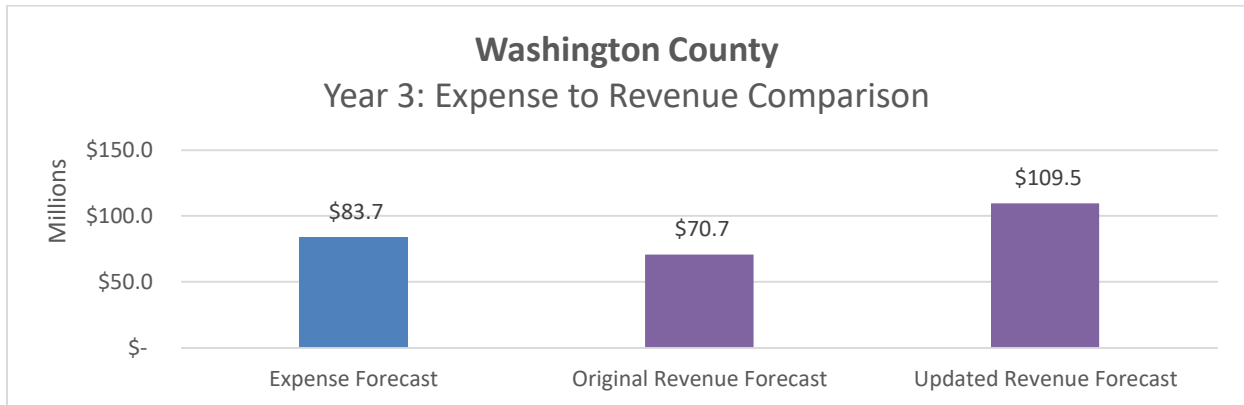


**Growth**

The following chart compares Year 2 spending with Year 3. Washington County has spent 2.4 times more in Year 3 as compared to this time in Year 2, and has already surpassed its total Year 2 spend.

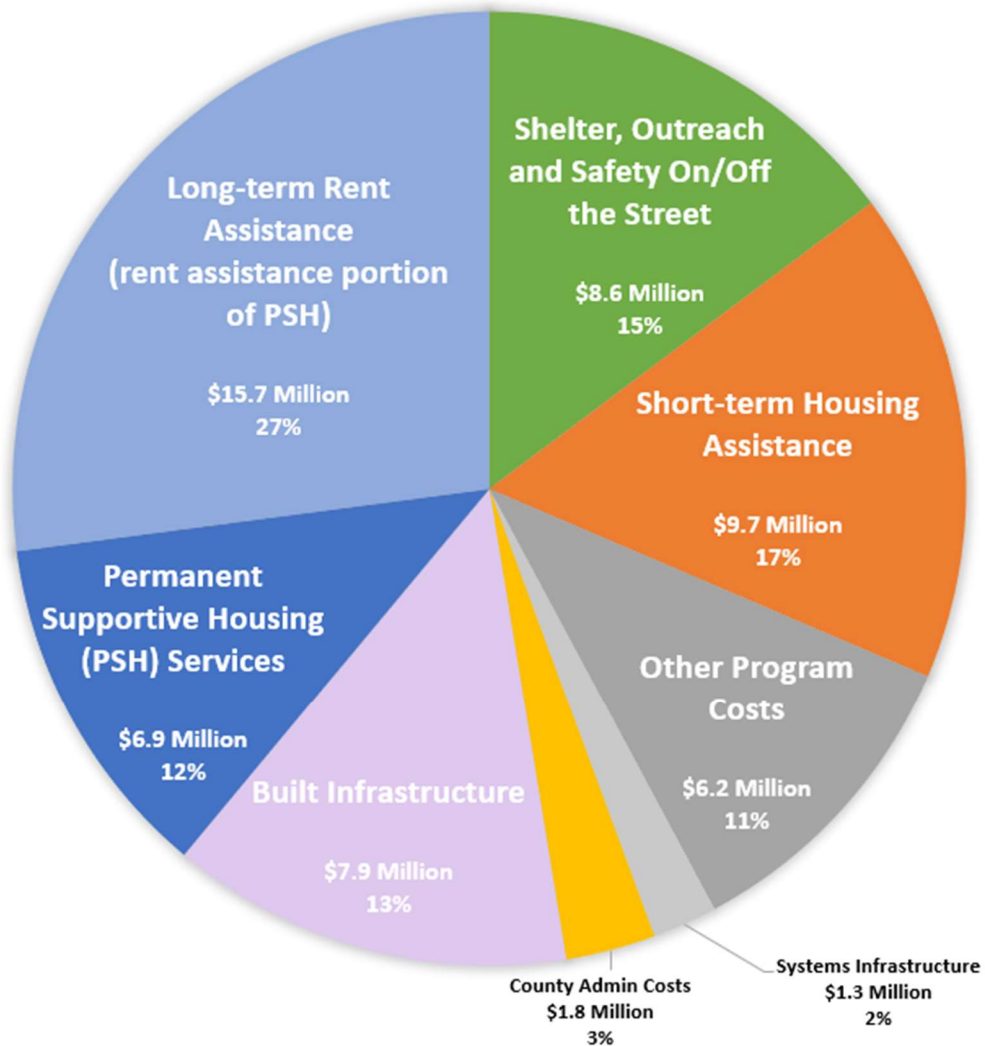


The chart below compares expense and revenue forecasts (original and updated). In Year 3, there is still a gap between program expense and revenue, as programs are still ramping up and revenue forecasts are still changing. Over the next 1-2 years, this gap will decrease.



### Washington County SHS Spending by Program Category

(Year 3 Q3: July 2023 – March 2024)



**METRO SUPPORTIVE HOUSING SERVICES TRI-COUNTY PLANNING BODY**

**Monthly progress report | June 2024**

*The goal of this report is to keep the TCPB, the Supportive Housing Services Regional Oversight Committee, Metro Council and other stakeholders informed about ongoing regional coordination progress. A more detailed report will be provided as part of the SHS Regional Annual Report, following submission of annual progress reports by Clackamas, Multnomah, and Washington Counties.*

**TRI-COUNTY PLANNING BODY REGIONAL GOALS\***

<b>Goal</b>	<b>Progress</b>
Unit/landlord recruitment and retention	Metro and county staff developed a Regional Implementation Plan to advance the Regional Landlord Recruitment goal. The Tri-County Planning Body (TCPB) voted to approve the Plan at their March meeting. The Supportive Housing Services Oversight Committee gave final approval for the Plan during their April meeting. Staff from Metro and the Counties have formed a workgroup to coordinate implementation of the Plan.
Coordinated Entry	Counties and Metro presented an update on coordinated entry goal progress to TCPB, outlining the 4 emerging alignment opportunities for which there is regional consensus: share data, align assessment questions, advance equity via prioritization, and standardize case conferencing. Work is underway to finalize definitions and scopes of alignment opportunities and begin drafting an implementation plan for regional CE alignment during monthly Coordinated Entry Regional Alignment Workgroup (CERAW) meetings. Lived experience leaders have been identified who will recruit for and facilitate focus groups of people with lived experience.
Healthcare system alignment	A regional workgroup meeting continues monthly with Health Share, Counties, and Metro. The data sharing workgroup continues to meet, building consensus and regional data use cases. Work sessions with providers, people with lived experience, and other key stakeholders will be convened in the coming months. We are finalizing analysis of the current landscape of health/housing initiatives and will continue to work with partners to identify areas of collaboration across systems.

## Training + Technical Assistance

In total, 70 consultants, businesses and community based organizations applied to the Metro, Tri-County Request for Qualifications (RFQu) for capacity building. We appreciate the community partners, including nonprofit leaders and jurisdictional staff who helped us score the RFQu. We're in the final stages of compiling scores and hope to have those posted soon.

At the request of the counties, Metro is convening a cross-jurisdictional work group with all three counties to formally develop the TCPB recommendations and implementation plan around technical assistance and training with more to come soon.

We are successfully completing the hiring processes to build out the Regional Capacity Team and should have the new members (two program managers, one focused on training and the other on technical assistance and an additional program coordinator) fully on board by mid-July.

## Employee Recruitment and Retention

We will present part 1 of the progress update on this goal to TCPB on June 12. At the June meeting, Homebase will present their research findings, including a national and local scan. For part 2 in July, Homebase and the Counties will do a deeper dive on current and potential strategies, along with Metro discussing potential regional strategies. These preliminary concepts will be refined in the coming months for the Implementation Plan.

*\*A full description of regional goals and recommendations is included in Attachment 1.*



## EXISTING REGIONAL PROGRAMS AND COORDINATION EFFORTS

People housed through the RLRA program as of December 31, 2023: 3,697



The data comes from the SHS quarterly reports, which includes disaggregated data (by race and ethnicity, disability status and gender identity) and can be accessed here: <https://www.oregonmetro.gov/public-projects/supportive-housing-services/progress>

**Risk Mitigation Program:** All RLRA landlords are provided access to a regional risk mitigation program that covers costs incurred by participating landlords related to unit repair, legal action, and limited uncollected rents that are the responsibility of the tenant and in excess of any deposit as part of the RLRA Regional Landlord Guarantee.

The following information is derived from the counties' [FY2022-2023 annual reports](#)

**Landlord Liaison and Risk Mitigation Program:** In January 2023, Metro and tri-county program staff began meeting monthly to coordinate Landlord Liaison and Risk Mitigation Program education activities. Together, staff shared existing engagement tools and identified innovative methodologies for expanding unit availability across the region. Training for existing landlords is coordinated regionally and staff continues to coordinate to identify strategies for expanding unit availability.

**Regional Point-in-Time Count:** In January 2023, the counties conducted the first-ever fully combined regional Point-in-Time Count. This tri-county coordinated effort included creating a shared methodology and analysis, a centralized command structure, and unified logistics around the recruitment and deployment of volunteers. As a result of the combined Count, analyses include regional trends in unsheltered homelessness, sheltered homelessness, and system improvements made possible by regional investments in SHS.

An initial summary of the 2023 Point-in-Time Count data can be found in this May 2023 press release from Multnomah County: <https://www.multco.us/multnomah-county/news/news-release-chronic-homelessness-number-falls-across-tri-county-region-2023>.

**Regional Request for Program Qualifications:** This program year also included a Regional Request for Programmatic Qualifications to procure new and diverse organizations as partners for service provision. Tri-county partners worked to ensure broad engagement and technical assistance to support the full participation of new and emerging organizations, especially culturally

specific service providers. 60 applications were qualified to create a broad network of 167 tri-county pre-qualified service providers with diverse expertise and geographic representation.

**Homeless Management Information System (HMIS) Regional Implementation:** Starting in 2023, an updated Privacy Notice & Policy created a more trauma-informed and person-centered approach to obtaining participant consent for data sharing while maintaining a high level of data privacy. Next steps included moving toward regional visibility and more comprehensive integration of each of the counties' HMIS systems.



## Tri-County Planning Body Meeting Summary

Meeting: Supportive Housing Services Tri-County Planning Body Meeting  
Date: Wednesday, May 8, 2024  
Time: 4:00 PM – 6:00 PM  
Place: Metro Council Chambers, 600 NE Grand Ave, Portland, OR 97232 and Zoom Webinar  
Purpose: The Tri-County Planning Body (TCPB) will receive a progress report on the coordinated entry goal and discuss.

---

### Member attendees

Chair Eboni Brown (she/her), Mercedes Elizalde (she/her), Yvette Marie Hernandez (she/her), Nicole Larson (she/her), Cristina Palacios (she/her), Steve Rudman (he/him), Zoi Coppiano (she/her), Monta Knudson (he/him), Sahaan McKelvey (he/him), Mindy Stadlander (she/her)

### Elected delegates

Washington County Chair Kathryn Harrington (she/her), Metro Councilor Christine Lewis (she/her), Multnomah County Chair Jessica Vega Pederson (she/her)

### Absent delegates

Clackamas County Chair Tootie Smith (she/her)

### County staff representatives

Clackamas County – Vahid Brown (he/him); Multnomah County – Breanna Flores (she/they), Christina Castaño (she/her), Kanoe Egleston (she/her), Washington County – Jes Larson (she/her), Allie Alexander Sheridan (she/her)

### Metro

Liam Frost (he/him), Abby Ahern (she/her), Melia Deters (she/her), Chris Pence (he/him)

### Kearns & West Facilitators

Ben Duncan (he/him), Ariella Dahlin (she/her)

*Note: The meeting was recorded via Zoom; therefore, this meeting summary will remain at a high-level overview. Please review the recording and archived meeting packet for details and presentation slides.*

### Welcome and Introductions

Ben Duncan, Kearns & West (K&W), introduced himself and welcomed the Tri-County Planning Body (TCPB) to the meeting, facilitated introductions, and reviewed the agenda and objectives.

The TCPB approved the March Meeting Summary.

## Tri-County Planning Body Meeting Summary

### Public Comment

Steve Rudman asked what the result of Community Warehouse's comment was last month.

Ben Duncan, K&W, replied that it is up to the TCPB to incorporate public comment as they see fit.

Ethan Loomis provided public comment.

Shaun Ireland provided public comment.

### Conflict of Interest

No members declared a conflict of interest for this meeting.

### Staff Updates

Liam Frost, Metro, announced that Steve Rudman and Mercedes Elizalde would be TCPB Co-chairs beginning next month and that they are working to fill the three member vacancies by July.

Chirs Pence, Metro, shared that the Supportive Housing Services (SHS) Oversight Committee approved the Landlord Recruitment Regional Implementation Plan and provided feedback to develop an overarching outcome and metrics, and provide more background language in the plan to link the strategies together. He shared that the TCPB and SHS Oversight Committee Co-chairs will discuss the feedback and next steps. He added that the four jurisdictions have formed a workgroup and will meet monthly to coordinate and finalize reporting metrics.

Liam Frost, Metro, thanked Ethan Loomis for his comment and for sharing a recommendation. He noted that staff are listening to and incorporating feedback.

Mercedes Elizalde asked when there would be a timeline for the hotline strategy.

*Chirs Pence, Metro, replied that there is no timeline yet, and they will give updates and incorporate feedback regularly.*

Steve Rudman reflected on the Regional Long-term Rental Assistance (RLRA) program and asked if there was portability between counties or if there were other ways to improve the effectiveness of the program.

Cristina Palacios added that it could be good to pilot the program and get feedback from the landlords.

*Chirs Pence, Metro, replied that some of the reporting metrics would be improvement focused.*

*Liam Frost, Metro, added that the jurisdictional work group will consider these comments.*

Nicole Stingham, Washington County, shared that the Opal Apartments have opened and that the Nueva Esperanza building will be opening later this week.

Cristina Castaño, Multnomah County, shared that Oliver's Place has opened and shared out findings from a [Portland State University study](#) that found how small shelters more effectively impact homeless individuals and support pathways to housing in comparison to congregate shelters.

### Coordinated Entry Progress Report

Abby Ahern, Metro, reviewed the coordinated entry goal language and provided an overview of the history of coordinated entry. She defined coordinated entry, Built for Zero, and case conferencing,

## Tri-County Planning Body Meeting Summary

and reviewed the four core elements of coordinated entry: access, assess, prioritize, and referral, with the ultimate goal of move-in. She noted that each county has a Continuum of Care (CoC) Board that would need to approve any TCPB recommendations related to coordinated entry.

Steve Rudman asked if case conferencing was done by county staff or community-based organizations.

*Abby Ahern, Metro, replied that will be answered later in the presentation.*

Cristina Palacios asked if the TCPB and the CoC Boards were to approve this, what would the timeline be for the program to begin. She reflected on her work with immigrants and refugees who have difficulty reporting incomes.

*Abby Ahern, Metro, clarified that coordinated entry programs have been running for many years and this work would identify ways to create a regional coordination system. She shared that staff would return in early fall with an implementation plan that has details like timelines. She added that The Department of Housing and Urban Development (HUD) doesn't have an income requirement and SHS is lenient with income.*

Mercedes Elizalde asked for counties to address in their presentations how long assessments take.

Ben Duncan, Kearns & West, asked to clarify how the CoC Boards would engage in this conversation.

*Abby Ahern, Metro, clarified that each county has its own CoC Board as mandated by HUD, which generally meets monthly. She noted that nothing can change until the Boards approve it and imagined it would look like touch points with the Boards as implementation plans are developed and including their process in the implementation plan.*

Sahaan McKelvey reflected that every reason and barrier that existed for coordinated entry in 2012 exists now and highlighted the importance of moving the work forward.

*Abby Ahern, Metro, affirmed that the goal is to identify opportunities for regionalization to enhance participant and service provider experience.*

Lauren Decker, Clackamas County, provided an overview of Clackamas County's coordinated entry process called "Highway to Housing" and shared that screening begins when participants call the program or connect with an outreach worker. She noted that the assessment could take anywhere from 20 minutes to over an hour depending on participant needs. She shared that there are immediate programs for some participants, and other participants get added to a waitlist. She detailed the eight components of Clackamas County's process.

Monta Knudson asked how medium and lower-priority folks receive care.

*Lauren Decker, Clackamas County, responded that they are trying to address that with the implementation of the Rapid Rehousing Program and hiring engagement specialists.*

Katherine Galian, Washington County, detailed Washington County's six-step coordinated entry process called "Community Connect." She noted that assessments are completed over the phone, with outreach workers, with providers, and there are liaisons in the health care and justice systems. She noted that households that are experiencing chronic homelessness are prioritized and went over the three types of case conferencing.

Monta Knudson asked why a strong tie to Washington County is needed for eligibility purposes as part of the assessment.

## Tri-County Planning Body Meeting Summary

*Katherine Galian, Washington County, replied that is to ensure folks want to live in Washington County.*

*Abby Ahern, Metro, added that HUD funding is county by county and requires funding to be spent on the community.*

Katie Dineen, Multnomah County, presented an overview of coordinated access in Multnomah County and noted that there are five different systems for each population and that resources in each system vary. She shared that Multnomah County is reevaluating its assessment tool and testing a new shorter one. She noted that there are centralized and decentralized access points in each system, and that case conferencing is facilitated by the county.

Mindy Stadlander asked to discuss the relative value of using HUD tools since SHS is locally funded.

*Abby Ahern, Metro, replied that HUD requires coordinated entry, but not a particular tool. She noted that the counties have expanded on the basic requirements from HUD.*

Mercedes Elizalde asked if assessments are updated if the household status changes or if the process would have to start from the beginning.

*Chair Eboni Brown, Lauren Decker, Clackamas County, and Katie Dineen, Multnomah County, replied that the assessments can be updated in each county.*

Sasha Caine and Joy Balinbin, Homebase, presented Homebases' consulting work to complete a national scan to identify similar contexts. They shared that this regional work is unprecedented and shared their current work interviewing communities and providers and facilitating a workgroup and listening sessions. They detailed emerging regional opportunities including advancing equity through prioritization, aligning assessment questions, standardizing case conferencing, and sharing data.

Chair Eboni Brown asked what the budget was for people with lived experiences to provide input.

*Abby Ahern, Metro, replied the same rate they pay TCPB members, \$200 per meeting.*

Nicole Larson asked if counties find aligning assessment questions and standardizing case conferencing doable.

*Abby Ahern, Metro, replied that aligning assessments wouldn't mean the same assessment for each county, but asking the same questions for regional information while still allowing flexibility for county specific questions. She noted that for case conferencing it would be to standardize practices so healthcare system participants can feel that there is familiarity. She added that these are opportunities and they don't know what is doable yet.*

Nicole Stingham, Washington County, added that the CoC Boards are the ones with the authority to set expectations to comply with HUD and noted that Zoi Coppiano is on the Washington County CoC Board.

Washington County Chair Harrington highlighted that this work is innovative and shared that Metro staff should help lift that message.

Cristina Palacios asked what happens if a participant doesn't have a social security number or doesn't want to share it.

*Abby Ahern, Metro, Chair Eboni Brown, and Lauren Decker, Clackamas County, replied that the participant would receive services regardless as questions can be skipped, but they can share other identification numbers if they want to.*

## Tri-County Planning Body Meeting Summary

Steve Rudman shared that SHS funds are separate from HUD and his hope that a system can be created that makes sense to be able to use both funds.

*Abby Ahern, Metro, replied that HUD requirements still need to be met, but there is a lot of flexibility for SHS funds, and they are looking at current systems to see if they were created due to fund scarcity or to fulfill HUD.*

Merced Elizalde stated that amending assessments seems like a way to make systems portable and would like to see if folks are connecting to income resources in the assessments. She noted that it is important to find regional pieces and think about doors that open to SHS-funded services.

*Abby Ahern, Metro, replied that they are thinking about auto-populating mechanisms between the jurisdictions, and other connections like RLRA vouchers and services.*

Chair Eboni Brown stated that there is a provider piece as well since a provider will review the assessment and verify income needs and see if folks can find work.

Mercedes Elizalde stated that income is a large piece that keeps folks in poverty, and this is an opportunity to make a referral during the assessment and lean into connections with providers so that work burden isn't put on providers.

### Closing and Next Steps

Ben Duncan, Kearns & West, adjourned the meeting and noted next steps include:

- TCPB to meet Wednesday, June 12th from 4:00 to 6:00 pm.

### Adjourn

Adjourned at 6:00 p.m.



# Housing Communications | May 2024



## Metro News

[Nueva Esperanza brings affordable housing with community-centered design to Hillsboro](#)



## Earned media for affordable housing bond openings and groundbreakings

### PCC Killingsworth

Coverage in [The Skanner](#) and [KGW](#)

### Nueva Esperanza

Coverage in [Hillsboro NewsTimes](#) and [KGW](#)

### The Opal (April 2024)

Coverage in [OPB](#), [Hillsboro NewsTimes](#) (Pamplin), [KPTV](#), and [KGW](#)

## Movie theater project

Focus: public education around affordable housing bond and supportive housing services

A set of slides with simple, visually arresting graphics are being displayed in five local independent theatres. **The slides are expected to reach an audience of at least 50,000 people throughout greater Portland.**



*Preview of one movie slide*





# Housing Comms | May 2024



## Sheepscot Creative campaign

**Focus: affordable housing bond and supportive housing services awareness and outcomes**

Marketing agency Sheepscot Creative partnered with our team to create a series of display and video ads for social media and an ad spot for OPB.

**Thus far, the ads have reached 3.3 million unique viewers across Instagram and Facebook.**

## Social media

### Economic benefits campaign

This campaign highlights the economic impact of the affordable housing bond on the construction industry in greater Portland.

[See one of the campaign's posts.](#)

### Good Shepherd “Memories you’ll make” (upcoming)

This storytelling campaign will capture the importance and personal impact of home in bond-funded units. Our team interviewed 11 Good Shepherd tenants and captured video and images related to people’s favorite aspects of home.

## Email newsletter

**May’s email newsletter** featured the Opal’s grand opening, an [SHS workforce development story](#), a [story on eviction prevention](#) and a [blurb on the National Low Income Housing Coalition’s latest “Gap” report](#).

[Check out May’s email newsletter.](#)

We are sending emails to an engaged audience. Now, we plan to focus on strengthening and optimizing our content to increase the number of people who engage with our content once they open our emails.



The following materials were received  
during the meeting.

# SHS Annual Report Template Year 3 (FY23/24)

## OVERALL GUIDANCE

The annual report is a communications tool and an oversight/accountability check against your local implementation plans, annual work plans and annual budgets. This template lists the required regional reporting metrics and annual report requirements, organized by topic. Your reports must cover these required elements. Please integrate stories and additional content throughout as appropriate.

### Outline

1. Executive summary
2. Housing and services
3. Populations served
4. Provider partnerships and capacity building
5. County infrastructure and capacity building
6. Cross-sector work
7. Regional coordination
8. Advancing racial equity
9. Financial overview
10. Performance assessment
11. Attachments
  - A. Annual workplan progress chart
  - B. SHS funded programs overview chart
  - C. SHS service provider contracts chart

### Instructions

- The template is organized by topic, with the narrative questions and required data listed under each topic. Feel free to structure your report with the data tables in a different section than the narrative if you prefer.
- All data and information listed in the template must be submitted in the required format using the methodological guidance provided.
- The three charts in the Attachments are templates that must be completed in the format that is provided. All columns must be included in your submission.
- If you do not want to include something in the required format in the body of your report, you can provide it in an appendix, attachment or a separate submission to Metro.
- Data that were included in your Q4 report do not have to be resubmitted if the Q4 report year-to-date numbers are still accurate. Use the checklist to indicate whether we can use your Q4 report for those numbers. If you need to update the numbers, submit an updated version of the Q4 report table (year-to-date column only) for those numbers.

### Checklist

The attached checklist must be submitted with your annual report. Use the checklist to:

- Ensure you are submitting all required report elements.
- Explain any missing data, caveats or contextual information.
- Indicate whether Metro can use the year-to-date data from your Q4 report for relevant metrics.

## EXECUTIVE SUMMARY

Narrative summarizing overall progress, highlights, successes and challenges.

This is your opportunity to communicate the story of your year 3 progress. Consider including:

- Key areas of growth, expansion and improvement in year 3.
- Positive impacts SHS has had on your service system.
- Programmatic achievements and successes in year 3.
- Summary of progress on your annual work plan goals and in advancing the SHS regional goals.
- Challenges/barriers to implementation you faced this year and how you are addressing them.

## HOUSING AND SERVICES

Provide the data listed below along with narrative summarizing your programs and services, highlighting key achievements, and providing context for any areas where goals were not met.

Metric	Required Data	Methodological Guidance
Number of permanent supportive housing units created and total capacity, compared to households in need of permanent supportive housing	# of SHS-funded PSH units/vouchers added since July 1, 2021	PSH may be project-based or tenant-based units (i.e. single site, scattered site or clustered site)
	# of SHS-funded PSH units/vouchers added in year 3	
	# of households in need of PSH in 2021 (baseline)	Universe: Population A
	# of households in need of PSH in year 3	# of households: combination of participants in Coordinated Entry, Emergency Shelter, Street Outreach, Transitional Housing, By Name Lists  Use baseline from your LIP or recalculate to align with this methodological guidance
Permanent supportive housing placements	# of households placed in PSH in year 3	Use Q4 report table  PSH = HMIS Project Types: PH – Permanent Supportive Housing (disability required for entry), PH – Housing with Services (no disability required for entry)
	# of people placed in PSH in year 3	
Rapid rehousing placements	# of households placed in RRH in year 3	Use Q4 report table  RRH = HMIS Project Type: PH – Rapid Re-Housing (include both RRH: Services only and RRH: Housing with or without services)
	# of people placed in RRH in year 3	
Housing only placements	# of households placed in Housing Only in year 3	Use Q4 report table  Housing Only = HMIS Project Types: PH – Housing Only
	# of people placed in Housing Only in year 3	

Homelessness prevention	# of households supported with eviction prevention/ homelessness prevention services in year 3	Use Q4 report table  Preventions = HMIS Project Type: Homelessness Prevention
	# of people supported with eviction prevention/ homelessness prevention services in year 3	
Total housing placements and preventions	Total (unduplicated) # of households placed in PSH, RRH, Housing Only or served in homelessness preventions	Unduplicated total for the households/people in the data provided above for PSH, RRH, Housing Only and preventions
	Total (unduplicated) # of people placed in PSH, RRH, Housing Only or served in homelessness preventions	
Regional long-term rent assistance	RLRA vouchers issued in year 3	Use Q4 report table
	Households newly leased up using RLRA in year 3	
	Total households in housing using RLRA in year 3	
	Total households housed using an RLRA voucher since July 1, 2021	Use RLRA workgroup year 3 report
	Total people housed using an RLRA voucher since July 1, 2021	
Housing retention	12-month housing retention rate in PSH: overall (households) and disaggregated by race/ethnicity (individuals)	% of households placed into SHS-funded PSH who retained housing at 12 months  Data disaggregated by race/ethnicity (for individuals)
	12-month housing retention rate in RRH: overall (households) and disaggregated by race/ethnicity (individuals)	% of households placed into SHS-funded RRH who retained housing at 12 months  Data disaggregated by race/ethnicity (for individuals)
Number of households experiencing housing instability or homelessness compared to households placed into stable housing each year and outflow	Inflow and outflow data: overall (households) and disaggregated by race/ethnicity (individuals)	Universe: Population A  Use tri-county agreed upon methodology based on Built for Zero approach. Provide an average of the monthly BfZ inflow and outflow.  Outflow should only include HUD "Permanent" destinations.  If possible, provide household count for overall number and race/ethnicity by individuals.
Length of homelessness and returns to homelessness	Average length of time homeless for households served in SHS programs	Use HUD system performance measures 1a and 1b ( <a href="#">HUD System Performance Measures Programming Spec. pp. 10-15</a> )

		Average number of days between Approximate Date This Episode of Homelessness Started (HMIS Element 3.917.3) and Housing Move-In Date
	Average length of time spent in SHS programs until being housed	Use HUD system performance measures 1a and 1b  Average number of days between first Project Start Date (in SHS funded programs) until Housing Move-In Date
	Average rate of returns to homelessness for households served in SHS programs	Use HUD system performance measure 2 ( <a href="#">HUD System Performance Measures Programming Spec. pp. 18-21</a> )  Denominator is the number of households who have received or retained housing through SHS-funded programs  Of the above households, numerator is the number of households with a new project start date after Housing Move-In Date (for RRH/PSH) or Project Exit Date (for Prevention), into a project indicating the client experienced homelessness again
Emergency shelter	Total inventory of emergency shelter created or sustained with SHS funds in year 3	Follow HUD 2.07 Bed and Unit Inventory Information – total bed inventory.  Total inventory is the sum of the bed inventory in congregate shelters + unit inventory in non-congregate or semi-congregate settings.  Use the “Grant Identifier” to distinguish between congregate or non-congregate shelters.  This should match HUD Housing Inventory Count plus include non-HUD shelters such as safe parking programs.
	# of households served in those emergency shelter beds/units in year 3	HMIS Standard count – ‘active households’: Number of heads-of-household with Project Start Date before End Date of Year 3, AND Project Exit Date is either null or occurred within Year 3

	# of people served in those emergency shelter beds/units in year 3	HMIS Standard count – ‘active clients’: Number of individuals with Project Start Date before End Date of Year 3, AND Project Exit Date is either null or occurred within Year 3
Outreach	Narrative overview of your outreach system, how SHS funding has increased your outreach capacity, and how outreach is supporting placements into SHS funded services	Use the HUD ‘Current Living Situation’ and ‘Date of Engagement’ to count contacts and new Outreach engagements in Year 3
	Data your county is already collecting to capture your outreach system capacity, contacts and outcomes	If possible, include number of outreach workers and organizations, geographic coverage, contact rates, #s served and placements

## POPULATIONS SERVED

Metric	Required Data	Methodological Guidance
Race and ethnicity of people served in SHS-funded programs	PSH placements	Use Q4 report table
	RRH placements	
	Housing Only placements	
	Preventions	
Disability status of people served in SHS-funded programs	PSH placements	
	RRH placements	
	Housing Only placements	
	Preventions	
Gender identity of people served in SHS-funded programs	PSH placements	
	RRH placements	
	Housing Only placements	
	Preventions	
Population A and B status of households served in SHS-funded programs	# of households in PSH placements who were in Population A	Use methodology from Q4 report Pop A & B tables but report on each service type separately.
	# of households in PSH placements who were in Population B	
	# of households in RRH placements who were in Population A	Total number of households in Population A & B for each service type should match the number of households reported in the Housing and Services section.
	# of households in RRH placements who were in Population B	
	# of households in Housing Only placements who were in Population A	
	# of households in Housing Only placements who were in Population B	
	# of households served in preventions who were in Population A	Note: Few (if any) households in Population A should be receiving prevention services.
	# of households served in preventions who were in Population B	

## PROVIDER PARTNERSHIPS AND CAPACITY BUILDING

Provide the data listed below along with narrative summarizing your provider partnerships and capacity building work in year 3, highlighting how you are increasing investments in culturally specific providers over time, key achievements, challenges, and providing context for any areas where goals were not met.

Topic	Required Data	Methodological Guidance
Procurement processes	Description of SHS procurement processes in year 3 and how they were equitable and transparent	n/a
	Summary of efforts to expand provider partnerships in year 3	
Provider contracts	Total number of providers contracted with to provide SHS services in year 3	These summary numbers should be based on the detailed charts in attachments B and C. Those charts must be completed in the format provided. Refer to the page/exhibit where those charts are located in the report.
	Number of culturally specific providers contracted with to provide SHS services in year 3	
	Total dollars allocated to providers for contracts to deliver services in year 3	
	Total dollars allocated to culturally specific providers for contracts to deliver services in year 3	
	Total number of providers new to providing SHS services in year 3	
	Number of culturally specific providers new to providing SHS services in year 3	
Provider capacity building	Summary of all provider capacity building efforts (TA, training, grants, etc.) in year 3	n/a
	Value of investments in each type of provider capacity building effort in year 3	
	# of providers participating in each type of capacity building effort in year 3	
	Summary of resources and capacity building efforts designated for culturally specific providers	
Equitable service delivery	Summary of work to ensure that all providers are building anti-racist, gender-affirming systems with culturally responsive policies, standards and technical assistance	n/a
Contract administration	Summary of efforts in year 3 to improve contracting, invoicing and payment processes	n/a
	Provide data demonstrating the impact of the improvements	
Workforce and wage equity	Summary of all strategies employed in year 3 to address workforce and wage equity issues	n/a
	Provide data demonstrating the impact of the strategies	



Rates of pay for contracted providers to measure equitable pay and livable wages	Rates of pay for direct services roles	Describe how data were collected, provide key data points (including number of employees in each position type), and summarize findings and conclusions
	Distribution or pay from lowest to highest paid staff by agency	
Diversity of staff for contracted providers	Diversity of contracted providers by race/ethnicity	Describe how data were collected, provide key data points, and summarize findings and conclusions
	Diversity of contracted providers by sexual orientation	
	Diversity of contracted providers by gender identity	
	Diversity of contracted providers by disability status	
	Diversity of contracted providers by lived experience	

### COUNTY INFRASTRUCTURE AND CAPACITY BUILDING

Summarize work in year 3 to increase county infrastructure and capacity. Include information about:

1. County infrastructure and capacity building barriers and challenges and how you are addressing them
2. Updates or improvements to key elements of system infrastructure such as coordinated entry
3. Data capacity expansions or improvements - e.g. system improvements, staffing increases, data quality and reporting practices, provider support, Built for Zero updates, regional data alignment and coordination
4. Strategies to adjust or augment SHS programming to improve performance and outcomes in future years and what data or information these improvement strategies are based on
5. Evaluation activities planned and performed

### CROSS-SECTOR WORK

Summarize work in year 3 to coordinate access to services across sectors. Include:

1. Examples of cross-sector partnerships and programming
2. Descriptions and examples of how health and behavioral health services are being integrated into SHS programming
3. Metro affordable housing bond alignment:

Metric	Required Data	Methodological guidance
Metro bond-funded projects where SHS services or rent assistance funding has been used to create PSH since 7/2021	# of projects	This is the cumulative total since SHS was launched
	# of PSH units in the above projects	
Metro bond-funded projects where SHS services or rent assistance funding has been used to create PSH in year 3	# of projects	This is the number added in year 3
	# of PSH units in the above projects	
	Brief descriptions of the projects	Include location, total units, # of PSH units, service partners, target population

## REGIONAL COORDINATION

Summarize regional coordination work in year 3 (e.g. RLRA, landlord engagement, regional procurements, data systems and standards, Medicaid 1115 waiver coordination, etc.) Include examples of how you invested dollars from the Regional Implementation Fund to advance regional coordination and Tri-County Planning Body goals, if applicable.

## ADVANCING RACIAL EQUITY

1. Summarize work in year 3 to advance racial equity (a high-level overview or list is fine; you can reference the other sections of the report where this information is provided in more detail)
2. Stakeholder engagement:
  - Describe how you have engaged stakeholders and how this engagement has shaped your investments and decision making.
  - Describe your efforts in year 3 to advance the regional goals that (a) Black, Indigenous and people of color are overrepresented on all decision-making and advisory bodies, and (b) Black, Indigenous and people of color and people with lived experience are engaged disproportionately to inform program design and decision making.

Metric	Required Data	Methodological guidance
Percent of all advisory and oversight committee members who identify as Black, Indigenous and people of color or as having lived experience of housing instability or homelessness	% of local advisory committee/board and oversight committee members who identify as BIPOC	n/a
	% of local advisory committee/board and oversight committee members who have lived experience of housing stability or homelessness	

3. Describe your racial equity analysis process and findings:
  - Explain your data sources and show the comparative data that underlies your analysis (if the data is too complicated to include in the report, provide a summary, a link, or put it in the attachments)
  - Summarize your conclusions and primary take-aways from the analysis. This includes using the data to reflect on how you are advancing the SHS regional housing stability goals:
    - Housing equity is advanced by providing access to services and housing for Black, Indigenous and people of color at greater rates than Black, Indigenous and people of color experiencing homelessness.
    - Housing equity is advanced with housing stability outcomes (retention rates) for Black, Indigenous and people of color that are equal or better than housing stability outcomes for non-Hispanic whites.
    - The disparate rate of Black, Indigenous and people of color experiencing chronic homelessness is significantly reduced.
  - Describe what disparities and gaps remain and your strategies to address them moving forward

## PERFORMANCE ASSESSMENT

This section is an opportunity to provide an overall assessment of your performance in year 3 and to explain any areas where you have not met your work plan or LIP goals. You do not need to repeat details provided elsewhere in the report but can reference those sections as appropriate.

1. Summarize the progress you made in year 3 on your annual work plan goals. This can be a high-level overview. Use the chart in Attachment A to provide details on each goal.

2. Summarize your progress in year 3 in implementing the strategies and investment priorities in your local implementation plan.
3. Provide an assessment of your progress in achieving your LIP goals and outcomes over the first three years of SHS implementation.

## FINANCIAL OVERVIEW

Provide the data listed below along with a narrative summary of your year 3 budget and spending.

Metric	Required Data	Methodological guidance
Carryover funding	What investments did you make this year with carryover funding from the prior year?	n/a
Spend-down	Did you follow your spend-down plan? If you deviated from your plan and spent less, why? What were the barriers?	n/a
Spending by Population A and B	Total dollar amount spent on services for Population A	Refer to memo with methodological guidance that will be provided by Metro in June 2024
	Total dollar amount spent on services for Population B	
	Total dollar amount spent on services for Population A and B (for denominator)	
Full financial report	Completed annual financial report template	Use annual financial report template
	Certification that county did not reduce funding commitments (did not displace funds) for SHS in the fiscal year	
	County administrative costs	
Provider administrative costs	% of each provider's contract that is for administrative costs	Use admin rate column in provider contracts table in Attachment C
Leverage	Funds leveraged through coordination with capital investments and other service systems	Provide a list of the different types/sources of funding leveraged (funding amounts not required)

## ATTACHMENT A: ANNUAL WORKPLAN PROGRESS CHART

### A: Annual workplan progress chart

#### Category 1: Housing/ program quantitative goals

Regional metric	Annual goal	Actual outcome	If you did not meet the goal, explain why and your plans for improving performance
# of supportive housing units/vouchers brought into operation			
# of PSH placements (households)			
# of RRH placements (households)			
# of preventions (households)			
PSH retention rate			
RRH retention rate			
Other:			
Other:			

#### Category 2: Racial equity

Objective	Details	Did you achieve it? Y/N	Description of progress	If you did not meet the objective, explain why and your plans for doing so

#### Category 3: Capacity building

Objective	Details	Did you achieve it? Y/N	Description of progress	If you did not meet the objective, explain why and your plans for doing so

#### Category 4: Other annual goals based on LIP

Objective	Details	Did you achieve it? Y/N	Description of progress	If you did not meet the objective, explain why and your plans for doing so





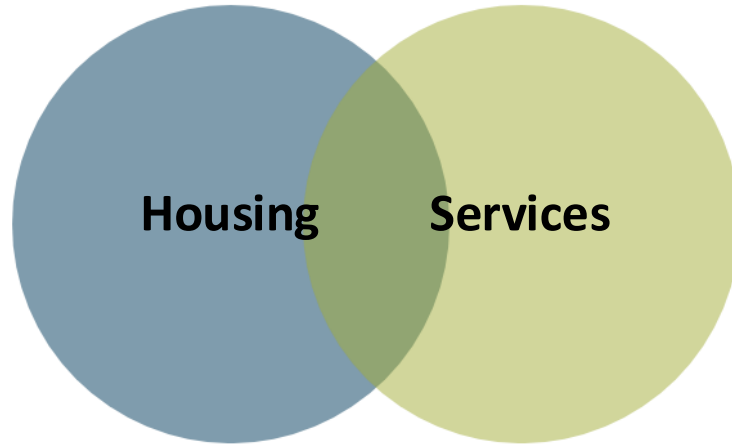
# Project update: Regional Housing Funding

Supportive Housing Services  
Oversight Committee

June 24, 2024



# Changing lives, creating stability



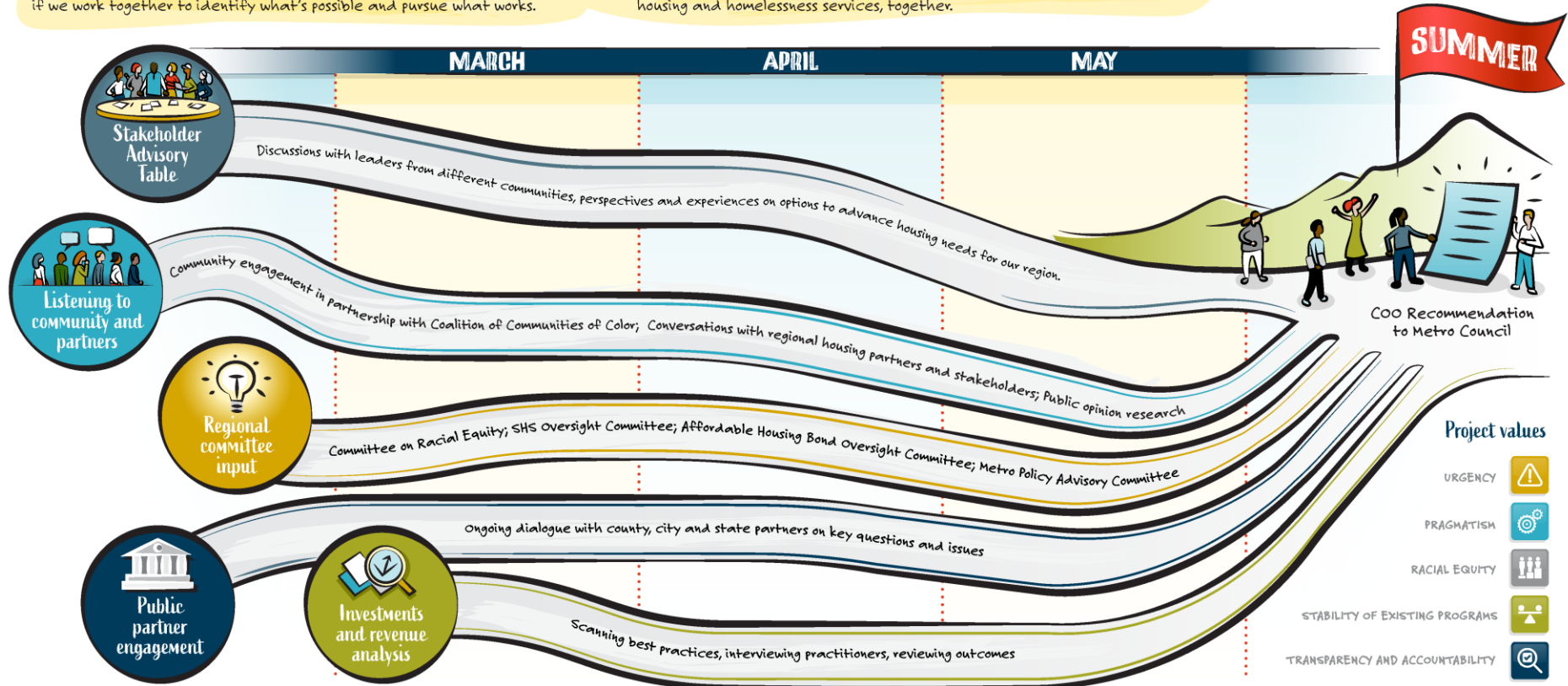


# Path to a regional housing recommendation



The Portland region is facing a persistent housing and homelessness crisis. We have made progress, but there is more to do. We know there are solutions if we work together to identify what's possible and pursue what works.

In spring 2024, Metro convened a conversation with stakeholders, partners and communities across the region to explore how to keep making progress on housing and homelessness services, together.



# Recommendation: Key topics

**Investments:** What, how, for whom

**Revenue:** Future of high-earner and business income taxes

**Oversight:** Improvements to how we monitor progress and outcomes

## FEEDBACK THEMES

# Oversight and accountability

*From Regional housing funding stakeholders*

- Use lessons from SHS and Housing bond to consider and implement improvements
- Integrated, clear structure

## *Continued*

- Greater clarity of roles and coordination between Metro, the counties, local partners, providers and community
- Improve functionality of timelines and processes for planning, reporting, monitoring and addressing challenges

# Next steps: Draft timeline



# Feedback and discussion



# Discussion

- Review and discuss  
Oversight and accountability feedback themes  
From Regional housing funding stakeholders
- Share your insights on opportunities and challenges

## FEEDBACK THEMES

# Oversight and accountability

*From Regional housing funding stakeholders*

- Use lessons from SHS and Housing bond to consider and implement improvements
- Integrated, clear structure



## *Continued*

- Greater clarity of roles and coordination between Metro, the counties, local partners, providers and community
- Improve functionality of timelines and processes for planning, reporting, monitoring and addressing challenges

# Discussion questions

- What is coming to mind in reviewing stakeholder feedback themes on accountability?
- Are there themes that particularly resonate or raise questions for you?
- What is your insight into the challenges and opportunities of oversight on regional housing and services programs?

00:40:44 Felicity Montebianco: so much appreciation Susan for your years of leadership! <3

00:47:22 Chair Jessica Vega Pederson: Susan - Very grateful for your leadership and insights over all these years!

01:21:44 Felicity Montebianco: lots of success from all the counties <3

01:28:05 Mike Savara: Yes, I remember during COVID, the CHA line just didn't have the ability to get back to folks super quickly with the influx of federal resources without all of the important infrastructure you all have build using SHS the last 3-4 years. Such a difference you all have made!!

01:47:12 Mike Savara: Thank you all for the insights into this side of the work - so appreciate you all continuing to bring this important progress to us in this space - and appreciate it if we can make specific time for these conversations about opportunities and learnings around race equity work in future meetings.

01:48:48 Nicole Stingh (she/her), WashCo: Thank you! We're glad to get the story out.

01:56:27 Mike Savara: see you all in 10!

02:28:32 Councilor Christine Lewis: To be clear a bond right now would be a bond on top of paying off the existing bond. Renewal isn't an option til 28

02:35:01 Mike Savara: I need to switch to phone - still here and engaged.

02:51:42 Elizabeth Goetzinger: Feedback question: What is your insight into the challenges and opportunities of oversight on regional housing and services programs?

02:56:22 Mike Savara: Absolutely agree with the comments so far about our role and responsibilities. I think if we could identify some "tools" we have at our disposal in the future for accountability, like mandating action for metro/counties to take or approving funding formulas, etc.

03:01:29 Felicity Montebianco: thanks everyone who presented!